

Sunshine Coast Quilters' Guild

P.O. Box 2083, Sechelt, BC V0N 3A0



Next Guild Meeting/Resource Day

April 26th, 2014

at the
HOLY FAMILY PARISH HALL
5700 Nickerson Rd. West Sechelt

NOTE THE TIMES:

Doors open: 8:45 am

Mini Workshop: April

There are no mini workshops this meeting as there will be an AUCTION!

AUCTION COMMENCES @ 10:00 AM

Business Meeting: 11:00 am

Show & Tell

Coffee/Snack Break, Show & Share

Program: Daphne Greig trunk show

Executive meeting follows 15 minutes after the program ends and all members are welcome to attend.

Next NEWSLETTER Deadline:

May 6th, 2014

Things to Remember:

Coffee/tea cup – *** Name Tag

Donation to hostess group for snack

Library book(s)

Fat Quarter Draw: Purple Fabrics

This Months' Hostess Group:

Pender Harbour Piecemakers

Hostess Schedule

May 31st, 2014: Gone to Pieces

September 27th, 2014: ½ Moon Crazies

November 1st, 2014: TBA

January 25th, 2015: Fat Quarters

February 22nd, 2015: Cotton Club

March 29th, 2015: Off the Wall

April 26th, 2015: Pender Harbour Piecemakers

PRESIDENT'S REPORT

April 2014

Hello Quilters, Thanks to all who attended and worked so industriously at our Quilt Bee. Thanks to the organizers, Karen, Carol, Marianne, and Sue for all their planning and preparation. I am looking forward to seeing the remaining quilts at our next Resource Day, April 26th.

As we move into spring, our Past President begins to prepare a slate of officers for SCQG's upcoming year. Please think of how you might serve our guild and let Lois know where you could contribute.

Being an executive member is a great way to get to know more guild members, and you never know what you might learn! Sharing some positions might be an option as well.

Thanks to Judi Wilson for recording our quilted inches for Quilt Canada's "Walk to Brock" challenge. This will continue to June 11, so please keep measuring. Bring your inches to the next meeting, or e-mail your numbers to Judi as you complete your quilts.

The program will feature Daphne Greig of Patchworks Studio, an excellent teacher and quilt designer. I am looking forward to an action-packed day, filled with lots of fun as well. I look forward to seeing you then.

Happy quilting, Jeannette Lucas

Take a look at just some of what is inside:

Board contact.....	Page 10
Group Rep Contact & Library.....	Page 10
Resource Day Minutes.....	Page 3
Mini Workshops.....	Page 2
Program Reports.	Page 2
Calendar of Events.....	Page 11
Bus Trip	Page 12
Hands Across the Water	Page 15

April 2014 Program Event

Program:

Daphne Greig is coming from Victoria to present her trunk Show "A Quilter's Adventure".

How did Daphne move from her 9-to-5 job as a data analyst and financial officer to her exciting career as a quilter, author, teacher and designer? Hear the humorous tales from the road, the twists and turns that have brought her to today. You'll also see quilts from her journey.

Mini Workshops:

Mini Workshops - April

There will be no mini workshops this month as Lois – Past President will be starting the auction at **10 a.m.**

Workshop News:

We would like to thank Off the Wall for their generous donation of goodies for the executive meeting. There was so much that we were able to take lots to Ionne's class at Christine's on Sunday. They were very much appreciated by all. Thank you.

MARCH WORKSHOP: Ionne McCauley conducted a workshop entitled **Finishing Quilts - More than Straight Edges**. We have had quite a bit of feedback on Ionne's workshop. Everyone learned a lot and thought it was an excellent course. We have been asked to bring her back for another course so we are working on that for next year.

APRIL WORKSHOP – MONDAY APRIL 28:

Daphne's class on Machine Quilting with Decorative Stitches was not very popular so we are cancelling that class and have asked Daphne to present another workshop - Fat Quarter Fun.

What can you do with just a few fat quarters? Turn them into some fun projects! Learn how to get the most 'mileage' from your fat quarters as you develop a cutting and sewing plan. Choose from several designs for quilts and other sewn projects.

We all have lots of orphan fat quarters or just two or three in a fabric line. This will be a great way to use them up. If you are interested in this course, please let Ada Yeo know as soon as possible at mjyeo@aol.com or 604-886-7868. Daphne has taught and lectured internationally, written several books, and designed numerous patterns. We are fortunate to have her come here, so please take advantage of this opportunity and sign up for her class on Monday April 28. The class fee is still \$45.

Fat Quarter Draw: April's Fat quarter draw will be for purple fabric.

Thanks,

Your Program Committee:

Anne Willis anne102@eastlink.ca
Anne Selder graniteridge@dccnet.com

Ada Yeo Mjyeo@aol.com
Judi Wilson judimae@dccnet.com

S.C.Q.G. Resource Day Minutes
March 29, 2014
Holy Family Church Hall, Sechelt, BC

President Jeannette Lucas called the meeting to order at 11:05 a.m. and welcomed everyone. A motion was made by Lee Ewing to approve the minutes as printed, seconded by Louise Keating. **CARRIED.**

Merilee read two cards of thanks to the Guild, as well as correspondence from the Ruby Slipper Fund requesting donation of a quilt. Karen Biddlecombe responded that the Comfort Society had recently filled their request and provided them with two quilts.

Old Business

Quilt Show: Lois Anderson encouraged members to come to the April Resource meeting at 9:30 a.m. so as to be prepared for her auction, which starts at 10:00 a.m. Jeannette reminded everyone that if you bring something for the Share Table, please check at the end of the meeting that it has been taken. If it remains on the table, please take it home again.

Long-time member, Eleanor Dick, is moving from Keats Island to Maple Ridge.

Communication regarding our Guild can be sent to CQA via e-mail. Val Marus will take this on as part of her Publicity role.

Comfort Society: Karen Biddlecombe thanked everyone for a very successful Quilt Bee, and reports that there was a good article in The Local newspaper. That article also appears on our web page. The deadline for turning in completed quilts is April Resource Day, or call Carol Adams or Karen to make arrangements for pick-up. Karen also thanked members for the continued donation of baby quilts.

Block of the Month: Debbie Scott says she has quite a few block-of-the-month kits still available for sale. Draw winner was Gail Reichert.

Membership: Sandy LeHeup reports that today we have one guest and three new members. Door prizes were won by: Sharon Halford, Helen Desjarlais, Willa Schroeder, Merilee Martell and Phyllis Sutherland.

Deadline for the next Newsletter is the third of April.

Program: Ada Yeo thanked Sue Lowell and Bev VanZandt for providing mini workshops this morning. There are still quite a few spaces available at the end of April for Daphne Greig's class at Fibre Expression. Fat quarter draw winner was Anne Willis. Ada announced that Ionne McCauley is safely here today, having cancelled last month due to snow.

Bus Trips: Gail Reichert reported on the status and itinerary of the Sisters, Oregon bus

Sunshine Coast Quilters' Guild

P.O. Box 2083, Sechelt, BC V0N 3A0

trip on July 9 to 13. She has 11 members signed up, but needs a total of 30. Final payment for this trip is due at the end of May.

Website: Sheila MacDonald encouraged members to look at the website, as quite a few changes have been made.

Past-President: Lois Anderson asked everyone to think about volunteering for the upcoming Executive positions of Vice-President and Secretary.

Retreat: Helen Bailey provided a financial accounting for the 2013 Retreat, reminding us that Retreat this year will be held October 23 to 26 at Camp Sunrise. She also reported on teachers, costs and registration.

Hands Across the Water: Fay Bullock says the registration information is on the website, and she has invited Guilds from the North Shore.

Judi Wilson would like everyone to give her their “inches” for Walk to Brock. Judi’s e-mail address is: judimae@dccnet.com.

Jeannette thanks Off the Wall for today’s treats.

Business meeting adjourned.

Show and Tell

An important message from the President:

Our April meeting will be an exciting one, featuring a fund-raising auction by our intrepid Quilt Show 2015 Chair, Lois Anderson. Funds raised will go toward special prizes for guild members who enter the show. (Be sure to bring cash or your cheque book!!) NOTE: THE FOLOWING CHANGES: SEPTEMBER, 2014 MEETING IS REPLACED WITH HANDS ACROSS THE WATER AND OCTOBER, 2014 MEETING IS NOVEMBER 1, 2014 DUE TO THE RETREAT.

TIP: Lint Remover

When you sometimes buy the end of bolt on fabric you get an end that has a lot of threads that you need to pick off or when you have to remove stitches from a block that you made a mistake on. I just use a Lint Remover roll to help me. I roll the lint remover all over the edge or fabric to pick up the little threads it makes my job so much easier and I sometimes use it on the floor to pick up threads that have fallen. It fast and I don't have to bend over so much. Reference: www.quilterstips.com



S. C. Q. G. EXECUTIVE MEETING

March 29, 2014

Holy Family Church Hall, Sechelt, BC

In attendance:

Jeannette Lucas

Gail Reichert

Lee Ewing

Merilee Martell

Sheila MacDonald

Sue Lowell

Ada Yeo

Carol Bowie

Karen Biddlecombe

Sandra LeHeup

Kathleen Bezaire

Lois Anderson

A motion to approve the February minutes as printed was made by Carol Bowie, seconded by Ada Yeo. **CARRIED**

Karen reported that the Quilt Bee was a huge success, with 20 quilters sewing at the Legion on Sunday and 15 on Monday. A total of 30 quilts will go to Sumac Place, with some being gifted to residents and some being used as wall-hangings.

As part of her Past President's duties, Lois asked all members of the Executive to think about who would take on the positions of Vice-President and of Secretary. Sheila MacDonald has volunteered to take the position of secretary again.

Ada stated that Bev VanZandt had requested colour copies (totaling \$120.00) from the Copy Shop for her mini workshop. Sheila moved and Lee seconded the motion to repay Beverly for the photocopying **CARRIED**

Ada will see if she can change the focus of Daphne Greig's class and enlist Christine's help filling the class with non-Guild members if need be.

Gail reports that when she cancels a bus trip, the amount she submitted and the amount returned are not the same – the difference being exchange. It was agreed that the Guild pay Gail the difference so that she is not personally out-of-pocket.

If Gail cannot fill the bus for the trip to Sisters, she will advertise in the *Coast Reporter* and will also invite members from other Guilds.

Sue requested a small space at Hands Across the Water to set up a table where quilters can sign up to attend Retreat. She will prepare an announcement for the Newsletter explaining the costs and options.

Gail reported that she will price Guild pins and key fobs, as well as other products to be carried by Merchandise, and present her findings at the April meeting.

Sandy queried payment of membership dues at Hands Across the Water, but it was decided to forego this function until the October meeting. There will be a notice in the Newsletter that the September Resource Day is being cancelled.

Lois gave an in-depth report on the extensive plans for the Quilt Show, stating that she had applied for a couple of grants and plans to apply for a couple more.

Meeting adjourned at 2:30 p.m.

SUNSHINE COAST COMFORT SOCIETY

April 2014 Newsletter

2013-2014 - Committee: Carol Adams, Karen Biddlecombe, Sue Lowell, Marian Williamson

UPDATE Baby Quilts: We have quilts on hand to supply St. Mary's hospital baby quilts up to and including May – great job ladies, while we know you are busy please keep working on more baby quilts so that we are able to keep ahead. There will be batting at the next Guild meeting for those who are looking for more batting for their charity quilt projects.

UPDATE Quilt Bee for Sumac Place: The Quilt Bee was quite a success – many thanks to those who participated – please ensure you have signed the book and card for Sumac Place. Deadline to return any tops still being worked on is the April Guild Meeting. Contact anyone on the Committee for a pick up if you cannot complete your project or attend the meeting. We do feel the success in maintaining quality yet producing a great number of quilts was all the 'homework' done by members prior to the Bee starting; this allowed us all to concentrate and take our time in producing quality work we can be proud of. The committee thanks all those who came forward with suggestions and tips which helped make this Bee a huge success.

IMPORTANT INFORMATION: Two committee members are required to step down (by-laws) from their Service on the Comfort Society – Carol and Karen.

Sue and Marian will remain on the Committee to mentor incoming committee members which enables an easier transition. Please contact Sue or Marian or Past President Lois.

“JOY THROUGH GIVING = CREATING MEMORIES FOR OTHERS TO ENJOY”



Hamels

FABRICS & QUILTING

Canada's Largest Online Quilt Shop

Drop by and Visit our
**Quilting In
The Country**
Location

"Your Moda Pre-cuts Headquarters"

Directions:
Heading East or West
on Highway #1, take the
Lickman Road exit. Head
south on Lickman Rd. for
approx. 4 km. When you
cross the railroad tracks,
you are almost there.

Shop online at: www.hamelsfabrics.com
Toll Free Order Line : 1-877-774-2635
Email: hamelsfabrics@shawcable.com
5843 Lickman Rd., Chilliwack, BC V2R 4B5



Fibre Expressions Quilt Shop

SHEER COLLAGE with Daphne Greig
Sunday April 27th
Sign up NOW! Only 3 spots left!

ONE BLOCK WONDER
May 22nd & 29th
Only 3 spots left!

April Strip Club - April 10th & 24th
(Ying Yang by Cozy Quilt Designs)
See sample in store!

May Strip Club - May 15th
Finishing Day - 10-4
Come & get help to finish any
Strip Quilt you have started.

Free Drop-in Sewing
Wednesdays 1pm-9pm & Fridays 10am-5pm
604-885-6677

SAVE THE DATE
JUNE 1ST & 2ND
It's our Birthday Weekend!!

FIBRE WORKS STUDIO & GALLERY

fibreworksstudio12887@gmail.com


View details at www.fibreworksgallery.com

604-883-2380

12887 Sunshine Coast Hwy (the yurts) Madeira Park, BC

Materialize

Sunshine Coast Surface Design Association



FIBRE WORKS STUDIO & GALLERY

Exhibition Schedule for FibreWorks Gallery 2014:

April 05 to May 25- ***“Materialize”*** – Sunshine Coast Surface Design Association

June 01 to July 13 – ***“thr3fold unfinished business”*** (Laura & Linda Kemshall; Catherine Nicholls) opening reception with Catherine – Sun. June 01 – 2 – 4 p.m. (check out Catherine’s workshops and open studio sessions)

July 19 to August 24 – ***“Recovery Method”*** -Michelle Sirois-Silver “meet the artist” opening reception – Sat. July 19 – 2 – 4 p.m.(check out Michelle’s open studio sessions)

August 30 to October 05 – ***“Paper Beauties”*** - Anna du Bois “meet the artist” opening reception – Sat. Aug 30 – 2 – 4 p.m.

October 11 to November 23 – ***“Under My Feet”*** – group exhibition “meet the artists” opening reception – Sat. Oct 11 – 2 – 4 p.m.

November 29 to January 05, 2015 – seasonal exhibition

Sunshine Coast Quilters' Guild

P.O. Box 2083, Sechelt, BC V0N 3A0 www.scquiltersguild.com



LISA VIGNAL
Landscape Solutions

One call for your landscaping needs.



LISA VIGNAL 604.989.0306

Design - Installation - Consulting - Maintenance
Property Management - Topsoil Sales - Est. 1996

LisaVLandscapeSolutions@gmail.com

TIP: Loose Threads

Keeping these pesky loose threads from finding a home on your clothes, floor and project can be kept under control by keeping a simple paper coffee filter next to your machine. As you clip the threads, just put them on the filter. It acts practically like a magnet for those little guys! When you're through with your work for the day, just pick it up and throw it away.

TIP: Washed or Not

As my fabric stash grows larger with splurges and leftover fabrics, it becomes harder to tell which fabrics have been washed and which haven't. I simply zig-zag the raw edges of fabric only when I'm going to wash them. So I know that the fabric that has been zig-zagged has been washed. Fabric that has no zig-zag hasn't been washed.

Reference: www.quilterstips.com

EuroTech
Sewing Machine Repair

ALL DOMESTIC SEWING MACHINES & SERGERS
FORMER ALBEE'S SEWING CENTRE TECHNICIAN

Factory trained by

PFAFF BERNINA ELNA
HUSQVARNA JANOME

Wei Hin Ng

Service Technician

t: 604.568.1238

w: www.eurotechsewrepair.ca



Serving the Vancouver area since 1989

Sunshine Coast Quilters' Guild

P.O. Box 2083, Sechelt, BC V0N 3A0 www.scquiltersguild.com



Mika

56" X 72"

Our new block-of-the-month starting now! Japanese inspired, created with cotton prints & woven fabrics from Lucien, Stoff and more!

13 months \$19.95 per month
\$30 registration fee.

THE CLOTH SHOP

104~1551 Johnston Street Vancouver
604.224.1325 1.877.224.1325

Come see us for pattern enlargements & reductions



OPEN
Mon-Fri
9:00 - 5:30

Enjoy our same day service for
printing/copying, fax/scanning, laminating,
photo enlargements, art canvas
& so much more!

Visit us at:
#2 - 5647 Cowrie Street
in Sechelt
www.coastcopy.ca
info@coastcopy.ca





#1-4047 Norwell Drive
Nanaimo, B.C. V9T 1Y6

"Like" us on facebook
Snip & Stitch Sewing Centre

Follow us on twitter
@snipandstitch

Join the conversation on our blog
www.snipandstitchblog.wordpress.com



Save 20% off

Your next purchase of
any regular priced
fusible applique product.
Valid April 21-28, 2014

TIP: Easy roll binding

When binding a large quilt, I find that the binding starts to get tangled (even caught under the wheels of my sewing chair), so I now roll the binding around my finger and when completely rolled up, I place it into a sealable plastic sandwich baggie and put a slit in the bag just under the seal, (just large enough for the binding to fit through easily) and put the baggie in my lap. As you sew and need more binding it automatically just slides right out... no twisting or catching. Try it! I wish I had figured this out years ago.

Reference: www.quilterstips.com

Sunshine Coast Quilters' Guild

P.O. Box 2083, Sechelt, BC V0N 3A0 www.scquiltersguild.com

Sunshine Coast Quilters' Guild 2013-2014 Board Membership

<i>Position</i>	<i>Name</i>	<i>Position</i>	<i>Name</i>
President	Jeannette Lucas	Merchandise	Gail Reichert
Vice President	Lee Ewing	Bus Trip Chairman	Gail Reichert
Past President - Sunshine	Lois Anderson	Block of the Month	Debbie Scott
Secretary	Merilee Martell		
Treasurer	Priscilla Hendriks	Comfort Quilts	Carol Adams Karen Biddlecombe, Sue Lowell, Marian Williamson
Membership	Sandra Leheup, Nona Fellows Kathleen Bezaire	Publicity	Val Marus
Program Committee / Mini Workshops	Ada Yeo Anne Willis, Judi Wilson, Ann Selder -Korsch	Library	Maria Lodzinski Liz Lacey & Christine Richardson
Website Administrator	Sheila MacDonald	Retreat Committee 2014	Helen Bailey - Chair Sue Lowell, Carol Bowie, Sandra LeHeup
Newsletter Editor Assistant	Karen Biddlecombe Val Marus		

Satellite Group Rep contact information:

Pender Harbour Piecemakers: Lee Ewing
604-886-2620 lewing@dccnet.com

½ Moon Crazies: Carol Bowie
604 885-4127 quiltscrapqueen@dccnet.com

Fat Quarters: Sheila MacDonald
604 885-0850 heronrock@telus.net

Loose Threads: Sonja Randall
604 885-7722 sonja_r@eastlink.ca

Gone To Pieces: Donna Thompson
604-740-0020 alvin_donna@dccnet.com

Off the Wall: Beverly Butchart
604-886-8449 babutchart@eastlink.ca

Cotton Club: Beverly Butchart
604-886-8449 babutchart@eastlink.ca

Advertising Rates:

Classified...\$10.00 per issue
Bus card size - \$10.00 per issue
¼ Page for 1 issue..\$14.00....
8 issues...\$90.00
½ Page for 1 issue...\$21.00....
8 issues...\$125.00
Full Page for 1 issue...\$42.00...
8 issues...\$200.00
One time email to all members,...\$35.00

Please contact :
Val Marus:
valmarus@dccnet.com

Next Newsletter Deadline
May 6th, 2014

CALENDAR OF EVENTS

- April 1 – 20, 2014** Cherry Blossoms 2014 - A Textile Translation; The Silk Purse Gallery, 1570 Argyle Ave., West Vancouver, Hours: Tues to Sun 12-5 (Closed Mondays)
Details: Meet some of the artists and view live demonstrations
Saturdays & Sundays 1 pm to 3 pm.
- May 2 – 4, 2014** Adventures in Quilting, Victoria Quilter's Guild, Pearkes Recreation Centre, 3100 Tillicum Road, Victoria, BC Contact: quiltshow@victoriaquiltersguild.org.
- May 17 -19, 2014** 30th Anniversary Quilt Show, Schoolhouse Quilter's Guild
Cumberland Cultural Centre, 2674 Dunsmuir, Cumberland, BC quilterthomas@gmail.com
- May 9 – 10, 2014** The **LANGLEY QUILTERS' GUILD** is presenting their Bi-annual Quilt Show:
"The Threads That Bind Us". Admission \$5.00
Location of show: George Preston Rec. Center, 20699 - 42 Ave., Langley, B.C.
website at : www.langleyquiltersguild.com for full details
- May 13, 2014** North Shore Needle Arts Guild is excited to share with your guild members an invitation to attend a lecture with Bobbie Britnall from the UK. web-site <http://www.bobbybritnell.co.uk> who will be giving a lecture : "Working With Passion" Tuesday May 13th 2014, 7pm - 8pm at the Holiday Inn, North Van. We invite your members to attend. Tickets are limited so book early;
\$10 for NSNA members, \$15 for Non-members for tickets call
Bonnie Adie [604 988 3240](tel:6049883240) or Joyce Bayly [604 922 8281](tel:6049228281)
About Bobbie: "Being wholly passionate about what I do enables me to become totally absorbed in the entire process, from idea through to execution. I love being involved in the entire process of designing and drawing and changing the surface of the fabrics through dyeing, colouring, printing and stitching. I find the drawn mark becomes increasingly more important in my work. I hope my work will continue to evolve, be enjoyed by a wide audience, as well as being displayed in public spaces and in people's homes.
- June 11 – 14, 2014** Quilt Canada 2014 St. Catharines (Niagara Region) ONTARIO
- Sept 27, 2014** **HANDS ACROSS THE WATER – HOLY FAMILY CHURCH HALL:**
Hostess: Sunshine Coast Quilters Guild

QUILTING INCHES CHALLENGE:

MARCH UPDATE: 3 PROVINCES LEFT TO GO!

The quilting inches challenge across Canada has been extended and will end on June 11, 2014, which is the opening day of quilt Canada 2014.

The distance across Canada is **VAST** as we all know and we are three provinces away!

See our current location at:

<http://cqacanadianquilting.blogspot.ca/2014/02/walk-to-brock-update-5.html>



BUS TRIP INFORMATION: "SISTERS OUTDOOR QUILT SHOW"

July 9 – 13, 2014 Join us as we travel to the world's largest outdoor quilt show in Sisters, Oregon – the 2nd weekend in July.

We will start our trip bright and early, on Malsapina Coach Lines-

Leaving on the 8:20 am ferry (July 9) and returning on the 5:30 ferry July 13th.

Proposed stops and sights: = multiple stops on the way there and back – for details contact the Trip Coordinator.

Accommodations: Quality Inn, Olympia WA and Bend 3 Sisters Hotel **Every room is double occupancy**

Price: \$600 M / \$625 NM

To get these prices though 30 women need to commit to the trip

Includes:

4 Nights Accommodation ,Transportation (including ferry)

Tickets to the Quilter's Picnic, Friday night

Black Butte Ranch Lunch and Quilt Show, Friday

With the dollar dropping we may have to add a few dollars to the prices once the contract with the hotel is paid in full.

Additional Costs: Insurance: Highly recommended that you have medical insurance and possibly Trip cancellation/ interruption insurance.

Payment Policy: \$50 ~~non-refundable~~ deposit at time of signing up.

Remainder due at May guild meeting.

OR Make 3 equal payments with post dated cheques for
Mar. 29, April 26, and May 31

Please postdate your cheques, except if making 3 equal payments

!!! IMPORTANT !!!

I am opening this up to other guilds on April 15. Up until that time, our members will have 1st priority when signing up, after that you take your chances. In order to secure your spot, I need your contact information and a trip deposit by April 15.

!!

My contact information: Gail Reichert P.O. Box 1892 Sechelt, BC V0N 3A0

knottyquiltergirl@gmail.com

Thanks. Your trip coordinator: Gail Reichert [604-740-8874](tel:604-740-8874)

Quilt Show Auction

April 26

Auction items will be on
display at 9:30 am

Auction starts at 10 am.

There will be some excellent buys!
(bring lots of money!)

Quilt Show 2015

At our resource day on April 26, after the auction, we will be giving you our outline for the next **Quilt Show**.

We have been working hard getting things organized for you. We have the dates, judge, judged categories, teacher's classes and two challenges all ready for you. The raffle quilt will be shown, (Though not yet quilted) **Plus**, a few other exciting things. Don't miss out on all this information!! See you in April.

Sunshine Coast Quilters Guild 19th Annual Retreat 2014

Camp Sunrise – Langdale, BC

October 23 - 26, 2014

MURDER and MAYHEM


Teachers: Ana Buzzalino – Moments (Design your own art quilt)
 Hazel Wainwright – Traditional with a Twist

Cost: With either teacher \$ 370.00
 Do your own thing \$ 270.00
 (for a private room, add \$25.00 to above costs)

Merchant: Carola's Quilt Shop

Registration will take place at the regular Guild meetings in April & May





“Stitches In Time”

Hands Across the Water

Hosted by Sunshine Coast Quilter's Guild

Date: Saturday, September 27, 2014

**Place: Holy Family Parish Hall
5700 Nickerson Road, Sechelt, B.C.**

Time: Hall opens at 9:00 am

Price: \$15.00

**Class: Friday September 26, 2014 Teacher - Lorna Shapiro
Technique and Artistry of Set-in Circles (Circle Play)**

**Activities: Apron Challenge
Quilt Block
Merchant Mall**

Pick Up from Langdale Ferry and Billeting Available

Sunshine Coast Quilters' Guild

P.O. Box 2083, Sechelt, BC V0N 3A0 www.scquiltersguild.com

Friday September 26, 2014 Lorna Shaprio Class

Lorna Shapiro will lead a class on Friday, September 26th 2014, at Green Court, entitled Technique and Artistry of Set-in Circles. The cost of the class is \$45.00 with 15 openings available. If the class is full SCQG Members will be accommodated on Sunday September 28th. Class will run from 9:30 am to 4:00 pm.



**HANDS ACROSS THE WATER 2014
REGISTRATION FORM**

Name: _____

Home Guild: _____

Phone: _____ Email: _____

Hands Across the Water Fee: \$15.00 Included Yes _____ No _____

Lorna Shapiro Class: \$45.00 Included Yes _____ No _____

Need Billet: Yes _____ No _____

Ferry Pick-Up (Langdale Only) Yes _____ No _____

NOTE: Registration and Payments must be received by April 30th 2014

APRON CHALLENGE

Make and bring your favourite apron which will be judged by Viewer's Choice and then modelled during the program.

APRONS

I don't think our kids know what an apron is.

The principal use of Grandma's apron was to protect the dress underneath because she only had a few. It was also because it was easier to wash aprons than dresses and aprons used less material. But along with that, it served as a potholder for removing hot pans from the oven.

It was wonderful for drying children's tears, and on occasion was even used for cleaning out dirty ears.

From the chicken coop, the apron was used for carrying eggs, fussy chicks, and sometimes half-hatched eggs to be finished in the warming oven.

When company came, those aprons were ideal hiding places for shy kids. And when the weather was cold Grandma wrapped it around her arms.

Those big old aprons wiped many a perspiring brow, bent over the hot wood stove. Chips and kindling wood were brought into the kitchen in that apron.

From the garden, it carried all sorts of vegetables. After the peas had been shelled, it carried out the hulls.

In the fall, the apron was used to bring in apples that had fallen from the trees.

When unexpected company drove up the road, it was surprising how much furniture that old apron could dust in a matter of seconds.

When dinner was ready, Grandma walked out onto the porch, waved her apron, and the men folk knew it was time to come in from the fields to dinner.

It will be a long time before someone invents something that will replace that 'old-time apron' that served so many purposes and I never caught anything from an apron but LOVE!

Challenge Block (Please make 2 - 1 for a draw and 1 for Charity Quilt)



HANDS ACROSS THE WATER, SEPTEMBER 27, 2014

“STITCHES IN TIME”

Hosted by the Sunshine Coast Quilters Guild, Sechelt, B. C.

Spool Block is the pattern – unfinished size 8 ½”

The Guild also wishes to make a Comfort Quilt from these blocks so we are requesting participants to make 2 blocks; one to contribute to the comfort quilt and one for the draw.

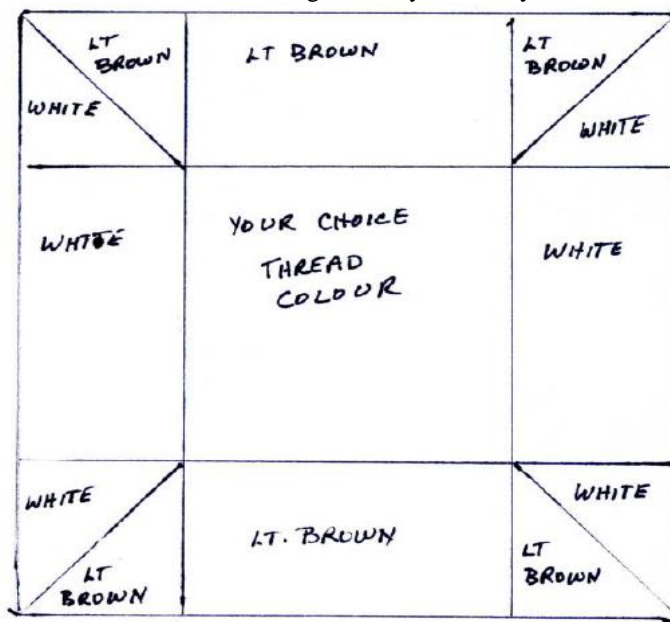
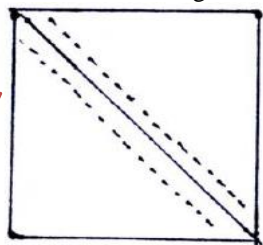
The background is white-on-white (tone on tone), the old fashioned wooden spools are medium brown colour and you choose the colour of “thread” you wish to depict (except white or the colour you choose for the ‘spool’). Please use white or beige thread for machine sewing.

Fabric requirements for each block:

- 2 squares of white-on-white 3" x 3"
- 2 squares of medium brown 3" x 3"
- 2 rectangles of white-on-white 2 1/2" x 4 1/2"
- 2 rectangles of medium brown 2 1/2" x 4 1/2"
- 1 square of coloured fabric 4 1/2" x 4 1/2"

Place one 3" square of white on one 3" square of medium brown, right sides together. Draw a pencil line diagonally across. Stitch 1/4" each side of the drawn line. Cut on the drawn line and press the two squares toward the medium brown fabric. (See drawings below) Repeat this for the two remaining 3" squares. Square up the blocks to 2 1/2". These are the four corners in the block.

Place the remaining fabrics as shown below and sew the block together as you usually do.



PLEASE MAKE 2 BLOCKS