

SUNSHINE COAST QUILTERS GUILD



Next MEETING Nov. 29th, 2014: Holy Parish Hall, 5700 Nickerson Drive, West Sechelt

Nov 29, 2014

Special Points of Interest

Next meeting: November 29, 2014

Doors open: 8:45 am
Mini workshops commence: 9:30am
With a fee of \$5.00

Christmas Table Runner & Mitred Napkins – Ada Yeo

Hidden Facings—Joan Baker

Folded Star Hot Pad—Lynda White

Business Meeting: 11:00 am
Show & Tell
Coffee/Snack Break,
Program: In-house Auction

Executive meeting follows 15 minutes after the program ends and all members are welcome to attend.

Inside this issue:

Board & Group contact	2
Meeting minutes	3-5
Executive Minutes	6
Program	7
Comfort Society	9
Calendar of Events	11
Quilt Auction & Show	13
Membership Form	16
CQA 2015 Project	17

PRESIDENT'S REPORT

November already - you know what that means, dare I say it, Christmas is just around the corner!

The members of the Quilt Show Committee are preparing to help you with your Christmas shopping by holding another fun auction at this month's resource day. Come prepared.

In order to accommodate this, the business meeting may start later than usual.

On another note, the Comfort Society will be taking a vote by secret ballot to decide if we will continue with the baby quilt program

we have supported for the past two years.

Please give this careful thought before voting and be honest as to whether you support this effort or not and if you say yes, how many quilts you are prepared to make. This information is critical before we can make a decision.

Regards to all,
Lee Ewing
President



Hostess Schedule

November 29th, 2014: Cotton Club
January 25th, 2015: Off The Wall
February 22nd, 2015: Gone to Pieces
March 29th, 2015: Pender Harbor Piecemakers
April 26th, 2015: ½ Moon Crazyies
May 30th, 2015: Fat Quarters
September 26th, 2015: Gone to Pieces
October 31st, 2015: 1/2 Moon Crazyies
November 28th, 2015: Fat Quarters

Next NEWSLETTER

Deadline:

Jan 6, 2015

Things to Remember:

Coffee/tea cup –
*** Name Tag

Donation to hostess group for snack

Fat Quarter Draw: Tertiary colored batiks

This Month's Hostess Group: Cotton Club

Sunshine Coast Quilters' Guild 2013-2014 Board Membership

<i>Position</i>	<i>Name</i>	<i>Position</i>	<i>Name</i>
President	Lee Ewing	Merchandise	Gail Reichert
Vice President	Judi Wilson	Bus Trip Chairman	Gail Reichert
Past President - Sunshine	Jeannette Lucas	Block of the Month	Debbie Scott
Secretary	Sheila MacDonald		
Treasurer	Priscilla Hendriks	Comfort Quilts	Sue Lowell, Marian Williamson, Jean Bowering, Liz Lacey, Carla Wilkinson
Membership	Sandra Leheup, Dale Spence Kathleen Bezaire	Publicity	To Be Filled
Program Committee / Mini Workshops	Ada Yeo Anne Selder Carol Dunsford	Library	Maria Lodzinski Liz Lacey & Christine Richardson
Website Administrator	Sheila MacDonald	Retreat Committee 2014	Helen Bailey - Chair Sue Lowell, Carol Bowie, Sandra Le- Heup
Newsletter Editor Assistant	Karen Biddlecombe Val Marus	Facebook Moderator	Shelly Cowan

Satellite Group Rep contact information:

Pender Harbour Piecemakers:

Lee Ewing 604-883-2620

lewing@dccnet.com

½ Moon Crazy's: Carol Bowie

604 885-4127 quilt-
scrapqueen@dccnet.com

Fat Quarters:

Nancy Climie

604 885-6745 nclimie@telus.net

Loose Threads:

Sonja Randall 604 885-7722

sonja_r@eastlink.ca

Gone To Pieces:

Beverly Butchart 604-886-8449

abutchart@telus.net

Off the Wall: TBD

Cotton Club: Beverly Butchart

604-886-8449

babutchart@telus.net

Advertising Rates (per issue* (PI) for period Sept - May, excluding Dec):

Classified.....	\$10.00 *PI
Bus card size.....	\$10.00 *PI
¼ Page for	\$14.00 *PI
8 issues.....	\$90.00
½ Page	\$21.00 *PI
8 issues.....	\$125.00
Full Page	\$42.00 *PI
8 issues.....	\$200.00
One time email to all members,	\$35.00

Please contact :
Val Marus:
valmarus@dccnet.com

Next Newsletter Deadline

Jan 6, 2015



EuroTech
Sewing Machine Repair

ALL DOMESTIC SEWING MACHINES & SERGERS
FORMER ALBEE'S SEWING CENTRE TECHNICIAN

Factory trained by
**PFAFF BERNINA ELNA
HUSQVARNA JANOME**

Wei Hin Ng
Service Technician
t: 604.568.1238
w: www.eurotechsewrepair.ca

Serving the Vancouver area since 1989

S.C.Q.G. RESOURCE DAY MINUTES: NOVEMBER 1, 2014**Call to Order**

President Lee Ewing called the meeting to order at 10:58 am and presented Past President Jeannette Lucas with the Past President's pin. Lee also displayed the 2 kits that entrants in the Quilt Challenges would have a choice of as a prize.

It was MOVED and SECONDED (Eryl Shindel/Dar Vignal) that the minutes of the meeting held May 31, 2014 be approved as circulated in the Newsletter. CARRIED

No Correspondence**Treasurer's Report**

The available balance was advised.

Old Business:

Hands Across the water report attached.

No New Business:**Committee Reports:**

Comfort Society: Marian Williamson reported that 58 quilts had been given to St Mary's Hospital between July and October. She noted that 32 quilts had been received at this meeting. Marian asked all members

to think about whether the Guild would continue making quilts for St. Mary's and that there would be a secret ballot vote at the November 29th meeting. Marian read 3 thank you notes from new moms who had appreciated the quilt they had received. Marian also requested that 2 members volunteer to take the kits assembled from the blocks received from Hands Across the Water. These quilts will be kept on hand for Sumac House. The Comfort Society will be applying for the Raffle quilt license soon in order to be ready to distribute tickets in the New Year.

Block of the Month

Sherri Coulthard announced the block winners for Debbie Scott. The winners were Joan Harvey and Merrilee Baldock.

Membership:

Kathleen Bezaire announced that there was 68 in attendance and reminded all members that they must join and have their fees paid by the end of November in order to take part in the draw for the Quilt Show Raffle. The Door Prize winners were: Mercedes Link, Anne Willis, Cheryl Richards, Dot McPherson and Estelle Harkness. Two new Members were Helen Christian and Janet Flummerfelt.

Program: Anne Selder gave the program report. Attached.

Newsletter: Karen Biddlecombe announced the deadline for the next Newsletter is November 4, 2014.

Publicity: A committee chair is still required for Publicity.

Quilt Show: Lois Anderson gave a Quilt Show report. Attached.

Retreat: Carol Bowie read a report from Helen Bailey. Attached.

Show and Tell: Quilts are posted on the Website.

Program: Christine Richardson gave a talk and demonstration of several new rulers.

The meeting adjourned at 12:45 pm.

S.C.Q.G. RESOURCE DAY MINUTES: NOVEMBER 1, 2014

Program Committee Report:

If you have read the October Newsletter you would notice that we have been busy getting speakers and classes organized for next year.

We do need your input for the classes to be taught by the presenters. If you visit our table at the back during break you can see which classes could be available by which speaker. Once we know what you would be interested in we can confirm the classes to be offered. We have Valerie Wilson coming in January, Susan Purney Mark will be here in February, Hilary Rice in March. The Quilt Show will dominate the April meeting in order to prepare for the Quilt Show in Early May. Then in May we will have Helen Fujiki.

So please come and let us know your preferences.

On another note, we need another volunteer in Program. This volunteer would take on Mini Workshops, they would organize and

plan the mini workshops for the upcoming year. The other volunteers would be there as back up. Program is important for the guild so please step up to the plate and help us out.

Next mini workshop, end of Nov. will be by Joan Baker and it is called **HIDDEN FACINGS WORKSHOP**: Some quilted wall hangings look better without a border or bindings. This method not only hides the facing but creates smooth, flat corners and a very neat back to your quilt. Also we hope to have a mini workshop on quick Christmas related gifts if someone could volunteer. (OR if Ada's foot gets better she may be able to do her table runner or mitred napkins)

Our November 29 meeting will be focusing on the auction for the Quilt Show so instead of a speaker Lois will run the Auction!

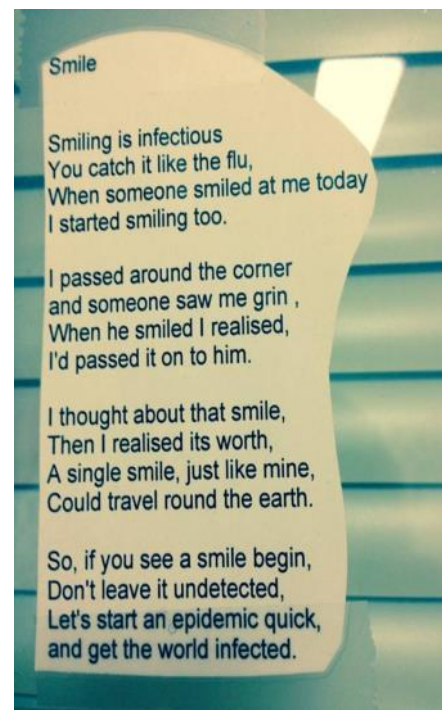
As always, if you have ideas for speakers, classes or mini workshops please let your program committee know via email or just stop by and talk to us.

Lastly, while many of you were at retreat, I was down in Port Gamble taking a class by Gloria Loughman. I was able to have a nice chat with her about her upcoming program with us in 20'16. What I can tell you at this time is that the classes that she will be offering will all be new courses that she has not offered in North America to date. So it will be exciting to work with her and plan an exciting program. I know that I am looking forward to it.

Program committee will be planning the program for 2016 soon and have many quilters in our files but if there is someone that you would really like us to bring in please let us know via email and we will try to make it happen. As we have said many times we need input in order to keep the programs and classes interesting.

Handy tip:

The little tool that looks like an old fashioned toilet bowl brush is actually a tool to clean the lint out of your sewing machine. It fits in all those small areas that you have trouble reaching. The best part is that the lint clings to it and does not just get moved to a new spot. It is made with a pipe cleaner and a coffee stirrer. Just bend the pipe cleaner and push down in the stirrer about half way. The other is a large tic-tac container for your pins. You can open the dispenser and shake out a few pins or open the top and take them out. If it falls over even with the dispenser open you will only spill a couple of pins not the whole thing. Travels nicely as well.



S.C.Q.G. RESOURCE DAY MINUTES: NOVEMBER 1, 2014

HANDS ACROSSTHE WATER REPORT

NOVEMBER 2014

The Hands Across the Water event was well attended. We had 67 visitors from off the Coast as well as a good number of our own members.

Merchants were Sherri from Carolas, Stephanie from Fibre Expressions, Uschi with her wool and felts, Barb Round from Vancouver Island who provided demos on Zentangles and Lorna Shapiro who was

also the guest speaker.

Rhonda Nichols prepared a wonderful lunch and we had an anniversary cake.

The apron challenge was a success and after the voting we had a parade with the people who made the aprons wearing them. There were two winners, one lady from the Island and our own Sharon Roye.

Enough blocks were made to have two sets, one went as a prize and the other set was given to the Comfort Society.

My thanks to Karen Biddlecombe who gave a short talk on the function of the Comfort Society.

I have received positive feedback on the day and everyone seemed to enjoy themselves. It was a good start to the Guilds 25th year anniversary.

I would like to thank all those who supported me in the organizing of the event as it couldn't have happened without their support. Carole Bowie, Eryl Shindel, Sheila MacDonald, Lee Ewing, Darlene Vignal, Louise Keats, Kathy Conroy and Bev Zaccharias.

Submitted by: HAW Chair—
Fay Bullock

2014 RETREAT REPORT

Everyone seemed to enjoy themselves.

The Murder Mystery was well played especially Bitsy Pieces.

The Friday evening talk was given by Helen Wainwright,

Saturday saw the Queen and her ladies in waiting attend and draw the winning tickets for door prizes.

She (The Queen) did an excellent job.

Thank you to the Door Prize Donors: N. Jefferson and Sons, Sharon Roye, Sandi LeHeup, Rob of Camp sunrise, Half moon Crazies and Hilary Henderson.

Thank you to those who donated items for the goody bags made by Sandi, Sue and Carol: Sharon Roye, Sandy LeHeup, Swish, Gibson's Pet Store, Fibre Expressions Carola's Quilt Shop and Sandi's chiropractor (Dr. Stacey Rosenberg)

A new Retreat Committee is required and Camp Sunrise is tentatively booked for October 22 to 25, 2015

Submitted: Helen Bailey

You know you are a Quilter if....

There's more fabric in the house than food

"Fat Quarters"
are not the heaviest part of your body

Your ironing board is always set up,
but you never iron clothes

You pet fabric

People are always picking threads off of you

You can measure a scant 1/4 by eye

"Featherweight" doesn't mean boxer

Your "UFOs" are not from outer space

You clean up your sewing room
and they think you are leaving

You have a "stash" and it isn't illegal.



S.C.Q.G. EXECUTIVE MINUTES: NOVEMBER 1, 2014

Call to Order

President Lee Ewing called the meeting to order at 12:45.

It was MOVED and SECONDED (Lois Anderson/Jeanette Lucas) that the minutes of the Executive meeting held May 31, 2014 be approved as circulated in the newsletter.

CARRIED

Facebook

It was noted that a link to the Guild Facebook page will be placed on the Home Page of the Website.

Membership Fees

The membership fees were clarified by explaining that members without email would not be charged to have the newsletter mailed whereas members with email would be charged an additional amount for mailing.

Budget for Quilt Show and Program

Lee will talk to Program regarding their budget as no one was in attendance at the meeting. It was decided that tables will not be purchased for the Quilt Show.

Merchandise

There was discussion in regard to the necessity of having an inventory of

merchandise as it is difficult to get volunteers to look after the inventory and bring it back and forth to meetings.

It was MOVED and SECONDED (Lois Anderson/Jeanette Lucas) that the pins and crests be kept and the rest of the merchandise be donated to the Quilt Show for door prizes.

CARRIED

It was MOVED and SECONDED (Carol Bowie/Judi Wilson) that any future merchandise purchases be on a strict cash and carry basis.

CARRIED

Comfort Society

There was a discussion regarding the issue of producing baby quilts for the hospital. It was decided that a vote by secret ballot will be taken at the next meeting.

CQA

It was noted that the Guild insurance is now through CQA as the premium is \$130.00 opposed to approximately \$1,500.00.

Jeanette Lucas is taking on the position of liaison with CQA.

It was MOVED and SECONDED (Jeanette Lucas/Sandy LeHeup) that the Guild's donation to CQA Juried Show be increased to \$200.00.

CARRIED

Satellite Groups

There was brief discussion regarding how to ensure the Group Reps attend the Executive meetings and get information to their Group.

Retreat

It was noted that there hasn't been anyone step forward to head the Retreat Committee. It was also noted that there had been low attendance at this years retreat.

Membership

There was discussion regarding how to encourage new members.

The meeting was adjourned at 2:15 pm.



Program Event Nov 1 and Calendar spoilers:

Nov 29, 2014:

November meeting will be:

Quilt Show Christmas Auction

This is our last chance for raising funds for the sewing machine that will be given to some lucky member at our 25th Anniversary Quilt Show. Lois Anderson is the Auctioneer.

Fat Quarter

Draw The November will be tertiary colored batiks. For those who want to check out their color wheel in preparation for the quilt show challenges or who just like to figure out colors.

January, 2015:

Valerie Wilson, Winnipeg, Manitoba
www.valeriewilsonartist.com

February, 2015:

Susan Purney Mark, Victoria, B.C.
www.susanpm.com

March, 2015:

Hilary Rice, Stirling, Ontario
www.mestudios.ca

May, 2015

Helen Fujiki, Toronto, Ontario
www.fujiwaquilting.com

September, 2015

Coreen Zerr, Nanaimo, B.C.
www.coreenzerr.com

October, 2015

T.B.A.

November, 2015:

Carol Seeley, Campbell River, B.C.
www.fibreartnetwork.com

Thank you,

Your Program Committee:

Anne Selder,
graniteridge@dccnet

Ada Yeo
mjyeo@aol.com

Carol Dunsford
cdunsford@hotmail.com



To all you quilters born in December — you know who you are— enjoy your day!

Mini Workshops: November 29, 2014

Mini Workshop fee is \$5, payable at the door. Mini workshops will start at 9:30.

Workshop #1: Christmas Table Runner and Mitred Napkins - Ada Yeo

Learn how to make a ten minute table runner and equally quick napkins. These are great to make for any season as well as just in time for Christmas giving.

Workshop #2: HIDDEN FACINGS WORKSHOP: with Joan Baker.

Some quilted wall hangings look better without a border or bindings. This method not only hides the facing but creates smooth, flat corners and a very neat back to your quilt.

Workshop #3: Folded Star Hot Pad with Lynda White

REMINDER: We need a volunteer to organize these fun and informative mini-workshops. The volunteer would be in charge of the mini-workshops but would always have the help of the other committee members.

Tip of the Day:

As a beginning hand-piecer, I was having trouble judging an accurate 1/4" seam allowance, and didn't want to mark stitching lines on every fabric shape. Now I place a piece of art tape along the edge of the piece and stitch along the tape.

Source: Fons & Porter



Quilt Canada 2014 – What A TRIP!!!

In March, I decided that it was time for me to attend a national quilting conference again. My last trip to one of these events was to St. Johns, NL in 2008...6 years ago already! Many members of our guild contributed inches to the 'Walk to Brock', and I wanted to see what it was all about. So, on June 9th, I boarded my flight to Toronto, then a shuttle bus to St. Catherines, the location of Brock University and Quilt Canada 2014. The first shock for me was the volume of traffic on the freeway heading to the Niagara Peninsula. Thank goodness I had not rented a car! The shuttle driver knew exactly where I needed to go, and took me there. The Student Residence block where I stayed was comfortable, and convenient for access to the classes I took, the shows on campus, and meals; just a short walk across the lovely treed campus.

I had chosen two classes, the first was a one day class with Jan Krentz, a wonderful teacher who is exceedingly skilled at 'diamond' patterns. The project we worked on was a Lone Star quilt. The highlight for me was learning Jan's techniques for precision. She took us to a whole new level and, no, my project is not yet finished.

The next day was my planned "free day" when I was able to visit all the quilt shows happening in conjunction with Quilt Canada. First stop, the National Juried Show.....WOW!

I am so inspired by how quilters create. This show was filled with marvellous pieces, small to large, filled with colour, design, and stunning stitching. There were a number of pieces from teachers and speakers that have visited SCQG, including Terry Aske, Hilary Rice, Carol Seely, Cynthia Frenette, Susan Purney Mark, and Judy Leslie. One of the judges was Judy Villett, who has visited us and judged one of our shows. The entire show can be viewed on the CQA website, take a look if you do not receive the magazine.

Next stop was the Invitational Show, a sampling of quilts from teachers, and others which was as wonderful as the NJS (in my opinion!) One piece which I was delighted to see was by Carol Seely, titled Yesterday, Today, and Tomorrow; which I had previously seen at the Gibsons Landing Fibre Arts Festival. Onward to the Fibre Arts Network show, another stunning collection of quilted art from western Canadians. Many of these pieces can be viewed on FAN's website. Finally, I visited the Merchant Mall, what more can I say!! There were also shows by local guilds and groups, however I did not visit either of them, I was in 'overload' mode!

My second class was with Cheryl Arkison from Calgary. She is a published author, modern quilter, mother of young children, excellent teacher, and lots of fun. The class was Improvisational Piecing. No pattern! How do you start? What do you do???? I took along two sets of fabric, just in case. The project I

worked on was for a challenge that I took on from Lorna Shapiro, when she visited SCQG in the spring. Cheryl was most helpful and supportive. Her handouts were exactly what I needed; she started with 'Finding Inspiration', moved on to 'Where do I start?', and then provided a selection of techniques including Chopsticks, Slabs, and Wonky Log Cabins. I spent a wonderful two days with Cheryl and other members of the class, and came home with most of the work done on my challenge quilt. This represents a huge step forward for me, the quilt is my own creation.

One of the most interesting aspects of attending a national gathering is meeting people from beyond my lovely part of our country. There were indeed quilters from across the country, and I enjoyed meeting many of them. As a member of my first quilt guild said to me, "When we are together here, we are all sisters".

Is anyone interested in going to Quilt Canada 2015 in Lethbridge? Maybe we could carpool, or what about a Bus Trip?

Report Submitted: Jeannette Lucas—Past President CQA rep.



Quarter Inch Blues:

Don't sing em', get your 1/4" groove on from the start for no heart-ache sewing. If you don't have a quarter inch foot, you can mark the base of your machine or stitch plate with painter's tape for guidance. Also, don't assume your 1/4" is set accurately on your machine, if you would like to test it you can measure after you run a strip with a ruler, or take 1/4" graph paper and set along the edge of your presser foot/markings and bring needle down and see if it hits the quarter inch line on graph paper.

What's the big deal with perfect quarter inch anyway? Well, if you are not consistent, by the time you get four or more blocks done, your whole quilt could be off by over an inch, and that is not going to work, lining up your seams. OK, you've done all this and you are going to practice, practice, practice : Now you are the "composer" of the perfect quarter inch. Don't sweat it, I'm still working on it.

(Quilting Notes By Beth Wagar (Beth's Custom Quilting))

SUNSHINE COAST COMFORT SOCIETY

2014-2015 – Comfort Society Committee: Jean Bowering, Liz Lacey, Sue Lowell, Carla Wilkinson, and Marian Williamson

Baby Quilts

The young parents of the Sunshine Coast have been very busy! St. Mary's Hospital has received 58 quilts from July to October. Thanks to many who brought an array of baby quilts to the Resource Day on November 1st.

The Comfort Society members hope to continue with this very worthwhile project but it is up to the Guild Members to decide.

Come prepared to cast your anonymous vote at the Resource Day on November 29th.

Question: Should the Guild/Comfort Society continue providing baby quilts to all new babies in 2015?

YES or NO

If voting yes, how many quilts would you hope to contribute in 2015?

If you will be missing the Nov. 29th Resource Day, please consider voting by email to marianwilliamson@hotmail.com using the title BABY QUILTS

(while emailing cannot be a confidential vote, the recipient will maintain your confidentiality). Please email vote by November 28, 2014.

Other Activities:

The Comfort Society provides others in need with quilts. Please contact a member of the Comfort Society if you

hear of a need.

We are now preparing for the **Quilt Raffle** with the big prize being drawn at the end of the Quilt Show on May 3rd 2015. Time to get ready.

If you have other suggestions for the Comfort Society, please contact one of the Comfort Society committee.

Thanks to all who brought fabric for the Comfort Society free table on Nov. 1st. The only rule for this table is what you take, is used for charity quilting.

“JOY THROUGH GIVING = CREATING MEMORIES FOR OTHERS TO ENJOY”

Greeting Cards and Calendars donations

I would like to extend a grateful thank you to all who have donated greeting cards and calendars. These items have been “repurposed” into books which have been sent to a Mission in Mexico where women and children are taught English. The books are given as a gift to the women and children as they attain different levels of proficiency in learning English.

Anne Marie has been putting these books together herself, and shipping them to Mexico, for many years. After Guild Saturdays, I would drop off the donations and she would always say she was just running out, and would be so grateful as she could continue making her books.

She has decided to close this chapter of her life and will not be taking any more cards and calendars. Anne Marie along with myself wish to thank you for your donations. Thank you, Joanne Segate

BLOCK WHEEL OF FORTUNE: (answers on page 19)

- | | |
|------------------------|-------------------------------|
| 1. l _ _ _ a _ i _ | 7. _ t t _ _ w _ n _ o _ |
| 2. _ e _ r _ _ w | 8. f e _ _ h _ _ e _ _ t _ r |
| 3. _ i n _ _ a t _ h | 9. r _ _ l _ _ _ c e |
| 4. s _ o _ m _ t _ e _ | 10. _ a _ a _ _ a |
| 5. _ _ i s _ c _ a _ n | 11. t u _ _ _ _ g t w _ _ _ _ |
| 6. m _ _ _ e l _ _ f | 12. _ a _ d _ _ a _ e |



Canadian Quilting CQA/ACC

Call for Entry •
2015 National
Juried Show



The Show takes place on June 4 – 6,
2015 at the University of Lethbridge,
Lethbridge, AB.

(<http://www.canadianquilter.com/events/quilt-canada-2015.php>).

Judi Wilson from our Guild will
receive your Inches. If you
could pre-measure your quilt be-
fore Guild meetings that would
be helpful. judimae@telus.net

FOR SALE

2009 PFAFF QUILT EXPRES-
SIONS 2.0 ELECTRONIC SEW-
ING MACHINE

IDT – INDEPENDENT DUAL
FEED

LARGE FREE ARM SEWING
SPACE TO ACCOMMODATE
QUILTS AND LARGE SEWING
PROJECTS

OVER 100 DECORATIVE
STITCHES INCLUDING UTILITY
STITCHES, BUTTON HOLES,
QUILT STITCHES AND MORE

LIKE NEW CONDITION

PRICE: \$549.00

CONTACT: Donna 604-885-3778

Coastal Smiles Dental Hygiene Services

Monica Maletz, BSc.
Registered Dental Hygienist

35 years
Experience No referral necessary.
Dental plans accepted.



604-885-7565

#102 - 5682 Wharf Road, Sechelt

Appointments available at McEwen Denture Clinic



Hamels FABRICS & QUILTING

Canada's Largest Online Quilt Shop

www.hamelsfabrics.com

- Fabrics
- Books
- Patterns
- Notions
- Quilting Kits
- Quilting Clubs
- Block of the Months

FREE
SHIPPING!

Canadian orders
of \$200!



Toll Free Order Line : 1-877-774-2635

Email: hamelsfabrics@shawcable.com

5843 Lickman Rd., Chilliwack, BC V2R 4B5

Fibre Expressions Quilt Shop



CHRISTMAS OPEN HOUSE & SEWING MARATHON

Saturday Nov. 29th 1pm-8pm &

Sunday Nov. 30th 10am-5pm

Come & finish sewing all those Christmas Gifts without
everyday interruptions! PLEASE CALL to save your spot.

Special sales & door prizes!

NEED A GIFT!!

How about the **DIVA WALLET**?

There are still 2 classes coming up!

Nov. 18th 10am-1pm or Nov. 20th 6pm-9pm

MORE CLASSES

Super Easy Mitered Placemats - Nov. 25th 6pm-9pm

Triangle Frenzy Runner - December 4th & 11th

10am-1pm or 6pm-9pm

New Table Runner every month until June!

See all our classes on our website

www.fibreexpressions.com

or come to the store for a list.

604-885-6677

CALENDER OF EVENTS:

Mar 14—15, 2014 Celebration of Quilts

Powell River, B.C.

Email: info@timberlanequiltersguild.ca

Website: www.timberlanequiltersguild.ca

April 17—18, 2015 Timeless Treasures—A decade of quilting—Westshore Quilters Guild

The Eagle Ridge Community Centre 1089 Langford Pkwy
Victoria, BC Hours: 10-6 details:

www.westshorequiltersguild.com

May 8—9, 2015 Quilted Creations X

Penticton Trace & Convention Center, Penticton BC

Admin: \$7.00 contact: 250-490-4096 Marilyn Govier

Email: quiltsbymarilyn@shaw.ca

Website: pentictonquiltersguild.com

June 1-6, 2015 CQA, - see website for full details

Lethbridge, Alberta

website: cqacanadianquilting.blogspot.ca/



Granville Island ~ a perfect
place to visit and be inspired

THE CLOTH SHOP

104~1551 Johnston Street Vancouver

604.224.1325 1.877.224.1325



#1-4047 Norwell Drive
Nanaimo, B.C. V9T 1Y6

"Like" us on facebook
Snip & Stitch Sewing Centre

Follow us on twitter
@snipandstitch

Join the conversation on our blog
www.snipandstitchblog.wordpress.com



Save 20% off
Your Next purchase
of any regular
priced pattern.
Nov. 28-Dec. 12, 2014



www.unwindknitandfibre.ca

210-1100 Sunshine Coast Hwy
Gibsons, BC



www.aureliawool.com

your local yarn specialists

**Come see us for
pattern enlargements
& reductions**



**OPEN
Mon-Fri
9:00 - 5:30**

Enjoy our same day service for
printing/copying, fax/scanning, laminating,
photo enlargements, art canvas
& so much more!

Visit us at:
#2 - 5647 Cowrie Street
in Sechelt
www.coastcopy.ca
info@coastcopy.ca



MISSION STATEMENT

The purpose of the Sunshine Coast Quilters' Guild is to promote the joy of quilting to the Sunshine Coast and to provide for the community's enjoyment through quilt shows, classes, demonstrations and displays.

To provide an "Umbrella Guild" for the various satellite quilting groups offering Resource Days which include workshops, demonstrations, education and speakers.

The Guild shall be a non-profit society.

The Guild's mission is to provide members with ongoing education, opportunities to share quilting experiences and knowledge, and an opportunity to provide community service. The smaller quilting groups on the Coast also provide a strong focus for the many quilters with regard to these goals. Maximizing connections between the Guild and the small groups helps share some of the energy and enthusiasm.

Our own Judi Wilson's quilt is included in this CQA event:

We are pleased to present a Gallery to showcase the quilts in our first-ever travelling quilt show called *Itâ€™s Time for Colour!* The quilts will crisscross Canada, travelling to most provinces and the Northwest Territories from January 2015 until May 2015. The quilts are being assembled in Victoria, BC for the cross-country tours. While waiting for all the quilts to arrive, a few pre-tour viewings have been arranged on Vancouver Island.

The travelling quilts were made and donated by CQA/ACC members who have won awards at the [National Juried Show](#) within the last three years. Without their generosity – and creativity - we would not be able to host this event.



In the Gallery you can view the travelling quilts, meet the quilters and see if a quilt is still for sale. You will also find information on how to purchase the quilts and greeting cards. Touring schedule will be available soon as more details become firm.

Proceeds from the sale of the quilts and greeting cards will be donated to [The Children's Wish Foundation of Canada](#) at [Quilt Canada 2015](#) in Lethbridge. We plan to grant the wishes for several children with life-threatening illnesses.



Sew Easy

Alton Toth
Jenny Margueratt

604-885-2725

Located in Trail Bay Mall
5755 Cowrie St
Sechelt BC

e: seweasy@dccnet.com

www.seweasy.ca

FIBRE WORKS STUDIO & GALLERY

fibeworksstudio12887@gmail.com

www.fibeworksgallery.com

604-883-2380 12887 Sunshine Coast Hwy (the yurts)

Maderia Park, BC

UNDER MY FEET

Group exhibition of fibre art

"Tread Softly" (detail) - Lois McArthur, Powell River



October 11 to November 23, 2014

Meet the artists at opening Reception: Sat, Oct11—2to4pm

"Made by Hand" a collection of work suitable for gift giving - to oneself or to others - opens November 25th and continues through to Jan 4th.

Gallery closes for the months of January through March so Yvonne can spend time in the studio.

FibreWorks Studio is open by appointment during this time.

2015 exhibition and workshop schedule will be posted on FibreWorks website as confirmed.

FibreWorks Studeo is open by appointment during this time.

Yvonne's studio is home to the Sunshine Coast Spinners & Weaver's Guild spin-ins on the last Thursday of every month, as well as to the Weaver's Circle led by Mary Bentley, Master Weaver and teacher



Quilt Show Update

I just have to share - **Anna Hergert** has been named **Teacher of the Year at CQA**. What an honor for her and we have her coming to our show! I am getting registrations for her classes. Be sure to **sign up** at our **November 29** meeting to assure your place.

*** Please remind your friends at all the Satellite groups if they want to be eligible for the Sewing machine draw - they **must be members** of the Guild no later than November 29, 2014.

**** See following pages for Quilt Show Details and Challenges. See SCQG website: www.scquiltersguild.com

= Your quilt show chairman Lois

Quilt Show Auction

November 29

Auction items will be on display at 9:30 am

Auction starts at 10 am.

Lots of gift items this year!

Plus a few surprises!

There will be some excellent buys!

(Bring lots of money!)

Sunshine Coast Quilt Show
Celebrating 25 Years of Quilting Arts
May 1st. - 3rd. 2015



Satellite Groups of the SCQG

Gone To Pieces
Cotton Club

$\frac{1}{2}$ Moon Crazies
Off The Wall
Loose Threads

Fat Quarters
Pender Harbour Piecemakers

As you know we are well under way with our plans for our next Quilt Show. Please share the enclosed information of the show with the members of your group.

A few items to high light that may be of special interest:

- Our **draw for a sewing machine** - only open to Guild members - read the rules!
- **2015 Quilt Show Challenge** - "Primary Colors and Beyond "
This will challenge your color knowledge - not a large project
- **2015 Banner Challenge** - "Coastal Impressions" width 25 inches but needs to be 6 to 8 feet long. These will be hung from the ceiling. Perhaps work in pairs?
- **10 categories** for the Judged show - 2 new - **Modern** and **Wearable Quilted Garment**
- **Two classes with Anna Hergert** - **Twisting Nature** and **Kantha** \$90 for Guild members and after January 25, 2015 open to the public at \$120 for non-members.
- **Anna's Lecture** - **Fanning the Fire of Creativity and Trunk Show** - This is preceded by a no- host dinner at the Sunshine Coast Golf Club. At present tickets are available only to Guild members but any unsold tickets will be available to the public after January 25, 2015.
- **We are bringing back** ribbons for the general show - public votes on small, medium and large categories.

We would like your help:

1. We are going to have **door prizes** for the public each day of the show. To help us do this we are asking each group for three (or more) prizes. These are to be suitable for anyone. Suggestions are: pot holders, pillow cases, table runners, aprons, small wall hangings, quilted bags.
2. Something new this quilt show will be our used books (Quilt related) and magazines that will be on sale at the boutique. So don't toss out those items. Save them for us - we will be accepting donations in January.
3. **Lastly** - Would your group consider sponsoring one of the Challenges or perhaps a judged category for \$25 or \$50? As of now I have no monies available for a \$\$ prize for the challenges (there will be ribbons) and would appreciate any help towards this and also our judges categories.

Complete information of the show is now up on the web site under upcoming events. www.scquiltersguild.com

Pre bookings are now being taken for the two classes and the dinner/lecture - call Lois.

Door Prize Co-ordinator: **Marg Kury**

604-885-5489
mail4margi@dccnet.com

Lois Anderson 604-886-9127
Quilt Show Chair
loisanderson@dccnet.com

Sunshine Quilt Show Celebrating 25 Years Of Quilting Arts— **1st: 2015 Quilt Show BANNER Challenge**

BANNER CHALLENGE

“Coastal Impressions”

In keeping with our quilt show theme – “Celebrating 25 years of Quilting Arts”, this challenge should be your personal reflection of coastal Impressions and how it inspires your quilting. This banner does not need to be abstract; anything goes just use your imagination.

Banner Challenge Rules

Top side Banner Width must be 25” (inches) in keeping with 25 years of quilting on the coast.

Length can be between 8-10’ (feet)

Banner must have one or more PRIMARY Colors incorporated.

50% or more must be three layers in keeping with the definition of a quilt. i.e. if you plan on using a sheer fabric then strips, appliqué or whatever other technique used needs to be three layers, three layers of anything used in the banner will be accepted. E.g. Three layers of sheer would be classified as quilted.

Banner must be Hangable from the 25” top.

Alternative to Banner:

We know that not everyone wants to create a banner, therefore, if you wish to create a table runner or bed protector or whatever. The choice is yours. The rules for the banner hold for these alternatives as well. Critical is that the width of 25” is mandatory and the lengths must still be between 8-10 feet.

You do not have to make the runner or protector double sided. However Backing used must be in keeping with the theme of your chosen work.

Get a partner or partners and create something wonderful to celebrate our 25th Anniversary, might be more fun that way.

2nd: 2015 Quilt Show Challenge: *“Primary Colours and Beyond”*

“Primary Colours and Beyond”

Keeping with our theme – “Celebrating 25 years of Quilting Arts”, this challenge should be your personal reflection of what your years of quilting means to you. We want you to think outside your box. Create something unique that reflects how special quilting is for you and what it means to you. Make something creative for our 25th anniversary of quilting on the Sunshine Coast.

Challenge RULES:

Measurement of **two sides has to equal 25 inches**. i.e. if length is 12” then width would have to be 13” or if length was 6” then the width would have to be 19”. Your piece does not have to be symmetrical,

square or rectangular. As long as half the measurement is 25”.

Must use **only one** of the primary colors. Primary colors are pure red, yellow and blue

Must use **two tertiary colors**. Check your color wheels or books on color to determine tertiary colors. A primary mixed with a secondary creates a tertiary colour. Example of tertiary colours: turquoise, blue-violet, red-violet, red-orange, yellow-orange and lime green. Please **do not use secondary colors** which are: Orange, Purple and Green.

You can use tints and shades of the tertiary colors you have chosen.

If using a background it must be neutral in colour such as: black, white, ecru, grey.

Quilts must have appropriate sleeves for hanging. If sleeves are not appropriate the quilt may not get hung.

That’s it for the rules; the rest is up to you. **Remember this is supposed to be a challenge but it should always be fun as well.** Let your creative juices flow and think outside your box. Nothing says that you have to do abstract, anything goes as long as you meet the rules. Make your challenge memorable for our 25th Anniversary.

The Challenge committee reserves the right to disqualify any quilts that do not meet all the rules.

2015 Quilt Show Challenge Committee:

Anne Selder

Rojean Trent

www.scquiltersguild.com

Membership Form for Sunshine Coast Quilters' Guild

Name _____ Phone # _____

Mailing address: _____

_____ Postal Code _____

Birth month: _____ E-mail address: _____

What Satellite Quilt Groups do you belong to? _____

* _____ Please check (at no cost) that you will be a member of the Sunshine Coast Quilters' Guild Comfort Society so that we, as a non-profit organization, can apply for and hold a raffle in accordance to B.C. law, when we wish to raise funds.

Membership Fees:

*Members with email \$40.00 _____

*Members without email sent by Canada Post \$50.00 _____

* Members with email wanting mail delivery \$60.00 _____

Please mail your completed form with cheque (payable to Sunshine Coast Quilters' Guild -SCQG) to Membership Committee Chair

Sandra LeHeup: 1522 Larchberry Way, Gibsons, B.C. V0N 1V5

OR:

Bring the completed form and Cheque or Cash to the November 1st 2014 Resource Day.

* Pick up your receipt and membership card at November 1st. Resource Day.

Canadian Quilting CQA—2015 PROJECT also posted on the

www.scquiltersguild.com AND <http://www.canadianquilter.com/events/quilt-canada-2015.php>

Tablet Bag for Banquet Guests at Quilt Canada 2015

This makes a lovely size shoulder bag and is the perfect project to perfect your machine quilting on !!! The bag fits a tablet (with case) and a few little bits. Please mail your bags to: Pjam Swen, #1507 22 Ave., Coaldale, AB T1M 1E4

Materials:

Main fabric (outside of bag): 20 x 13"

Contrast fabric (inside of bag and both sides of flap) : 30 x 15"

Batting (not too thick : 30 x 13"

Thread to match.

From contrast fabric cut: 1 pce. 2½ x 30"

1 pce. 20 x 13"

plus 2 template pieces (cut with
wrong sides together)


Template is at end of pattern.

Construction:

- Place template pieces one each to short end of main and contrast fabric right sides together. Sew with ¼" seam allowance. Press seams open. Don't worry if your "whoosh" goes the other way, it really doesn't matter.
- Layer batting with both pieces of fabric on top (fabrics right sides together), pin securely so it doesn't shift during sewing. Sew all the way around with ¼" seam, leaving an opening on a long seam (about 3" from a corner). Press seam allowance of opening over, so it'll be easy to sew. Trim batting along curved edge.



- Make little clips to the inside curve of the flap to close to the stitching. Trim seam allowance close to stitching at point of flap. Corner cut 90° angles.



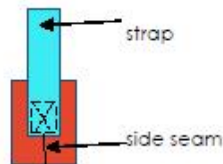
- Turn inside out, poke out corners and flap point, not too hard !
- Topstitch the opening you left for turning VERY close to the edge
- Press edges all the way around while "rolling out" the seam
- Topstitch the **curvy edge only** of the flap. About 1/4" from the edge.



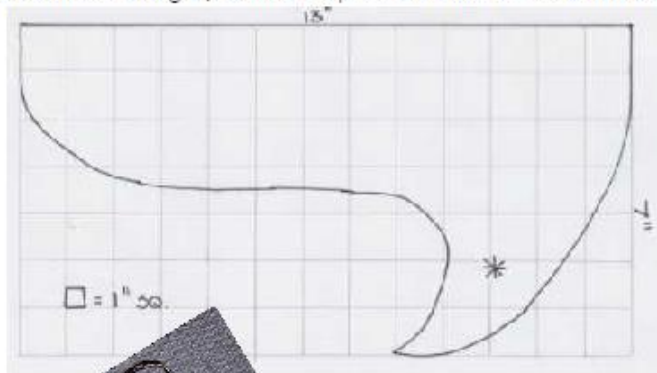
- Quilt the whole thing (including flap) fairly densely (to give extra body to the fabric)
- Fold together lengthwise, so that the short straight edge is 1/4" from the flap seam, main fabric sides together.
- Stitch the side seams with a 1/8 to 3/16" seam allowance, making sure to "back and forth" at the top and bottom of each side.
- Turn inside out, press seams, while pushing out the seams
- Fold flap over bag and press folded edge very thoroughly. **Optional:** if you wish to make a closure on your bag, sew button on bag and make button hole in flap (marked by *).

alternately you could sew a large snap to the inside of the flap and on bag, for invisible closure.

- Using the 2½ x 30" strip of contrast fabric, fold both long sides over, so that the strip is folded in thirds (the overlapping long side should not quite make it to the fold of the other side), press. Fold in half and press again. Top stitch twice close to edge or once with twin needles.
- Fold short end over ½" and topstitch very securely **on both side seams**, making sure not to twist.



I hope you enjoyed making this bag and that you will like it well enough to make it for yourself as well !!
Please note: the ratio length / width in the picture is a little off. It will turn out slightly wider looking.



Answers from
page9

- | | | |
|---------------|-------------------|--------------------|
| 1. log cabin | 4. storm at sea | 9. rail fence |
| 2. bear paw | 5. irish cream | 10. lasagna |
| 3. nine patch | 6. maple leaf | 11. turning twenty |
| | 7. attic window | 12. landscape |
| | 8. feathered star | |

SUNSHINE COAST QUILTERS' GUILD



P.O. Box 2083

www.scquiltersguild.com

Guild memberships are renewed each year starting in September, and are valid until the end of May.

Memberships cost \$40 if you choose to access the newsletter on our web site, \$50 if you do not have email access and \$60 if you prefer to have printed copies mailed to you. We welcome guests (there is a drop-in fee) and love to have new members join us.

HISTORY

In 1982 a group of women on the Sunshine Coast got together to share their love of quilting. Pat Crucil, an accomplished quilter and teacher, established this first quilt group on the Coast.

Today the Sunshine Coast Quilters' Guild is the "umbrella" organization for seven local community quilt groups from Pender Harbour to Gibsons, with a membership of 175. The guild promotes the joy of quilting on the Coast by providing enjoyment through quilt shows, classes, demonstrations and displays. We continue to meet eight days throughout our Guild year, from September to May at the Holy Family Parish Hall in West Sechelt (5700 Nickerson Road). Our meetings consist of Mini-Workshops, Business Meetings, Show and Tell, and a Program.

Periodic Table of Sewing Elements

H Houndstooth																	He Hem							
Li Lining	Be Beadwork																	B Bobbin	C Canvas	N Netting	O Overlock	F Felt	Ne Needle	
Na Narrow Hem	Mg Magnetic Closure																	Al Apparel	Si Size	P Pin	S Stripe	Cl Clip	Ar Armscye	
K Knit	Ca Calico	Sc Scallop	Ti Ticking	V Velvet	Cr Crease	Mn Muslin	Fe Iron	Co Cotton	Ni Notion	Cu Corduroy	Zn Zinc Eyelets	Ga Gather	Ge Grade	As Assembly	Se Selvage	Br Brocade	Kr Kraft Paper							
Rb Ribbon	Sr Seam Ripper	Y Yardage	Zr Zipper	Nb Neckband	Mo Moiree	Tu Tuck	Ru Running Stitch	Rh Ruching	Pd Pleated	Ag Align	Cd Cording	In Interfacing	Sn Shantung	Sb Shank Button	Te Tension	I Inseam	Xe Entredeux							
Cs Casing	Ba Basting	La Lace	Hf Half Square Triangle	Ta Tailored	W Woven	Re Raw Edge	Os Overcast Stitch	Ir Interlock	Pt Pattern	Au Applique	Hg Hang Dry	Tl Twill	Pb Peasant Blouse	Bi Bias	Po Polka Dot	At Alter	Rn Remnant							
Fr Fray	Ra Rayon	Ac Acrylic	Rf Ruffle	Db Double Breasted	Sg Serge	Bh Buttonhole	Hs Homespun	Mt Miter																

Experiment with Design

Experiment with Design
<http://scientificseamstress.com>



Ce Chenille	Pr Press	Nd Ninety Degree	Pm Peplum	Sm Smocking	Eu Euro Ruffle	Gd Godet	Tb Tunic Blouse	Dy Dye	Ho Hook	Er Embroider	Tm Trim	Yb Yoke Bodice	Lu Lettuce Edge
Th Thread	Pa Paisley	U Understitch	Np Nap	Pu Puffing	Am Attachment	Cm Chalk Marking	Bk Batik	Cf Cuff	Es Embellish	Fm Free Motion	Md Mend	No Notch	Lr Long Arm