

SUNSHINE COAST QUILTERS GUILD



Next MEETING Feb 21st, 2015: Holy Parish Hall, 5700 Nickerson Drive, West Sechelt

Feb 21st, 2015

Special Points of Interest

Next meeting: February 21, 2015

Doors open: 8:45 am

**Mini workshops
commence: 9:30am**

Fees are waived as these mini workshops are 'Quilt Show' related

D Sleeve construction—
Carol Bowie

**Quilt show registration
tips—**Anne Selder

Business Meeting:
11:00 am

Show & Tell
Coffee/Snack Break,
Program:
"Trunk Show" - Kristin Miller

Executive meeting follows 15 minutes after the program ends and all members are welcome to attend.

Inside this issue:

Board & Group contact	2
Meeting minutes	3
Executive Minutes	5
Program	6
Comfort Society	7
Calendar of Events	9
Bus Trip	10
Quilt Show & Challenges	11
CQA 2015 Project	14

PRESIDENT'S REPORT

Ah, February - the month of love and chocolate. I hope you get lots of both.

On a different note, I want to talk about commitment, i.e. following up when we have given verbal approval to an event. In the past month we have had two instances where committees have spent a lot of time and effort planning a program and a bus trip and finding that they have to beg, cajole and threaten to try to get enough participants to make the event viable. We have already had to cancel next year's retreat

because we cannot get volunteers. This will only get worse as it is hard to ask someone to do a job when they know they will be frustrated and unappreciated.

So please in the future, before putting your hand up, think about the commitment you are making and if for some reason you

are unable to follow through, advise the organizing committee as soon as possible. Read the article at the end of this newsletter (page 17) - it's very on point.
Lee Ewing



Hostess Schedule

February 21st, 2015: Gone to Pieces
March 28th, 2015: Pender Harbor Piecemakers
April 25th, 2015: ½ Moon Crazies
May 30th, 2015: Fat Quarters
September 26th, 2015: Cotton Club
October 31st, 2015: Off The Wall
November 28th, 2015: Gone to Pieces
January 30th, 2016: Pender Harbor Piecemakers
February 27th, 2016: 1/2 Moon Crazies

Next NEWSLETTER Deadline:

March 9, 2015

Things to Remember for meeting:

Coffee/tea cup –
*** Name Tag

Donation to hostess group for snack

Fat Quarter Draw:
Black & White

**This Month's Hostess
Group:** Gone to Pieces

Sunshine Coast Quilters' Guild 2014-2015 Board Membership

<i>Position</i>	<i>Name</i>	<i>Position</i>	<i>Name</i>
President	Lee Ewing	Merchandise	See Membership
Vice President	Judi Wilson	Bus Trip Chairman	Gail Reichert
Past President - Sunshine	Jeannette Lucas	Block of the Month	Debbie Scott
Secretary	Sheila MacDonald		
Treasurer	Priscilla Hendriks	Comfort Quilts	Sue Lowell, Marian Williamson, Jean Bowering, Liz Lacey, Carla Wilkinson
Membership	Sandra Leheup, Dale Spence Kathleen Bezaire	Publicity	To Be Filled
Program Committee / Mini Workshops	Ada Yeo Anne Selder Carol Dunsford	Library	Maria Lodzinski Liz Lacey & Christine Richardson
Website Administrator	Sheila MacDonald	Retreat Committee	
Newsletter Editor Assistant	Karen Biddlecombe Val Marus	Facebook Moderator	Shelly Cowan

Satellite Group Rep contact information:

Pender Harbour Piecemakers:

Lee Ewing 604-883-2620

lewing@dccnet.com

½ **Moon Crazy's:** Carol Bowie

604 885-4127

quiltscrapqueen@dccnet.com

Fat Quarters:

Nancy Climie

604 885-6745 nclimie@telus.net

Loose Threads:

Sonja Randall 604 885-7722

sonja_r@eastlink.ca

Gone To Pieces:

Beverly Butchart 604-886-8449

abutchart@telus.net

Off the Wall: TBD

Cotton Club: Beverly Butchart

604-886-8449

babutchart@telus.net

Advertising Rates (per issue* (PI) for period Sept - May, excluding Dec):

Classified.....	\$10.00 *PI
Bus card size.....	\$10.00 *PI
¼ Page for	\$14.00 *PI
8 issues.....	\$90.00
½ Page	\$21.00 *PI
8 issues.....	\$125.00
Full Page	\$42.00 *PI
8 issues.....	\$200.00
One time email to all members,	\$35.00

Please contact :
Val Marus:
valmarus1@gmail.com

Next Newsletter Deadline

March 9, 2015

for Meeting:
March 28th, 2015

EuroTech
Sewing Machine Repair

ALL DOMESTIC SEWING MACHINES & SERGERS
FORMER ALBEE'S SEWING CENTRE TECHNICIAN

Factory trained by

PFAFF BERNINA ELNA
HUSQVARNA JANOME

Wei Hin Ng
Service Technician
t: 604.568.1238
w: www.eurotechsewrepair.ca



Serving the Vancouver area since 1989

S.C.Q.G. RESOURCE DAY MINUTES: JANUARY 31st, 2015
Call to Order

President Lee Ewing called the meeting to order at 10:58 am. Lee introduced new members and visitors. Lee reminded the Members that the next Resource Day would be February 21, 2015 due to the Church having a function in the hall on the 28th.

It was MOVED and SECONDED that the minutes of the meeting held November 29, 2014 be approved as circulated in the Newsletter.

CARRIED

Off The Wall Group was thanked for hosting the meeting.

Secretary's Report:

Sheila MacDonald reported that the Guild was now insured under the CQA blanket insurance program and that this insurance would be increased to cover the assets of the Guild for the amount of \$10,000.00. The total amount for insurance under CQA would be approximately \$210.00 in contrast with the previous carrier whose premium was \$1,600.00.

Sheila also reported that the Bank account had been moved to the Sunshine Coast Credit Union because the charges from the previous bank were too high and the Credit Union had granted the Guild a charge free account.

Treasurer's Report The available balance was reported.

Old Business:

Lee reminded the Membership that there would be no Retreat as no one had stepped forward to head the committee. She reported that the Guild is not the only group having trouble filling

classes and other functions due to lack of participation, she suggested that there be a questionnaire at the next meeting to try and determine why participation is so poor. She also suggested that members think about having smaller more focused retreats.

Committee Reports:

Comfort Society: Attached.

Block of the Month

Debbie Scott announced the winner of the Block of the Month who was Fran Neville.

Membership:

Sandra LeHeup announced that there was 82 in attendance. The Door Prize winners were: Pauline Weber, Jean Minch, Eileen Evans, Lissi Hemstalk and Karen Dekker.

Program: Report Attached

Winner of the Fat Quarter Draw was Mae Barton.

Newsletter: Karen Biddlecombe announced the deadline for the next Newsletter is February 3, 2015. Karen reported that the Guild is now registered with 3 World Wide Web Sites.

Karen then announced the answers to the acronyms from the newsletter.

Quilt Show:

Lois Anderson reported that plans are going ahead smoothly. She reported that The Committee had applied and received a \$500.00 Grant from the SCCU and that would entitle them to top billing as a sponsor of the Quilt Show. Lois reminded members to bring donations for the three baskets that are being assembled for door prizes, the themes for the baskets are Batik Fat Quarters, Kitchen and Spa. Lois announced that sign up sheets would be at the next meeting. It was also noted that the deadline for

entries will be March 28, in order to provide time to assemble the show booklet.

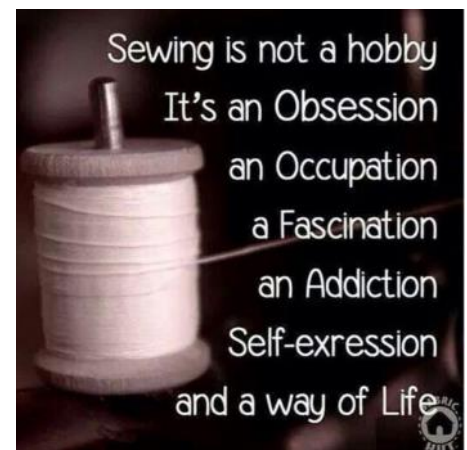
Bus Trips:

Gail Reichert reported that more members were required to sign up for the trip to CQA in Lethbridge if the trip was going to go ahead. She announced that the cost was \$970.00 which would cover transportation, food and lodging. She reported that she required a \$50.00 non-refundable deposit asap.

Gail reported that a bus to Powell river Quilt Show in March would be too expensive but she would set up a list of drivers for members to car pool to Powell River.

Show and Tell: Quilts are posted on the Website.

The meeting adjourned at 12:45 pm.



RESOURCE DAY JANUARY 31st REPORTS:

COMFORT SOCIETY REPORT

Jean Bowering, Liz Lacey, Sue Lowell, Carla Wilkinson, Marian Williamson

CHARITY QUILTS:

31 baby quilts taken to **St. Mary's Hospital** in Nov, Dec. & Jan. (one special Christmas one)
Had a run on **baby boys** leading to a call in January for more quilts.
The staff at St. Mary's Maternity is absolutely **delighted about the 2015 extension of baby quilts**.
Took **4 more single bed sized quilts plus the two Christmas cushions to Sumac Place** in December. They now have a few in reserve for new residents.
Attended a Christmas luncheon at Sumac Place. Residents remembered their quilts fondly.
Observed progress made. Woman who was definite about the quilt she wanted had made great strides, being the greeter, joined a community knitting group at the local library etc.
23 baby quilts, 4 others received today plus 21 window coverings for Cedar Grove School.

RECOGNITION/DONATIONS:

Recognize a donation of fabric from the **estate of Avril Taylor** who passed away in 2014.
"On behalf for Avril Taylor and remembering her many hours spent with the ladies of the Quilters Guild, we would like to donate her cotton quilting material to your collection for handiwork for your charities. She would be pleased to know that this is where her fabrics have found a home."

The Cotton Club to use some of this fabric – making baby quilts in February

OFF THE WALL group has made **screen out curtains** for Cedar Grove School door windows to be used to pull in case of **school lockdown**.
Members donated fabrics and time to make them. Organized by Marilyn Gesbrecht of Off the Wall.
Thanks to the **Half Moonbay Crazies**

we have more batting. They donated a 2nd roll of batting for charity quilts.
Thanks to a member for taking two fully finished tops to quilt today.

QUILT SHOW RAFFLE TICKETS:

Comfort Society role is to run the raffle for the quilt show. Raffle license has been obtained, tickets printed.
Thank you to everyone involved in the making of the beautiful quilt.
\$2.00 per ticket in books of 10
Total of 2500 tickets (250 books)
Draw to be at 2:00 p.m. on Sunday May 3rd – last day of the quilt show.
Thanks to the **satellite groups** for taking tickets to sell.
Please see the Comfort Society table today to take tickets to sell
Plan to sell tickets at **Trail Bay Mall & Sunnycrest Mall**. Will have dates/times etc. at the Feb. Resource Day. Hoping people will sign up for a couple of hours at the mall.
Will be moving the quilt from quilt shop to quilt shop etc. for raffle sales
Any ideas for other places for raffle sales, please speak to anyone from the Comfort Society.

Program Committee Report Jan 2015

Thank you Joan Harvey and Rojean Trent for their Mini Workshops this morning.
Fat Quarter Draw for White on White
There is still some spots left for Valerie Wilson's class tomorrow. If interested see us at the program table. For those who have signed up but not paid yet please do so today so that we don't have to delay the class tomorrow.
Change of schedule for February.
Because of the date change from Feb 28 to Feb 21 we have had to change our speaker from Susan Purney Mark to Kristin Miller. We will try to get Susan at a later date. Kristin Miller will be making a presentation about her quilting journey. Then on Sunday Feb 22 she will be teaching a class called: "Going Wild with decide as-you-sew Quilting". We have the sign-up

sheet at the program table. Class is \$45 for SCQG members and \$60 per non member if we don't get enough signed up from the guild.

Mini Workshops for Feb will be: Carol Bowie showing you how to make proper D sleeve and how and where to attach them to your quilt. I (Anne Selder) will be explaining what needs to be filled out on the quilt show registration forms and why we ask you for the info requested.

We you program committee have created a list of prospective speakers for next year. Please come by our table and give use your yeas or nays to our suggestions.

We have the sign up sheets for Hilary Rice's class "Imagine & Create – Heavenly Body Snatcher" and Helen Fujiki's class "Fuji Wa Design Class". Hilary's class is in March and Helen's class is in May. Please come by our table and read what they are about and hopefully sign up for one or both. Both these classes are 2 day classes.

We want to thank the ladies that have given us their feedback. All feedback is helpful.

Fat Quarter draw for February will be "Black and White". Sorry for the mix up this month.

Just a reminder, our speaker today will be Valerie Wilson from Winnipeg. We hope you can stay and give her a warm Sunshine Coast Welcome.

Lastly but never least. We are still looking for one more volunteer for the Program Committee. Ada and I have been on the committee for 2 years and would love to have some new blood with new ideas to make mini workshops and presentations more informative and interesting for our members. So please if you can please join our group we only get together once a month to plan programs.

S.C.Q.G. RESOURCE DAY EXECUTIVE MINUTES: JANUARY 31, 2015
Present:

Lee Ewing, Judi Wilson, Sheila MacDonald, Priscilla Hendriks, Gail Reichert, Karen Biddlecombe, Carol Bowie, Marian Williamson, Debbie Scott, Sandra LeHeup, Kathleen Bezaire.

Call to Order

President Lee Ewing called the meeting to order at 1:00 pm.

It was MOVED and SECONDED that the minutes of the Executive meeting held January 31, 2015 be approved as circulated in the newsletter.

CARRIED

Grant Applications

Lee asked that someone volunteer to go to a seminar with her about applying for grants, Priscilla said she would go with Lee.

It was MOVED and SECONDED that the Guild pay the \$20.00 fee for the seminar.

CARRIED

Retreats

Lee reported that several members had thought that smaller more focused retreats were the way to go.

Lee asked that the survey from the Article "Death of A Teaching Industry" be distributed in the Newsletter and discussed at the next meeting.

Membership

There was a discussion regarding the decrease in Membership. Lee reported that she had compared the membership list from 2 years ago with present membership and found that there were 52 people who no longer were members and that there was 17 new members signed up. This is a negative of 34 members. There was a discussion

regarding what publicity could be undertaken to promote membership.

Block of the Month

There was a discussion regarding the disparity in the Block of the Month construction. Several Members have reported that the construction of blocks is often haphazard and that some blocks had to be completely redone or even thrown out as there was such great difference in the sizes. It was felt that there should be more instruction and education provided by Guild members on how to make the blocks. This would include cutting accurately, sewing the quarter inch and things causing discrepancies such as thread used.

Resource Days

A Member had inquired about the discrepancy in the rotation of the Hosting Groups and it was noted there was a problem starting in the Fall which will be corrected.

Welcome Wagon

It was suggested that a bookmark to be included in the Welcome Wagon Package.

Carol Bowie volunteered to update the 2 sided brochure.

Bus Trips

There was discussion re lack of participation in the CQA bus trip. It was decided that a message will be sent to remind members to sign up on or before February 20th in order to have the trip go ahead. After that date the trip will be cancelled and the penalties paid for cancellation.

Quilt Show

Lois reported on the signage and mail outs (posters and bookmarks) that were being ordered for distribution.

The meeting adjourned at 3:00 pm.

**Murphy's Laws for Quilters
by Judy Grow**

On any given day the number of employees in a quilt shop is inversely proportional to the number of customers needing quick attention.

Every quilt will take twice as long as you expect and be ½ as beautiful (we are never satisfied).

There are only 2 kinds of masking tape: that which won't stay on and that which won't come off.

In cutting an intricate multi-piece block, your ruler will slip on the last side of the last patch.

When there is no time to do something right, there will always be time to do it over.

The value of any piece of fabric is directly proportional to the speed and ease with which you will ruin it.

In any mail-order shipment the item you need the most will be back-ordered.

The pattern in a special fabric will never repeat when or where you want it to.

Accidental destruction of a fabric will only occur to an expensive imported cotton, never to muslin bought at 50% off.

Fabric dyes will never run until the quilt has been completed.

A block with flawlessly straight sides, precision corners and perfect color placement will always be the wrong size.

Program Events—February 21st, 2015

Program:

Because of the date change of Resource Day from February 28 to February 21, our scheduled speaker and workshop with Susan Purney Mark had to be cancelled. She is not available on February 21st and we are working to bring her to the Coast at a future date.

Our February program will now be a trunk show presented by Kristin Miller of Gabriola Island. She will also have copies of her book "The Careless Quilter: Decide as You Sew Quiltmaking" for sale at Resource Day.

Workshop:

On Sunday, February 22nd, Kristin is teaching a class at Fibre Expressions - "Going Wild with Decide-as-you Sew Quilting".

Play with colour, texture, shape, and unusual fabrics. No measuring, no pre-planning, no copying, no patterns to follow. Forget about perfectionism, coordinating colors, corners that meet, ten stitches to the inch! Break away from conventional quilt making, while learning to use mistakes imaginatively and to trust your own design instincts. Go Wild!

There are still spaces available in this workshop. The cost is \$45. Please contact Ada Yeo or Anne Selder to sign up. We would like to fill this class.

Fat Quarter Draw:

The February Fat Quarter draw will be for Black and White fabric.

Mini Workshops:

Mini workshops from now through April will all be quilt show related. There is no charge for any of these workshops. Workshops start at 9:30.

February Mini Workshops

Carol Bowie will show how to make a proper D sleeve and how and where to attach it to your quilt.

Anne Selder will be explaining what needs to be filled out on the quilt show registration forms and why the quilt show committee needs the information requested.

REMINDER: We still need a volunteer to organize these fun and informative mini-workshops. The volunteer would be in charge of the mini-workshops but would always have the help of the other committee members. Mini workshops are in place through April. Regular mini workshops will start up again in May 2015.

The following renowned quilters have

agreed to come and give a presentation on future Resource Days as well as teach several classes. Please visit each quilter's website to view examples of their work as well as more details on the classes they will be teaching.

February, 2015:
Kristin Miller, Gabriola Island, B.C. A one day workshop on Feb. 22.
www.kristinmillerquilts.com

March, 2015:
Hilary Rice, Stirling, Ontario A two day workshop Imagine and Create on March 29 and 30.

www.mestudios.ca

May, 2015
Helen Fujiki, Toronto, Ontario. A two day workshop "Fuji Was" Design class on May 31 and June 1
www.fujiwaquilting.com

Thank you, Your Program Committee:
Anne Selder,
graniteridge@dccnet
Ada Yeo
mjyeo@aol.com
Carol Dunsford
cdunsford@hotmail.com

QUILT LABELS: How and What to Stitch: Basic information: (Author unknown Source: Internet)

At the very least these four items should be on all quilt labels:

The full name of the quilt maker, including maiden name (if appropriate/applicable). Name of the quilt pattern. City and Country where it was created and the year it was made. Some quilters even include a strip of the selvage to frame their quilt label and identify the fabric used. Other additions could include the name of the person who quilted the item and even the story behind the piece. Why was that pattern chosen? How long did it take to finish? Was it made to commemorate a special occasion? Had the quilt been started by a mother or grandmother and finished by a later generation?

Hand-written labels: Items written by hand add a personal touch, and quilt labels are no different. They do however, need some special consideration. Use archival, acid-free ink. Iron a piece of freezer paper on the back to stabilize the label fabric and make it easier to write upon. Heat set the print according to the manufacturer's directions.

Embroidered labels: Hand embroider or machine embroider the information on the label. Design the label on your computer and print it on inkjet fabric. Some designers even print directly on the fabric, using freezer paper pressed to the back of the fabric to make it still enough to run through the printer.

Secure it to the quilt: Sew the label onto the backing before quilting or place it in a corner where binding will encase two sides. That way, it will not get separated from the quilt over time.

SUNSHINE COAST COMFORT SOCIETY

2014-2015 – Comfort Society

Committee: Jean Bowering, Liz Lacey, Sue Lowell, Carla Wilkinson, and Marian Williamson

Thanks to all who delivered **quilts** to the January 31, 2015 Resource Day..... 23 beautiful baby quilts and four others.

Thanks to Dot McPherson & Karen Biddlecombe for putting together/ quilting the two HAW spool quilts. We delivered 15 baby quilts to St. Mary's Hospital in January after they had a run of 4 baby boys.



Nurse Adrienne receives baby quilts at St. Mary's Hospital in January 2015.

Thanks to the “½ Moon Crazies” satellite group for the donation of a new roll of quilt batting. The Comfort Society would have been without batting without this donation! Thanks to “Off the Wall” satellite group for sharing their collaborative effort with Cedar Grove School. They made 21 beautiful quilted screen-out curtains for classrooms. They are very functional works of art. Well done! A donation of cotton fabrics was gratefully received from the estate of the late Avril Taylor who passed away in 2014. *“On behalf of Avril Taylor and remembering her many hours spent with the ladies of the Quilter's Guild, we would like to donate her cotton quilting materials to your collection for handiwork for your charities. She would be pleased to know that this is where her fabrics have found a home.”* The “Cotton Club” satellite group plans to make baby quilts at their February work day! The Comfort Society is in charge of the

Quilt Show **Quilt Raffle.**

Tickets are in books of 10 @ \$2.00 per ticket. A total of 2500 tickets are available.

Thanks to all individuals and the satellite group reps for taking tickets at the January 31st Resource Day to sell. At the February 21, 2015 Resource Day, we will be asking for a couple of hours of member's time to help sell raffle tickets at key community locations like the malls. One lucky winner is going to receive a beautifully crafted 95” x 95” black & white with red accents quilt on May 3, 2015. Thanks to all who had a hand in making this beautiful quilt.

Please let us know if you hear of any other needs in the community. Looking forward to another successful year!

**“JOY THROUGH GIVING =
CREATING MEMORIES FOR
OTHERS TO ENJOY”**



Are you having a birthday in February? Let's eat cake!



Coastal Smiles

Dental Hygiene Services

Monica Maletz, BSc.
Registered Dental Hygienist

35 years Experience

No referral necessary.
Dental plans accepted.

604-885-7565

#102 - 5682 Wharf Road, Sechelt

Appointments available at McEwen Denture Clinic

New Cotton + Steel!



THE CLOTH SHOP

Granville Island

104~1551 Johnston Street Vancouver
604.224.1325 1.877.224.1325



Sew Easy

Alton Toth
Jenny Margueratt

604-885-2725

Located in Trail Bay Mall
5755 Cowrie St
Sechelt BC

e: seweasy@dccnet.com

www.seweasy.ca



Hamels FABRICS & QUILTING

Canada's Largest Online Quilt Shop

www.hamelsfabrics.com

- Fabrics
- Books
- Patterns
- Notions
- Quilting Kits
- Quilting Clubs
- Block of the Months

**FREE
SHIPPING!**

Canadian orders
of \$200!



Toll Free Order Line : **1-877-774-2635**

Email: **hamelsfabrics@shawcable.com**

5843 Lickman Rd., Chilliwack, BC V2R 4B5

Fibre Expressions Quilt Shop

CLASSES

Come to the store & see all the samples for
upcoming classes in February & March!

or check them out on our website

www.fibreexpressions.com

Fan Placemats – Feb. 7th or March 16th & 19th

Diva Wallet – Thur. Feb. 12th

Tablerunner of the Month – Thur. Feb. 5th & 19th

Also March 5th & 12th

Fusible Applique – Mon. Feb. 16th & 23rd or 26th

Houndstooth Lap Quilt – Tues. March 10th & 17th

Chevron Fun – Sat. March 7th

Paper Piecing – Mon. March 23rd & 30th

604-885-6677

CALENDER OF EVENTS:

Jan 15—Mar 9, 2015 Cabins to Quilts

Memorial Library, 1950 Marine Drive, West Van
Created by members of the Lions Gate Quilters Guild,
Contact: jjardine@westvanlibrary.ca or 604-925-7446

Mar 14—15, 2015 Celebration of Quilts

Powell River, B.C.

Email: info@timberlanequiltersguild.ca

Website: www.timberlanequiltersguild.ca

April 17—18, 2015 Timeless Treasures—A decade of quilting—Westshore Quilters Guild

The Eagle Ridge Community Centre 1089 Langford Pkwy
Victoria, BC Hours: 10-5 details:
www.westshorequiltersguild.com

May 8—9, 2015 Quilted Creations X

Penticton Trace & Convention Center, Penticton BC
Admin: \$7.00 contact: 250-490-4096 Marilyn Govier

Email: quiltsbymarilyn@shaw.ca

Website: pentictonquiltersguild.com

June 1-6, 2015 CQA, - see website for full details

Lethbridge, Alberta

website: cqacanadianquilting.blogspot.ca/

Sept 26, 2015 Hands Across the Water (HAW) -

Quadra Quilters on Quadra Island will be hosting.
Sept 25/15 workshops.

Heather van der Est 6250-285-3509

Email: eather@gicable.com

NEW INFO: SCQG is now registered on these 3 websites.

Check them out!

Quilt Guilds and Quilt Shows worldwide website:

<http://www.quiltguilds.com/>

<http://quiltinggallery.com/>

<http://www.quiltinghub.com/>

THE BRAIN

Before QUILTING



AFTER





Snip & Stitch
SEWING CENTRE
NANAIMO
#1-4047 Norwell Drive
Nanaimo, B.C. V9T 1Y6

"Like" us on facebook
Snip & Stitch Sewing Centre

Follow us on twitter
@snipandstitch

Join the conversation on our blog
www.snipandstitchblog.wordpress.com



Save 20% off
Your Next purchase
of any regular
priced Spring Collection.
March 13 - 27, 2015



Unwind
knit & fibre lounge

www.unwindknitandfibre.ca

210-1100 Sunshine Coast Hwy
Gibsons, BC



AURELIA
WOOL

www.aureliawool.com

your local yarn specialists

**Come see us for
pattern enlargements
& reductions**



OPEN
Mon-Fri
9:00 - 5:30

Enjoy our same day service for
printing/copying, fax/scanning, laminating,
photo enlargements, art canvas
& so much more!

Visit us at:
**#2 - 5647 Cowrie Street
in Sechelt**

www.coastcopy.ca
info@coastcopy.ca



S.C.Q.G. BUS TRIP INFORMATION:

In response to a question I posed (Gail—bus trip coordinator) at the November guild meeting about attending Quilt Canada in Lethbridge, AB in June, five people put their hand up to indicate that they were interested in going. As trip coordinator I thought that was a positive response - 1/3 of the bus would be filled- and so I proceeded to book accommodations, meal plans, transportation, etc. for it. On Saturday at the guild meeting, I was only able to sign up 1 person. Only 1 of the 5 that put their hands up has followed through on their show of interest. And I have only 3 people (other than myself) who have committed by registering and putting down a \$50 deposit.

I need **11 MORE** people to sign up by FEB. 20th or the trip will be cancelled. U of L; the venue where we will be staying and eating most of our meals at, has a strict cancellation policy that is very much in effect. If I cancel the trip then because of lack of interest (i.e. people not signing up and sending me a \$50 deposit the guild will lose a significant amount of money (25% of the expected revenue they would generate if we had fulfilled our contract with them).

Having said that: **FEB. 20** is the **DAY BEFORE THE NEXT GUILD MEETING.** On Feb. 21, the next guild meeting, I will announce whether the trip is a go or not. If the trip is cancelled there will be **NO MORE TRIPS PLANNED AS WE WILL HAVE USED UP ANY RESERVE THAT THE GUILD HAS HELD FOR TRIPS.**



June 2 – 8, 2015

Join us as we travel to Canada's premier quilt show in Lethbridge, Alberta.

We will start our trip bright and early, on Malsapina Coach Lines- leaving on an early ferry (June 2) and returning on a late ferry June 8th. Proposed stops and sights:

Linda's Quilt Shop, West Kelowna. Shop hop and sight seeing in and around Lethbridge.

Accommodations: Days Inn & Suites, Revelstoke *Double occupancy*, 4 Bedroom Suite, University of Lethbridge- Each woman will have their own bedroom in Lethbridge.

Price: \$970M / \$995NM To get these prices though 15 women need to commit to the trip.

Includes: All Accommodation, Transportation, all breakfasts, 2 dinners, Weeks Ringle lecture.

Additional Costs: Workshops, tours, admission, closing, banquet, Insurance: Highly recommended that you have medical insurance and possibly Trip cancellation/interruption insurance.

Payment Policy: \$50 non-refundable deposit at time of signing up. I must have 11 more signed up and their \$50 deposit by **FEB.20 or it will be cancelled** at the Feb. 21 guild meeting.

Remainder of fee due at the March guild meeting.

Fibre Works STUDIO & GALLERY

fibreworksstudio12887@gmail.com

www.fibreworksgallery.com

604-883-2380 12887 Sunshine Coast Hwy (the yurts)

FibreWorks Gallery will be closed

January 05, 2015 thru to

April 03, 2015.

FibreWorks Studio will be open by appointment
during that time.

Watch our website as we finalize arrangements
for 2015 workshops and exhibitions.

Best wishes for a colour-filled 2015!

Yvonne

12887 Sunshine Coast Highway

Box 311

Madeira Park, BC

VON 2H0

www.fibreworksgallery.com

604-883-2380

Quilt Show Notes

Things to remember for next meeting:

1. A donation of one or more Batik fat quarter's for the raffle basket
2. Quilting books and magazines you no longer want (only in good repair)
3. Any quilted items suitable for door prizes.

Classes: I feel very fortunate we have **Anna Hergert** coming. To have someone with her talents is very special. She was named **Teacher of the year** by CQA. Don't miss out on a chance to take a class with her. We still have lots of room in both of Anna's Classes, **Twisting Nature and Kantha**. **Register** next Guild day or call, mail or stop by (free coffee) my home. (While I will be away a bit I am on email and will respond to any query or registrations—Thank you)

Dinner: **Friday, May 1 at 6 pm Cost \$25.00**

After our dinner we will be having the exciting draw for our members. There will be more than one prize!! After this Anna will give her lecture! Besides, after working all day at the show, who wants to go home and cook dinner! Treat yourself!

Quilt Registration: Don't forget to register your Quilts over **the next two guild meetings**. Yes! It is that close! Keep in mind that you still have another month to finish your quilts but we do need the registration forms in so we can organize the Booklet and plan the lay out of the show. Thanks - Lois Anderson 604-886-9127

Sunshine Coast Quilt Show
Celebrating 25 Years of Quilting Arts
May 1st. - 3rd. 2015



Satellite Groups of the SCQG

Gone To Pieces
Cotton Club

$\frac{1}{2}$ Moon Crazies
Off The Wall
Loose Threads

Fat Quarters
Pender Harbour Piecemakers

As you know we are well under way with our plans for our next Quilt Show. Please share the enclosed information of the show with the members of your group.

A few items to high light that may be of special interest:

- Our **draw for a sewing machine** - only open to Guild members - read the rules!
- **2015 Quilt Show Challenge** - "Primary Colors and Beyond"
This will challenge your color knowledge - not a large project
- **2015 Banner Challenge** - "Coastal Impressions" width 25 inches but needs to be 6 to 8 feet long. These will be hung from the ceiling. Perhaps work in pairs?
- **10 categories** for the Judged show - 2 new - **Modern** and **Wearable Quilted Garment**
- **Two classes with Anna Hergert** - **Twisting Nature** and **Kantha** \$90 for Guild members and after January 25, 2015 open to the public at \$120 for non-members.
- **Anna's Lecture** - **Fanning the Fire of Creativity and Trunk Show** - This is preceded by a no- host dinner at the Sunshine Coast Golf Club. At present tickets are available only to Guild members but any unsold tickets will be available to the public after January 25, 2015.
- **We are bringing back** ribbons for the general show - public votes on small, medium and large categories.

We would like your help:

1. We are going to have **door prizes** for the public each day of the show. To help us do this we are asking each group for three (or more) prizes. These are to be suitable for anyone. Suggestions are: pot holders, pillow cases, table runners, aprons, small wall hangings, quilted bags.
2. Something new this quilt show will be our used books (Quilt related) and magazines that will be on sale at the boutique. So don't toss out those items. Save them for us - we will be accepting donations in January.
3. **Lastly** - Would your group consider sponsoring one of the Challenges or perhaps a judged category for \$25 or \$50? As of now I have no monies available for a \$\$ prize for the challenges (there will be ribbons) and would appreciate any help towards this and also our judges categories.

Complete information of the show is now up on the web site under upcoming events. www.scquiltersguild.com

Pre bookings are now being taken for the two classes and the dinner/lecture - call Lois.

Door Prize Co-ordinator: **Marg Kury**

604-885-5489

mail4margi@dccnet.com

Lois Anderson 604-886-9127

Quilt Show Chair

loisanderson@dccnet.com

Sunshine Quilt Show Celebrating 25 Years Of Quilting Arts— **1st: 2015 Quilt Show BANNER Challenge**

BANNER CHALLENGE

“Coastal Impressions”

In keeping with our quilt show theme – “Celebrating 25 years of Quilting Arts”, this challenge should be your personal reflection of coastal Impressions and how it inspires your quilting. This banner does not need to be abstract; anything goes just use your imagination.

Banner Challenge Rules

Top side Banner Width must be 25” (inches) in keeping with 25 years of quilting on the coast.

Length can be between 8-10’ (feet)

Banner must have one or more PRIMARY Colors incorporated.

50% or more must be three layers in keeping with the definition of a quilt. i.e. if you plan on using a sheer fabric then strips, appliqué or whatever other technique used needs to be three layers, three layers of anything used in the banner will be accepted. E.g. Three layers of sheer would be classified as quilted.

Banner must be Hangable from the 25” top.

Alternative to Banner:

We know that not everyone wants to create a banner, therefore, if you wish to create a table runner or bed protector or whatever. The choice is yours. The rules for the banner hold for these alternatives as well. Critical is that the width of 25” is mandatory and the lengths must still be between 8-10 feet.

You do not have to make the runner or protector double sided. However Backing used must be in keeping with the theme of your chosen work.

Get a partner or partners and create something wonderful to celebrate our 25th Anniversary, might be more fun that way.

2nd: 2015 Quilt Show Challenge: *“Primary Colours and Beyond”*

“Primary Colours and Beyond”

Keeping with our theme – “Celebrating 25 years of Quilting Arts”, this challenge should be your personal reflection of what your years of quilting means to you. We want you to think outside your box. Create something unique that reflects how special quilting is for you and what it means to you. Make something creative for our 25th anniversary of quilting on the Sunshine Coast.

Challenge RULES:

Measurement of **two sides has to equal 25 inches**. i.e. if length is 12” then width would have to be 13” or if length was 6” then the width would have to be 19”. Your piece does not have to be symmetrical,

square or rectangular. As long as half the measurement is 25”.

Must use **only one** of the primary colors. Primary colors are pure red, yellow and blue.

Must use **two tertiary colors**. Check your color wheels or books on color to determine tertiary colors. A primary mixed with a secondary creates a tertiary colour. Example of tertiary colours: turquoise, blue-violet, red-violet, red-orange, yellow-orange and lime green. Please **do not use secondary colors** which are: Orange, Purple and Green.

You can use tints and shades of the tertiary colors you have chosen.

If using a background it must be neutral in colour such as: black, white, ecru, grey.

Quilts must have appropriate sleeves for hanging. If sleeves are not appropriate the quilt may not get hung.

That’s it for the rules; the rest is up to you. **Remember this is supposed to be a challenge but it should always be fun as well.** Let your creative juices flow and think outside your box. Nothing says that you have to do abstract, anything goes as long as you meet the rules. Make your challenge memorable for our 25th Anniversary.

The Challenge committee reserves the right to disqualify any quilts that do not meet all the rules.

2015 Quilt Show Challenge Committee:

Anne Selder

Rojean Trent

www.scquiltersguild.com

Canadian Quilting CQA—2015 PROJECT

also posted on the

www.scquiltersguild.com AND <http://www.canadianquilter.com/events/quilt-canada-2015.php>

Tablet Bag for Banquet Guests at Quilt Canada 2015

This makes a lovely size shoulder bag and is the perfect project to perfect your machine quilting on !!! The bag fits a tablet (with case) and a few little bits. Please mail your bags to: Pjam Swen, #1507 22 Ave., Coaldale, AB T1M 1E4

Materials:

Main fabric (outside of bag): 20 x 13"

Contrast fabric (inside of bag and both sides of flap) : 30 x 15"

Batting (not too thick : 30 x 13"

Thread to match.

From contrast fabric cut: 1 pce. 2½ x 30"

1 pce. 20 x 13"

plus 2 template pieces (cut with wrong sides together)

Template is at end of pattern.

Construction:


- Place template pieces one each to short end of main and contrast fabric right sides together. Sew with ¼" seam allowance. Press seams open. Don't worry if your "whoosh" goes the other way, it really doesn't matter.
- Layer batting with both pieces of fabric on top (fabrics right sides together). pin securely so it doesn't shift during sewing. Sew all the way around with ¼" seam, leaving an opening on a long seam (about 3" from a corner). Press seam allowance of opening over, so it'll be easy to sew. Trim batting along curved edge.



FOUR PATCH CHAIN:

What a lovely "Block of the Month" the January, 2015 block is — clean lines and lovely colors to pop this design. The tip on squaring up the small squares was quite helpful i.e. "square from the center out." Can't wait to see what this quilt looks like when its finished. Good luck to all those who will have their names in for the draw of this lovely quilt.

- Make little clips to the inside curve of the flap to close to the stitching. Trim seam allowance close to stitching at point of flap. Corner cut 90° angles.



- Turn inside out, poke out corners and flap point, not too hard !
- Topstitch the opening you left for turning VERY close to the edge
- Press edges all the way around while "rolling out" the seam
- Topstitch the **curvy edge only** of the flap. About ¼" from the edge.

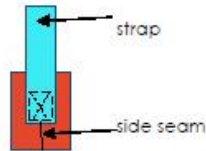


- Quilt the whole thing (including flap) fairly densely (to give extra body to the fabric)
- Fold together lengthwise, so that the short straight edge is ¼" from the flap seam, main fabric sides together.
- Stitch the side seams with a 1/8 to 3/16" seam allowance, making sure to "back and forth" at the top and bottom of each side.
- Turn inside out, press seams, while pushing out the seams
- Fold flap over bag and press folded edge very thoroughly. **Optional:** if you wish to make a closure on your bag, sew button on bag and make button hole in flap (marked by *).

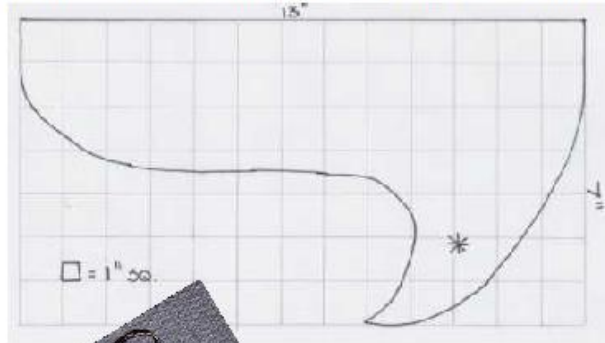


alternately you could sew a large snap to the inside of the flap and on bag, for invisible closure.

- Using the 2½ x 30" strip of contrast fabric, fold both long sides over, so that the strip is folded in thirds (the overlapping long side should not quite make it to the fold of the other side), press. Fold in half and press again. Topstitch twice close to edge or once with twin needles.
- Fold short end over ½" and topstitch very securely **on both side seams**, making sure not to twist.



I hope you enjoyed making this bag and that you will like it well enough to make it for yourself as well !!
Please note: the ratio length / width in the picture is a little off. It will turn out slightly wider looking |



TWO SIDES TO EVERY STORY: Author unknown, source internet)

During a trip to the city awhile ago, my husband made the following comment while carrying my purchases to the car from the fabric store...

"I don't get it ..you buy fabric in big pieces, cut it up into little pieces, and sew it back together into big pieces..."

Later that day as I'm helping him carry his purchases to the car from the lumber store I say...

"I don't get it ..you buy wood in big pieces, cut it up into little pieces and put it back together into big pieces ..."

He's never made another comment about fabric I buy since :)

I have been thinking about writing this post for a while but I was worried I would sound whiny. However, the questions need to be asked. Please know that I really want to know what you think.

I am a teacher and an artist. I am equal parts teacher and artist. I love both aspects of my career but my teacher keeps feeling like a failure. I am not whining about a lack of students. I am already moving in new directions because of this sad trend. I do however, want to understand how you think.

Being a teacher in the mixed-media art/craft industry is not a piece of cake. Developing classes, experimenting with materials, writing articles and tutorials is exciting work for me and incredibly time consuming not to mention expensive. I often work for months to research, design and craft what I think is a great class. I unveil the class, put it up at a store or a retreat and while many say...oh that is so cool. Very few students sign up.

When enough people don't sign up for a class it has to be cancelled. The people who did sign up are disappointed but two people can't support the effort of the teacher and a class with only two students lacks the

dynamic energy that makes classes so much fun and deepen the learning experience. The store loses out as well. Those of you who have lost all of your local quilt shops or art stores know that lack of class attendance was part of their death knell.

When classes at retreats are cancelled it can really wreak havoc with the event schedule and for students who have made travel arrangements which can't be refunded. A teacher at a retreat also has expenses and if she doesn't have enough students to cover her expenses and provide some income she simply can't travel to teach. At some events in the last year students have waited until the last minute to sign up for workshops and then get upset when they find the workshop was cancelled due to low enrollment. We feel like we can't win.

We teachers, store owners and event organizers talk about the 'why' all the time: not enough advertising? bad economy? boring classes? too much free stuff on YouTube? Do the classes look too hard? Do the classes look too easy?

The other thought we teachers discuss is how do we create an income if students aren't taking classes? Many are looking at leaving the industry. The number of retreat swelled in numbers for a while which hurt attendance but now there are fewer retreats and still fewer

students. These retreats can't stay in business if they don't have students.

What are we doing wrong?

Maybe we aren't doing anything wrong. Maybe you simply don't want classes anymore. Maybe you simply don't make the time for fun anymore? Maybe you are satisfied with what is available for free on-line. Maybe you are bored with me/us?

So, I am asking you.

Why do you take classes?

Why don't you take classes?

Why don't you attend retreats?

Why do you attend retreats?

Do you get enough information on-line?

Do you prefer on-line classes to real life classes?

Do you think classes are too expensive?

Editor Notes: the Executive Committee will be posing the above questions to Guild members at our next meeting, please take some time to think on these questions so that your voice can be heard. Please feel free to jot down these questions (and any others you have) and hand in your responses at the next resource day—Feb 21/15 to our President Lee Ewing.

If you prefer confidentiality please do not put your name on your submission—we wish to hear from you all. Additionally, an email can be sent to Lee at: lewing@dccnet.com

SUNSHINE COAST QUILTERS' GUILD

P.O. Box 2083
Sechelt, B.C.
V0N 3A0



www.scquiltersguild.com

Guild memberships are renewed each year starting in September, and are valid until the end of May.

Memberships cost \$40 if you choose to access the newsletter on our web site.

Additional charges imposed if you prefer to have printed copies mailed to you. We welcome guests (there is a drop-in fee) and love to have new members join us.

Fabric Alert - Chemical Warning

by Kathy Smith Harris
1997

A recent study indicated that fabric actually hypnotize women and able amounts. When stored in large Pheromones (in the fabric) causes ing syndrome (similar to the one winter i.e. storing food). Therefore having a population loss due to their mixed with others. Sound tests have emit a very high pitched sound, heard only by a select few, a breed of women know as "quilters". When played backwards on an LP, the sounds are heard as chants, "buy me, cut me and sew me". In order to overcome the so called "feeding frenzy effect" that these fabrics cause, one must wear a face mask when entering a storage facility and use ear plugs to avoid being pulled into their grip. One must laugh, however, at the sight of customers in a quilt fabric store, with WWII army gas masks and headphones! Studies have also indicated that aliens have inhabited the earth, helping to spread the effects that these fabrics have on the human population. The are called QUILT FABRIC STORE CLERKS. It's also been experienced that these same Pheromones cause a pathological need to hide these fabric purchases when taken home (or at least blend them into the existing stash), and when asked by significant other if the fabric is new, the reply is "I've had it for awhile."

<http://www.stitchinheaven.com>

HISTORY

In 1982 a group of women on the Sunshine Coast got together to share their love of quilting. Pat Crucil, an accomplished quilter and teacher, established this first quilt group on the Coast. **Today** the Sunshine Coast Quilters' Guild is the "umbrella" organization for seven local community quilt groups from Pender Harbour to Gibsons, with a membership of 175. The guild promotes the joy of quilting on the Coast by providing enjoyment through quilt shows, classes, demonstrations and displays. We continue to meet eight days throughout our Guild year, from September to May at the Holy Family Parish Hall in West Sechelt (5700 Nickerson Road). Our meetings consist of Mini-Workshops, Business Meetings, Show and Tell, and a Program.



gives off certain Pheromones that cause them to purchase unreasonable quantities in enclosed spaces, the memory loss and induces the nest-squirrels have before the onset of perpetuating their species and not kind being cut into pieces and also revealed that these fabrics



Bobbin storage tip: