

# SUNSHINE COAST QUILTERS GUILD



Next MEETING Apr 30th, 2016: Holy Parish Hall, 5700 Nickerson Drive, West Sechelt

April, 2016

## Special Points of Interest

Next meeting:  
April 30th, 2016

### NOTE CHANGES:

Doors open: 8:30 am  
**No Mini workshops for April/May meetings**

**Business Meeting:**  
11:00 am  
**Show & Tell**  
Coffee/Snack Break,

**Program:**  
Iron Quilter Challenge—  
Open Ceremonies @ 8:50  
Sewing Start 09:00.

**Executive meeting** follows  
15 minutes after the program  
ends and all members are  
welcome to attend.

### **Inside this issue:**

|                       |    |
|-----------------------|----|
| Board & Group contact | 2  |
| Meeting minutes       | 3  |
| Executive Minutes     | 4  |
| Program               | 5  |
| Comfort Society News  | 7  |
| Calendar of Events    | 8  |
| Bus trips             | 9  |
| Quilting tips         | 10 |

## **PRESIDENT'S REPORT**

What a beautiful month, flowers and trees are all in blossom. So glad I live here, I call it Palm Spring North".

By now you will have received a copy of the revised Bylaws (part 2) for the SCQG. Please take the time to read them and bring along any questions you have to the April 30th meeting. We will be voting on the changes at our May meeting.

Also, check all the info. provided by Karen in the Newsletter, She just does a fabulous job.

Lets give thanks to the Program committee for our fun day last meeting, I lost

everything playing strip poker! Now they have us doing an Iron Quilter's challenge, an all day affair. If you are not participating, bring your lunch, hand stitching and cheer on your favourite team (I am on the Orange Team).

Thanks for all of your

Hugs Judi



### Hostess Schedule\*

April 30<sup>th</sup>, 2016: Cotton Club  
May 28<sup>th</sup>, 2016: Off the Wall  
September 24<sup>th</sup>, 2016: Gone to Pieces  
October 29<sup>th</sup>, 2016: Pender Harbor Piecemakers  
November 26<sup>th</sup>, 2016: 1/2 Moon Crazies  
January 28<sup>th</sup>, 2017: Fat Quarters  
February 25<sup>th</sup>, 2017: Cotton Club  
March 25<sup>th</sup>, 2017: Off the Wall  
April 29<sup>th</sup>, 2017: Gone to Pieces

\*When Satellite group is hosting; all members of the group are welcome to stay and enjoy and participate in the days activities.

### Next NEWSLETTER

Deadline:

May 5th, 2016

### Things to Remember for meeting:

\*\*Coffee/tea cup –

\*\*\* Name Tag

\*\*Donation to hostess group for snack

**Fat Quarter Draw:**  
Water blue batiks

**This Month's Hostess Group:** Cotton Club

# Sunshine Coast Quilters' Guild 2014-2015 Board Membership

| <i>Position</i>                    | <i>Name</i>   | <i>Position</i>    | <i>Name</i>  |
|------------------------------------|---|--------------------|--|
| President                          | Judi Wilson   | Merchandise        | See Membership   |
| Vice President                     | Lynda White   | Bus Trip Chair     | Gail Reichert  |
| Past President - Sunshine          | Lee Ewing   | Block of the Month | Debbie Scott, Shirley McCaughtrie, Anne Willis               |
| Secretary                          | Sheila MacDonald  | Quilt Show Chair   | <b>NEEDS TO BE FILLED</b>                                    |
| Treasurer                          | Helene Johnston   | Comfort Quilts     | Bernice Johnson, Jean Bowering, Sue Lowell                   |
| Membership                         | Pauline Weber<br>Linda Gant<br>Gail Junnila   | Publicity          | Liz Lacey  |
| Program Committee / Mini Workshops | Ada Yeo, Anne Selder<br>Rojean Trent, & Gail Reichert, Betti McGillivray, Jill Bellissimo | Library            | Maria Lodzinski, Liz Lacey, Sandra LeHeup & Kathleen Bezaire |
| Website Administrator              | Sheila MacDonald  | Retreat Committee  | <b>NEEDS TO BE FILLED</b>                                    |
| Newsletter Editor Assistant        | Karen Biddlecombe<br>Val Marus  | Facebook Moderator | Shelly Cowan   |

## Satellite Group Rep contact information:

### Pender Harbour Piecemakers:

Meet at Madeira Park  
Lee Ewing 604-883-2620  
[lewing@dccnet.com](mailto:lewing@dccnet.com)

**½ Moon Crazies:** Meets at Greencourt, Sechelt.  
Second Sunday 9—5  
Carol Bowie 604 885-4127  
[quiltscrapqueen@dccnet.com](mailto:quiltscrapqueen@dccnet.com)

**Off the Wall:** TBD

**Loose Threads:** Meets at a members home in Sechelt area—taking turns to host. Second Thursday  
Sonja Randall 604 885-7722  
[sonja\\_r@eastlink.ca](mailto:sonja_r@eastlink.ca)

### Fat Quarters:

Meet at Fibre Expressions  
Third Sundays 11 - 3  
Nancy Climie 604-885-6745  
[nclimie@telus.net](mailto:nclimie@telus.net)

### Gone To Pieces:

Meets at Frank West Hall Gibsons.  
Second Sat of the month  
Marg Kurys 604-885-5489  
[mail4margi@dccnet.com](mailto:mail4margi@dccnet.com)

### Cotton Club:

Meets at Frank West Hall Gibsons  
3rd Sat of the month  
Linda Gant 604-886-7639  
[lgant@telus.net](mailto:lgant@telus.net)

## Advertising Rates (per issue\* (PI) for period Sept - May, excluding Dec):

Classified.....\$10.00 \*PI  
Bus card size..... \$10.00 \*PI  
¼ Page for .....\$14.00 \*PI  
8 issues.....\$90.00  
½ Page .....\$21.00 \*PI  
8 issues.....\$125.00  
Full Page .....\$42.00 \*PI  
8 issues.....\$200.00  
One time email to all members,  
.....Quilting related \$15.00  
.....Commercial \$35.00

Please contact :  
Val Marus:  
[valmarus1@gmail.com](mailto:valmarus1@gmail.com)

**Next Newsletter Deadline**  
May 5th, 2016

for Meeting:  
May 28th, 2016



**EuroTech**  
Sewing Machine Repair

ALL DOMESTIC SEWING MACHINES & SERGERS  
FORMER ALBEE'S SEWING CENTRE TECHNICIAN

Factory trained by  
**PFAFF BERNINA ELNA  
HUSQVARNA JANOME**

**Wei Hin Ng**  
Service Technician  
t: 604.568.1238  
w: [www.eurotechsewrepair.ca](http://www.eurotechsewrepair.ca)



\*Serving the Vancouver area since 1989\*

**S.C.Q.G. RESOURCE DAY MINUTES: March 26th, 2016****Call to Order**

President Judi Wilson called the meeting to order at 11:00 am.

Judi thanked Fat Quarters for hosting.

It was MOVED and SECONDED that the minutes of the meeting held February 27, 2016 be approved as circulated in the Newsletter.

CARRIED

**Correspondence:**

A letter from CQA was read advising that Members could vote on the Youth Challenge on the CQA website.

There were also letters from Shuswap Guild about their Quilt Show on June 3<sup>rd</sup> and 4<sup>th</sup> and Quilt Week at Sorrento April 22<sup>nd</sup> to 28<sup>th</sup>, 2016.

**Treasurer's Report:**

Available balance was advised.

**Old Business:**

There has been a complete review of Bylaws and Policies. Members will get a copy of the revisions prior to the next meeting for their review and discussion at the April meeting in preparation for a vote at the May meeting.  
Judi advised that a

Secretary is needed for the upcoming year, and that most of the other positions have been filled.

**Committee Reports:****Newsletter:**

Karen reported that the deadline is April 7, 2016.

**Membership:**

Linda Gant reported that there are 64 Members and 2 visitors in attendance.

Door Prizes were won by: Marion Williamson, Martha Tatman and Sheila MacDonald.

**Comfort Society:**

Sue Lowell advised that 27 baby quilt had come in this meeting.

She reported that a quilt had been donated to the Rotary Auction and one given to Rose Swartz.

Sue asked that members pick up kits to be sewn into a 49 patch prior to being made into charity quilts..

**Block of the Month**

Debbie Scott announced that the block winner was Karen Biddlecombe.

**Program Report:**

Anne Selder won the Fat Quarter draw. Next month Fat Quarters will be Bali/Batik Water Blues.

Anne Selder thanked Jean Minch for presenting the Mini

Workshop on Ice Dying and Gail Reichert for the Mini Workshop on Facing a quilt.

The Easter Bonnets were judged by the members and the winner was Helen Desjarlais.

Today's program was Members taking part in a number of games such as Strip Poker, and Snip, Rip and Drop. Carol Bowie also lead a group discussion on favourite tools.

**Bus Trips:**

Gail Reichert reported that the Shop Hop to the Lower Mainland is set for May 3. Everyone is to meet at the Seniors Centre at 7:00am in order to catch the 8:20 am ferry returning on the 7:30pm ferry.

**Show and Tell:** There was a large display of quilts.

The meeting adjourned at 11:50 pm.

## S.C.Q.G. EXECUTIVE MINUTES: March 26th, 2016

**Present:** Judi Wilson, Lee Ewing, Sheila MacDonald, Ada Yeo, Sue Lowell, Gail Reichert, Gail Junilla, Marg Kurys, Carol Bowie, Karen Biddlecombe, Helene Johnston, Nancy Climie

### Call to Order

President Judi Wilson called the meeting to order at 1:00. It was **MOVED** and **SECONDED** that the minutes of the Executive meeting held February 27, 2016 be approved as circulated in the newsletter.  
**CARRIED**

### Policy Review

Carol Bowie, Sue Lowell and Lee Ewing have done a complete review of Bylaws and

Policies with the aim to consolidate and simplify the documents.

It was **MOVED** and **SECONDED** that the revised copy of the Bylaws be approved and sent out to Members for review and preparation for discussion at the April meeting and a vote at the May meeting.  
**CARRIED**

Many thanks to Carol Bowie, Sue Lowell and Lee Ewing for taking on this task.

Additional thanks were sent to the Program Committee for recent programs which are receiving great reviews.

### Satellite Groups:

Nancy reported that Fat Quarters have made dog beds for the SPCA and Fidget Quilts for Shorncliffe.

The meeting adjourned at 1:35 pm.

## SPECIAL ATTENTION REQUIRED:




### HELP WANTED

**SECRETARY** – needs to be organized and computer literate.

Duties include (but not limited to) taking minutes at the general and executive meetings, sending out emails to membership, sending and receiving Guild correspondence and coordination with the web designer. Remuneration – **PRICELESS!** With the thanks of a very grateful membership.

Contact: Lee Ewing 604-883-2620

[lewing@dccnet.com](mailto:lewing@dccnet.com)



## *Program Events—April, 2016*

### **PROGRAMS**

From the various comments we've heard, I think everyone enjoyed our Easter Fun on March Resource Day. Helen Desjarlais won the Easter bonnet competition and went home with a bundle of 10 fat quarters.

In April, we will have the Iron Quilter Challenge. There are 5 teams of 5 members each. For the most finished quilt, the prize will be a \$15 gift certificate from Fibre Expressions for each team member. For Viewer's Choice, the prize is a goody bag of neat little tools from Carola's. And for the most unique team identifier, the prize is a Bali fat quarter from Carola's for each team member. This is an all day event, so come and cheer on your favourite team.

We have a Play Day planned for May. We still need to confirm all of the presenters so there will be more details later this month. What we plan to do is have tables with lots of

different, fun techniques being demonstrated. These events will take place after the business meeting.

### **Workshops**

There are no workshops planned for April or May.

### **Classes Pending**

**A FEW SPOTS AVAILABLE:** for two of Gloria Loughman's classes in September 2016. Now that we are getting closer to the date, a few people have had to drop out. Both Confident Colour and Fabulous Facades have one spot available. Shades of the Forest is still sold out and has a waiting list of five. Please contact Ada Yeo ([mjyeo@aol.com](mailto:mjyeo@aol.com) or 604-886-7868) if you want to take either of these two classes.

Final payment for those who signed up for any of the classes is due at May Resource Day.

### **Mini Workshops**

There will be no mini workshops in April or May.

### **Fat Quarter Draw**

The April Fat Quarter draw will be for Water blue batiks - any blue that reminds you of water.

### **Program Committee:**

Ada Yeo [mjyeo@aol.com](mailto:mjyeo@aol.com)

Anne Selder [graniteridge@dccnet](mailto:graniteridge@dccnet)

Rojean Trent [ktrent@telus.net](mailto:ktrent@telus.net)

Gail Reichart  
[knottyquiltergirl@gmail.com](mailto:knottyquiltergirl@gmail.com)

Jill Bellisomo [5bells@telus.net](mailto:5bells@telus.net)

Betti McGilvery  
[betty\\_mcg@hotmail.com](mailto:betty_mcg@hotmail.com)

## **IRON QUILTER**

### **CHALLENGE—APRIL 2016**

All of our 5 teams are busy getting together their supplies, sharpening their rotary cutters and threading their needles for the inaugural SCQG IRON QUILTER CHALLENGE at this upcoming resource day.

We would like all of our guild members to come out to cheer on their favorite team. There will be no formal program this month, so bring some hand work to do while you visit with friends and throw out the occasional cheer or word of encouragement for your favorite team. We are also asking guild members to bring a piece of fabric from their stash (optional) that the teams might use in their challenge quilt. Place it on the stash tables on the stage and please remember to take it home if it is not used. Teams will be making a quilt that will combine one of the following colors red, yellow, blue, green or orange with a neutral.

Teams will begin setting up at around 8:30 am. , opening ceremonies are at 8:50 and the sewing begins at 9. There will be a regular business meeting and show and tell.

Make sure that you stick around to the end so that you can vote for the quilt that you like the best. Awards are being given for first to finish, viewer's choice and best dressed team. We hope that everyone will enjoy this fun event.



Visit us and be inspired!



## THE CLOTH SHOP

Granville Island

104~1551 Johnston Street Vancouver

604.224.1325 1.877.224.1325

See us on Instagram & Facebook!

# Unwind

knit & fibre



**A carefully curated selection of beautiful, sustainable yarns and fibres.**



Located in the Heart of Roberts Creek

**604-886-1418**

kim@unwindknitandfibre.ca

unwindknitandfibre.ca

SHOP ONLINE

CONNECT WITH US



# Hamels

## FABRICS & QUILTING

Canada's Largest Online Quilt Shop

**www.hamelsfabrics.com**

- Fabrics
- Books
- Patterns
- Notions
- Quilting Kits
- Quilting Clubs
- Block of the Months

**FREE  
SHIPPING!**

Canadian orders  
of \$200!



Toll Free Order Line : **1-877-774-2635**

Email: **hamelsfabrics@shawcable.com**

5843 Lickman Rd., Chilliwack, BC V2R 4B5



## Sew Easy

Alton Toth  
Jenny Margueratt

**604-885-2725**

Located in Trail Bay Mall  
5755 Cowrie St  
Sechelt BC

e: [seweasy@dccnet.com](mailto:seweasy@dccnet.com)

**www.seweasy.ca**

### TIP:

Just a little idea picked up from the internet—what to do with extra binding, left over from some projects. They took toilet paper rolls, wrapped the extra binding around the rolls, stuck a straight pin through the end and can now see what was left over!!! And you don't have to iron it again!!!



## Comfort Society News

Thank you again for all the wonderful donations, the fabric and quilts keep coming in. We continue to receive positive feedback from all recipients. At the March Resource day we were blessed with a thank you - in person - with a visit from mom Victoria with baby Athena. I think Athena really enjoyed all the bright colours on the walls. Recent donation activity includes dropping off five quilts for Yew Transition House, twenty baby quilts to Sechelt Hospital, a quilt to community member Rose Schwartz, a quilt to a mom&baby who missed one from the hospital and a quilt for the Rotary Club of Gibsons fundraiser. Whew!

A big shout out to guild member Dar Vignal for her generous donation of an AccuQuilt Go fabric cutter.

Our Scrappy Quilts Project is progressing. The project is broken down into four main stages: 1. taming of the scraps (turning boxes of scraps into 2 1/2" squares), 2. Assembling and sewing kits for the background or mosaic blocks, and kits for the feature blocks, 3. Assembling the quilt tops and 4. Finishing the quilts. Step 1 is pretty much complete, Step 2 is underway with most of the kits distributed at March Resource day. Additional kits will be available at the April Resource day. Looking forward to seeing the background/mosaic and feature block kits as they are returned - then we will be able to move onto Step 3.

Keep up the great work supporting our community

Bernice, Jean and Sue

*JOY THROUGH GIVING = CREATING MEMORIES FOR  
OTHERS TO ENJOY*

**FIBRE WORKS**  
**STUDIO & GALLERY**

[fibreworksstudio12887@gmail.com](mailto:fibreworksstudio12887@gmail.com)

[www.fibreworksgallery.com](http://www.fibreworksgallery.com)

604-883-2380 12887 Sunshine Coast Hwy (the yurts)

Maderia Park, BC

Gallery/Studio Hours: Wed—Sunday :11am to 5pm and by appointment

### **‘WHISPERINGS – A CELEBRATION OF THE FOREST WORLD’ –**

with Catherine Nicholls and Anni Hunt continues through to May 15<sup>th</sup>.

Mark your calendar for ‘meet the artist’ opening of **“No Words Necessary”** by our very own -

Jill Sullivan – Saturday, May 21<sup>st</sup> – 2:00 to 4:00 p.m.

**Weaver’s Circle** – every Wednesday, 9:30 to 4:40 p.m. with Mary Bentley – drop in - \$10/fee

Sunday, April 10<sup>th</sup> – 11:00 to 3:00 – **‘Home Grown & Sown’** – an opportunity for fibre producers and artisans to meet and network. Johanna Walker, sheep shearer, will do a shearing demonstration, artisans will be at work in the studio and on the deck, refreshments will be served.



Nicole Brandee Warren ►  
Sunshine Coast Quilters' Guild

48 mins · 🌐

Thank you very much Sunshine Coast Quilters' Guild. I choose a very soft blanket made by Linda G with owls on it for my newborn son. It is a part of my home now & it makes me think of the wonderful care I received at Sechelt Hospital & the generous thoughtful women of your group each time he lays on it. :)

👍 Like    💬 Comment    ➦ Share

**Athena brought her Mom  
(Victoria Pauls) to the  
March meeting to thank the  
Guild ladies for her most  
wonderful new Quilt!**





## CALENDAR OF EVENTS:

\*\*\*\*\*

**The Threads that Bind Us—Langley Quilter's Guild**—May 6-7, 2016 George Preston Rec. Centre  
20699 42 Ave, Langley  
Contact ibuch@telus.net Admission \$6

**No Words Necessary**—Sat. May 21st 2-4pm  
featuring local artist Jill Sullivan—at the Yurts, Madeira Park, B.C.

**North Star Quilters Society**—May 23– June 5/16  
Contact Heather Krane 250-427-4906

**Victoria Quilters' Guild COLOUR IN MOTION** will be held at the Pearkes Recreation Centre,  
3100 Tillicum Road, Victoria May 6 – 8, 2016.  
[quilts@victoriaquiltersguild.org](mailto:quilts@victoriaquiltersguild.org)

**Lions Gate Quilter's Guild** -  
June 10—11/16 9-5pm  
Admission \$7 adults, children under 12 free contact  
Dianne Ritter 604-910-2014

**Nanaimo Quilters Guild** June 10—11/16 10-5 Ad-  
mission \$8/person reduced rates for buses  
contact Lillian Charron 250-245-8345

**Cariboo Calicoo Quilters' Guild**, June 10-11, 2/16;  
100 Mile House Admission \$5.00 includes tea/coffee  
and goody. Birch & 3rd (Downtown)  
Call Jan Kidston 250-791-5247 or email:  
kidston@netbistro.com

**CQA: Quilt Canada 2016**, June 15 – 18  
Toronto, ON The International Centre

**Sisters, Oregon**—July 9/16 9-4pm  
Outdoor Quilt Show

**Quilts by the Sea—Mayne Island Quilters Guild**—  
July 16/16. Dinner Bay Park, Mayne Island, BC  
contact: ssandvik@shaw.ca

**Ridge Meadows Quilters Guild**—Sept 9-10/16 10-5  
Admission \$5 contact Kathryn Rankin 604-463-2203

\*\*\*\*\*



**Snip & Stitch**  
SEWING CENTRE  
NANAIMO  
#1-4047 Norwell Drive  
Nanaimo, B.C. V9T 1Y6

"Like" us on facebook  
**Snip & Stitch Sewing Centre**

Follow us on twitter  
**@snipandstitch**

Join the conversation on our blog  
[www.snipandstitchblog.wordpress.com](http://www.snipandstitchblog.wordpress.com)

**Buy 1 Get 1**  
**50% off**  
All regular Priced  
Quilt Books  
May 1-7, 2016

**WELCOME**  
**WOODPECKER RIDGE STUDIOS**  
In store LONGARM QUILTING SERVICES!  
We are ready to quilt your quilts!!  
30 LUSCIOUS COLORS of FIRESIDE for COZY  
BACKINGS NOW AVAILABLE!  
**OPEN HOUSE**  
Thursday May 12<sup>th</sup> 10am-5pm  
View the machine in action!!

**Come see us for  
pattern enlargements  
& reductions**


**OPEN**  
Mon-Fri  
9:00 - 5:30

Enjoy our same day service for  
printing/copying, fax/scanning, laminating,  
photo enlargements, art canvas  
& so much more!

Visit us at:  
#2 - 5647 Cowrie Street  
in Sechelt  
[www.coastcopy.ca](http://www.coastcopy.ca)  
[info@coastcopy.ca](mailto:info@coastcopy.ca)



## Upcoming Courses at Sew Peaceful ...



**Wisteria Lane**  
Level: Beginner and above



**Amazon Star**  
Level: Intermediate and above



**Pepperdish**  
Level: Confident beginner and above



**Fire Island Hosta**  
Intermediate and above

For more information, and to see what else is on offer, visit [www.sewpeaceful.com](http://www.sewpeaceful.com)

Also available:

- One to one courses by arrangement
- Teaching for Guilds and Shops
- Group discounts



Beautiful studio located in  
NanOOSE Bay, BC. Tel: (250) 713 1273



## Spring Shop Hop Trip Tuesday May 3 , 2016

Great news I have just confirmed with all the stores and discovered one more that we can visit too!!

We will be departing from the Senior's Activity Center at 7:15 a.m. (please be there by 7:10 at the latest). On the way to the ferry we will make a few stops to pick up those women that let me know bus stops we can meet them at. I will confirm pick up spots later. We are boarding the 8:20 ferry for a day of mega shopping and visiting.

Here is the itinerary for the day, on the other side: (all times are approximate)

9:30 to 10:45 a.m. Dress Sew, Button Button, and Atex Designer Fabrics; Colleen at Button Button is opening early for us. She told me about Atex Designer Fabrics, which is across the street from her. They carry linen, silk and wool.

11 to 1: 00 p.m. Granville Island Lunch Cloth Shop, Maiwa (many other stores too)

1:45p.m. to 2:30 Needle and I (Burnaby)

3 p.m. to 3:40 p.m. Spool of Thread ( modern fabric plus largest selection of Kona Solids in Vancouver)

4:00 to 4:30 p.m. Quilter's Dream ( Asian fabrics)

5:00 p.m. Horseshoe Bay – Supper. Then ferry home.

If you have questions please contact Gail Reichert at [knottyquiltergirl@gmail.com](mailto:knottyquiltergirl@gmail.com) or 604-740-8874

**QUILTING TIP:****3. Yardage Chart Instructions:**

1. Print on Card stock weight paper
2. Cut on gray lines

3. Carry in wallet for quick reference

**WOODPECKER RIDGE STUDIOS****(Longarm & Custom Quilting with a Contemporary Flair)****IS HOSTING AN OPEN HOUSE on May 12/16****AT FIBRE EXPRESSIONS QUILT SHOP**

1 – 5647 COWRIE STREET, SECHELT; 604-885-6677

COME IN AND MEET **TESS AND GLORIA**

DROP IN HOURS BETWEEN: 10:00 – 5:00

Coffee and snacks provided

[Woodpeckerridgestudios7@gmail.com](mailto:Woodpeckerridgestudios7@gmail.com)

## QUILTING TIP:

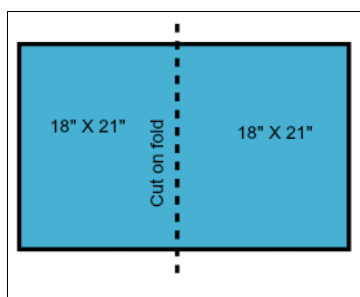
### Fat Quarter – Cutting It Up

We are so excited to snatch up a little **fat quarter** and take it home....but now what?! How do we get this fat, kind of lop sided piece into something that is useable?

If I don't have something in mind or you are not making a big fat quarter quilt or bag...then it kind of just sits there on the shelf {still looking pretty though}. Waiting, waiting.

Today we will tackle the fear that we have of cutting our fabric.....

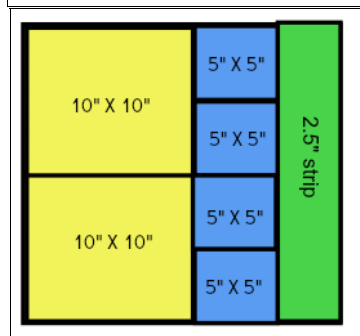
What's the size of a fat quarter compared to a regular cut quarter? It's the same size actually, but the 'fat' refers to it being cut into a square piece instead of a long and skinny piece. It can be more useful sometimes to gather fabric in this size, and to use, depending on the pattern.



To cut a fat quarter from one yard of fabric you would fold the yard in half, typically this measurement is 42". Open the fabric and cut on the fold line. This will give you two big chunky fat quarters sized 18" X 21"

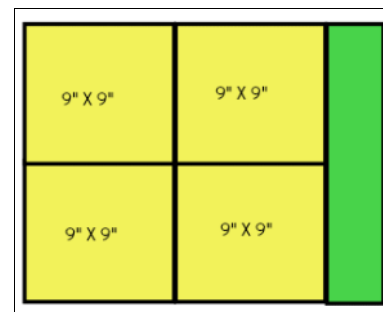
There are a few ways to get them into workable 'normal' or common shapes and sizes.

First off, let's figure out How To Cut Up A Fat Quarter Into Popular Precut Sizes With No Waste (two layer cakes, four charm squares and one jelly roll slice).



Depending on what sizes your patches or squares that you cut- Each one will have a little bit of extra or 'wasted' strip {never do I waste this strip though!}

Or you could cut it into 4- 9" squares-



You can also get 25 patches that are 3 1/2 inch (cut size) squares.

16 patches that are 4 1/2 inch (cut size) squares.

12 patches that are 5 inch (cut size) squares.

How about half square triangles-

You can get 40 half-square triangles for 3 inch patches from a fat quarter. To get them, you would cut squares that measure 3 7/8 inches -match them up right sides together to a different 3 7/8 inch square, draw a line from corner to corner, sew on each side of the drawn line, cut on the drawn line. half square triangle.

You can get 24 half-square triangles for 4 inch patches from a fat quarter. Follow the above instructions, cutting the squares to measure 4 7/8 inches.

Use any of these to mix and match also -for instance 10 3 1/2" squares and 20 half square triangles.

How about strips only?

7- 2 1/2 strips

6- 3" strips

phew! So many numbers....they have you spinning? Me too!

The purpose of all of this it to show you that pre cut fabric can be great...but sometimes we need some help to think outside of the box. Show you that you can move beyond the size that was given to you, and put it into something that is workable, more your style if you need to. Never will the fat quarter stump you again! If you need help remembering what sizes those precut fabrics are- see page 10- you can cut it out and carry in your wallet!



# SUNSHINE COAST QUILTERS' GUILD

P.O. Box 2083  
Sechelt, B.C.  
V0N 3A0

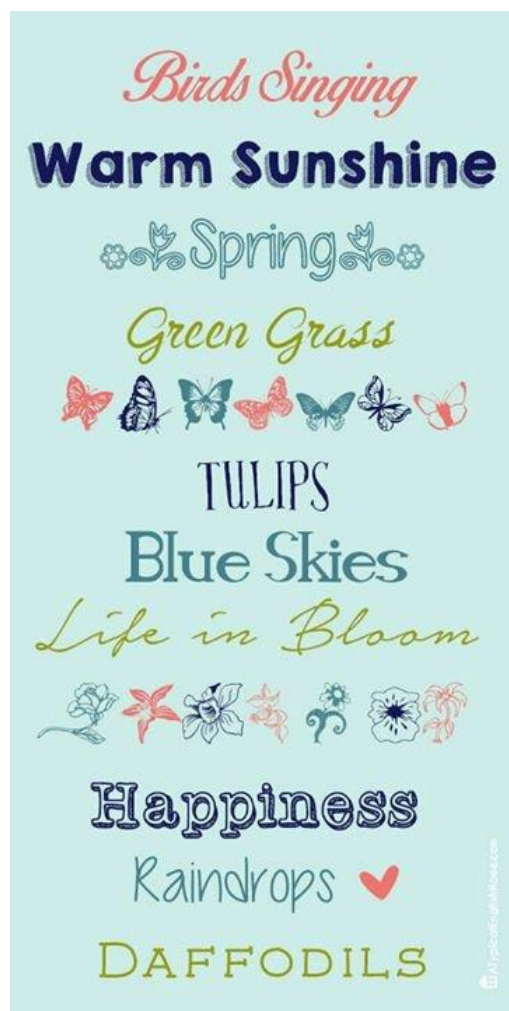


[www.scquiltersguild.com](http://www.scquiltersguild.com)

*Guild memberships are renewed each year starting in September, and are valid until the end of May.*

*Memberships cost \$40 if you choose to access the newsletter on our web site.*

*Additional charges imposed if you prefer to have printed copies mailed to you. We welcome guests (there is a drop-in fee) and love to have new members join us.*



## HISTORY

In 1982 a group of women on the Sunshine Coast got together to share their love of quilting. Pat Crucil, an accomplished quilter and teacher, established this first quilt group on the Coast.

**Today** the Sunshine Coast Quilters' Guild is the "umbrella" organization for seven local community quilt groups from Pender Harbour to Gibsons, with a membership of 175. The guild promotes the joy of quilting on the Coast by providing enjoyment through quilt shows, classes, demonstrations and displays. We continue to meet eight days throughout our Guild year, from September to May at the Holy Family Parish Hall in West Sechelt (5700 Nickerson Road). Our meetings consist of Mini-Workshops, Business Meetings, Show and Tell, and a Program.

### NEWSLETTER EDITOR CHALLENGE:

There are many articles and tips in each of the newsletters. Today's challenge is a Newsletter Article **HUNT**.

Period of search:

April, 2015 – March, 2016

Article: "Value & Cost of Making Quilts."

We shall discuss what month, year and page this article was found at the April 2016 meeting. I will be curious to find out how long it took you to find the article :)

Respectfully submitted: Karen—Editor