

SUNSHINE COAST QUILTERS GUILD



Next MEETING April 29, 2017: Holy Parish Hall, 5700 Nickerson Drive, West Sechelt

April, 2017

Special Points of Interest

Next meeting:
April 29, 2017

Doors open: 8:45 am
**No Mini workshops
scheduled for April
meeting**

Business Meeting:
11:00 am
Show & Tell
Coffee/Snack Break,

Program:
Expert Panel &
Merchant Mall

Executive meeting
follows 15 minutes after the
program ends and all members
are welcome to attend.

Inside this issue:

Board & Group contact	2
Meeting Minutes	3
Board Minutes	4
Program	5
Quilt Show Info	8
Calendar of Events	12
Comfort Society News	12
Quilt Show Challenge	13
Quilt Show Reg on P9 &	14
HAW Pages P6 &	15
Library	16

PRESIDENT'S REPORT

April! Where have the months gone?

This just means we need to get "in gear" and get our UFO's completed, register our quilt for the quilt Show (finish it too), and do all those chores to keep us healthy and happy.

I'm glad to see our committees on task; I know they are all working hard to make our guild function well. Please think about joining one of the committees... it is one of the best ways to meet great people as well as finding your inner talents.

Remember to submit your 'Canada 150' blocks and quilts this month for CQA's 'Big Quilt Bee'.

Everyone is invited to our year-end windup on June 24th. We will do lunch (small charge), do games, have prizes, display quilts and eat chocolate.

Hope to see you all next Resource Day, April 29.

Lynda White

**I CAN'T GET
OUT OF THE
SEWING ROOM
THE FABRIC HAS
ACCEPTED ME AS
ONE OF THEIR OWN
AND IF I LEAVE NOW I
MIGHT LOSE THEIR TRUST**

Hostess Schedule*

April 29th, 2017: Gone to Pieces
May 27th, 2017: Pender Harbor Piecemakers
September 30th, 2017: 1/2 Moon Crazies
October 28, 2017: Fat Quarters
November 25, 2017: Cotton Club
January 27th, 2018: Off The Wall
February 24th, 2018: Gone to Pieces
March 31, 2018: Pender Harbor Piecemakers

*When Satellite group is hosting; all members of the group are welcome to stay (no charge) and enjoy and participate in the days activities.

Next NEWSLETTER

Deadline:

May 4, 2017

Things to Remember for meeting:

**Coffee/tea cup –

*** Name Tag

**Donation to hostess group for snack

Fat Quarter Draw:

monochromatic blues in tints (white added)

**This Month's Hostess
Group: Gone to Pieces**

Sunshine Coast Quilters' Guild 2016-2017 Board Membership

<i>Position</i>	<i>Name</i>	<i>Position</i>	<i>Name</i>
President	Lynda White	Vice President	Karen Biddlecombe
Past President—Sunshine	Judi Wilson	Treasurer	Helene Johnston
Secretary	Moirra Sarling	Website Admin	Sheila Macdonald
Block of the Month	Sue Lowell, Helen Bailey	Quilt Show Chair	Jeannette Lucas
Comfort Quilts	Bernice Johnson, Liz Lacey, Maria Lodzinski, Andrea Kusebauch, Jeannette Thompson, Noriko Kawaguchi, Elizabeth Byrne	Quilt Show Committee	TOO MANY TO TYPE OUT! AWESOME VOLUNTEERS HAVE STEPPED FORWARD AND ARE INVOLVED
Membership & Merchandise	Pauline Weber, Linda Gant, Gail Junnila	Publicity	Liz Lacey
Program Committee / Mini Workshops	Rojean Trent, Betti McGillivray, Jill Bellisimo, Marion Williamson, Sue Towers	Library	Maria Lodzinski, Liz Lacey, Sandra LeHeup & Kathleen Bezaire
Newsletter Editor/FB Assistant	Karen Biddlecombe, Val Marus	Retreat Committee	NEEDS TO BE FILLED
Bus Trip Chair	NEEDS TO BE FILLED	Youth Outreach	NEEDS TO BE FILLED

Satellite Group Rep contact information:

Pender Harbour Piecemakers:

Meet at Madeira Park: Lee Ewing
604-883-2620 lewing@dccnet.com

½ Moon Crazies: Meets at Greencourt, Sechelt. 2nd Sun. 9—5
Carol Bowie 604 885-4127
quiltscrapqueen@dccnet.com

Off the Wall: Meets at Frank West Hall—Gibsons 2nd (10-1) & 4th (10-3) Thursdays

Joanne Polan 604-837-7754 joannepolan@gmail.com

Loose Threads: Meets at a members home in Sechelt area—taking turns to host. Second Thursday
Sonja Randell 604 885-7722
sonja2287@telus.net

Fat Quarters: Meet at Fibre Expressions Third Sundays 11 - 3
Nancy Climie 604-885-6745
nclimie@telus.net

Gone To Pieces:

Meets at Frank West Hall Gibsons. Second Sat of the month
Marg Kurys 604-747-2999
mail4margi@dccnet.com

Cotton Club:

Meets at Frank West Hall Gibsons 3rd Sat of the month
Linda Gant 604-886-7639
lgant@telus.net

Advertising Rates (per issue* (PI) for period Sept - May, excluding Dec):

Classified.....\$10.00 *PI
Bus card size..... \$10.00 *PI
8 issues\$50.00
¼ Page for\$14.00 *PI
8 issues.....\$90.00
½ Page\$21.00 *PI
8 issues.....\$125.00
Full Page\$42.00 *PI
8 issues.....\$200.00
One time email to all members,
.....Quilting related \$15.00
.....Commercial \$35.00

Please contact :
Val Marus:
valmarus1@gmail.com

Next Newsletter Deadline

May 4, 2017

for Meeting:
May 27, 2017



ALL DOMESTIC SEWING MACHINES & SERGERS
FORMER ALBEE'S SEWING CENTRE TECHNICIAN

Factory trained by
PFAFF BERNINA ELNA HUSQVARNA JANOME

Wei Hin Ng
Service Technician
t: 604.568.1238
w: www.eurotechsewrepair.ca

Serving the Vancouver area since 1989

S.C.Q.G. RESOURCE DAY MINUTES: March 25, 2017**Call to Order**

President Lynda White called the meeting to order at 11:00 am. Lynda thanked Off The Wall for hosting.

General Meeting

It was MOVED and SECONDED that the minutes of the meeting held February 25, 2017 be approved as distributed in the Newsletter.

CARRIED

Treasurer's Report: was made available

Old Business

Sharon Royce advised that the Bus Trip to the Boundary Bay Show on May 6th is sold out.

Newsletter

Karen reported that the deadline is April 7, 2017.

Nominating Committee

Judi Wilson announced that a Vice President is still needed as well as someone for Program and Publicity. She announced that Sharon Royce will take on Bus Trips.

Lynda asked for a show of hands to find out whether there would be a Pot Luck Lunch or a Catered Lunch on June 24th. More Members wished to have a catered lunch.

It was decided that winning quilts from the show should be hung.

Membership:

Pauline Weber reported that there was 79 members, including 2 visitors, in attendance. Door Prizes were purchased from Fibre Expressions and were won by: Carol Dunsford, Val Marus and Sue Lowell.

Comfort Society:

Andrea Wilson reported that 10 Baby quilts were turned in. Andrea thanked Val Marus for repairing the baby quilt for the parents.

Jean Whitehead and Karen Biddlecombe were thanked for making the Poppy Quilt for the Gibsons Legion and they were invited for dinner on March 31st.

Block of the Month:

Sue Lowell reported that all kits were sold and Betti McGillvary won the previous months blocks.

Program Report:

Thanks to Cindy Buis from the Frame Shop for the mini workshops today.

Today is the Big Chair Sale of the year.

Assistance in setting up tables and reorganizing chairs is appreciated. Chairs are \$2 each.

Register at the program table.

Free table—if the items you brought are taken by the end of the sale please take them back with you.

April program will be expert panel and merchant mall. Come with your questions.

Third Whisper Challenge due today—Final reveal at May Resource Day.

UFO—as at Feb resource day Carol's Team had 5018.74 and Lynda's Team 5795.20.

Final payments for Elaine Quehl workshops.

Design workshop is Wed & Thurs July 5&6 and Radial Piecing workshop is Fri July 7. Spaces are available.

Program Questionnaire—Be Heard! Complete your feedback for Sept./17-May/18 planning.

Fat Quarter draw—monochromatic blues in tones (grey added) - Winner is Mona McKinnon. April Fat Quarter will be monochromatic blues in tints (white added)

Looking for additional Program Committee members—without additional members the Program contents may have to be reduced.

Quilt Show:

Members were reminded to pick up Raffle Tickets.

All forms will be on the Website this month. Registrations can be dropped off at Sew Easy, Fibre Expressions and Carolas.

Sign-up sheets for Volunteers are at the side table.

Show and Tell: There was a great Show and Tell.

Adjourned at 11:55 a.m.

Program:

A Chair Garage Sale was held. Lots of great deals were to be had.

S.C.Q.G. BOARD MINUTES: March 25, 2017

Present:

Lynda White, Gail Junilla, Karen Biddlecombe, Judi Wilson, Nancy Clime, Sheila MacDonald, Andrea Wilson, Ada Yeo, Carol Bowie, Marg Kurys

Ruby Slipper Group in memory of Fran Neville.
Fat Quarters are having a sale April 8th at the Davis Bay Hall from 9:30 to noon.
Gone to Pieces are looking after the Silent Auction at the Quilt Show.

Call to Order

Lynda White called the meeting to order at approx. 1:00 pm.

There was a discussion regarding changing the time of the Executive meeting, however it was decided that this would not be workable.

The issue of Program making money on classes, this issue was tabled to a later date.

Lynda announced that she wished to have the Executive organize the June meeting. Andrea and Carol will obtain food costs.

Lynda reported that she has a few games in mind but wanted more ideas from the Executive.

Policy review documents will be emailed to the Executive.

There was discussion regarding reducing Mini Workshops to one each meeting.

Rep Reports:
Halfmoon Bay Crazies doing a project with the

Meeting adjourned at 1:45 pm

I do not run from my problems.

I get out
my rotary cutter
and start cutting
a new quilt
(no matter how many
unfinished quilts I already have).

Just like any responsible adult.

SELF HEALING CUTTING MATS: TIP:

MOISTURIZE:

Did you know your cutting mat needs moisture and this will make cutting easier and your rotary cutting blades won't dull as quickly? To moisturize your mat now and again place it in a bath of cool water with approx. 1/4 cup of white vinegar to every gallon of water. Let it soak for about 20 minutes. Using a soft mushroom scrubbing brush and a splash of gentle liquid soap you can clean the surface at the same time. Rinse and air or towel dry (no heat or direct sunlight!). If your mat smells this should really help.

Submitted by Lois Anderson



PROGRAM: APRIL 2017

Program Committee:

Fat Quarter Draw for April is Monochromatic blues in tints. (white added). So pastel blues.

There are no mini workshops for April.

April Program will be an experts panel of local merchants. They will be setting up shop in the am. So bring some extra cash for purchases! After the business meeting they will be available to answer your questions. The merchants booked at this time are:

Wool Penny Rugs

Lisa's Framing and Art Supplies

Woodpecker Studios

A Threaded Needle

The fourth and final Whisper Challenge is due. We had planned to display all the quilts in May. I would like to display them at the April meeting and register them all for the quilt show. So please bring your Whisper Challenge to the April meeting. Thank You!

Final payment for Elaine Quehl class is due. We still have room in both classes. I have opened the classes now to non-members. Please visit her website for more information. We are offering In Full Bloom, 2 day class or Liberated Radial Piecing, 1 day class. 100\$ per day. July 5,6&7, 2017. Sea-side Centre. 9 to 5.

Remember to finish up those UFOs and win points for your team!

See ya April 29th!

Rojean Trent ktrent@telus.net

Jill Bellisomo 5bells@telus.net

Betti McGilvery

betty_mcg@hotmail.com

Marion Williamson

marianwilliamson@hotmail.com

Sue Towers

Tape 2 pencils side by side to create seam allowance Vary the seam allowance by the thickness of the pencils by



"Oh, THIS fabric stash..."

Monochromatic colors are all the colors (tints, tones, and shades) of a single hue. Monochromatic color schemes are derived from a single base hue, and extended using its shades, tones and tints (that is, a hue modified by the addition of **black**, **gray** (black + white) and **white**.

Monochromatic Color Wheel



Campbell River Friendship Quilters Guild

Hands Across the Water 2017



Campbell River Friendship Quilt Guild would like to invite you to celebrate **Canada** at our Hands Across the Water.

When: September 30th 2017 10 am – 3:30 pm

Where: Fraternal Order of Eagles Hall 1999 14 Ave, Campbell River. Park at the front of the building, the hall is around the back. Not a huge parking lot so carpool if possible.

Cost: \$18.00 includes lunch, a truck show by Dapne Greig, merchants and some great take homes!

How: We invite you to wear red and white. Our guild members are making Fascinators to wear and we would love to see lots of other people wearing them too!

Please register by the 15th of June. We will open registration to anyone not a member of the five hosting guilds after the 15th of June.

Your registration should include your name and guild affiliation and a cheque made payable to CRFQG. If you require a gluten-free sandwich please indicate this on your registration. Send your registrations to:

Sandy Widen
252 River City Lane
Campbell River BC V9W 8H2

Please find attached the pattern for the block exchange and the challenge quilt specifications.

Island Sewing has very generously donated a Pfaff Creative 1.5 sewing and embroidery machine. We will be only offering \$5.00 raffle tickets for the machine to our guests at this event. The raffle will be drawn that day. All proceeds from the raffle will go towards CRFQG's Community Projects Fund.

If you have questions about this event please email Lois Kelly at dandikelly@shaw.ca or Nancy Johnstone at nancyjo@telus.net

Canada 150 Quilt Challenge

The theme of the challenge is Celebrate Canada 150. We are hoping to get lots of entries this year and hope you have fun depicting an aspect of Canada that you enjoy! The challenge is for quilted wall hangings.

Your quilt must:

Include a maple leaf in either the design or the quilting. It could be a Canadian Flag.

Measure less than 150 inches around the perimeter (all sides added together). Examples of largest measurements are a 37.5 inch x 37.5 inch square or a 30 inch x 45 inch rectangle or other shape adding up to less than that.

Contain at least two of these features – ocean, mountain, lake, tree, prairie, river, or beach.

Please do an information sheet with the quilt name, your name, phone number and Guild name. Include acknowledgements (e.g.. designer if not an original)

Judging will be by viewer's choice.

The quilts will be displayed at Hands Across the Water on September 30, 2017 in Campbell River.

Have fun!



the

TIMELY INSTRUCTIONS FOR 'D' SLEEVE CONSTRUCTION


MAKING A HANGING SLEEVE(S) FOR YOUR QUILTS

Fabric for a hanging sleeve can be the same as the back of the quilt, muslin, or other compatible fabric. If the sleeve is to be placed permanently, wash and test for colourfastness.

These instructions will produce a "D" shape sleeve, when looking at the either end end, with the straight part of the "D" stitched onto the quilt back. The rounded part of the "D" accommodates the dowel without putting strain on the sleeve or distorting the quilt you wish to hang.

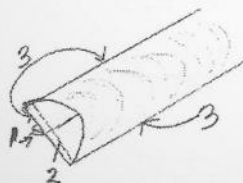
Method:

1. Using a piece of fabric 6 (8)" wide and the length of the quilt, minus 1" will accommodate any dowel used. If you are hanging larger quilts make two sleeves with a couple of inches between them in the middle so they can be supported at both ends and in the middle.
2. Press under $\frac{3}{8}$ " of fabric on each end of the sleeve. Stitch.
3. Fold each long edge $1\frac{1}{4}$ " ($1\frac{1}{2}$ ") toward the middle. Press the folded edges firmly. I draw a pencil line to guide me.



Sleeve showing $\frac{3}{8}$ " ends sewn and $1\frac{1}{4}$ " pressed

4. Open the sleeve, putting wrong sides together long ways, sew a $\frac{1}{4}$ " seam the full length. Press the seam to set the stitches. Be careful not to remove the pressed folds.



1. Raw edges of $\frac{1}{4}$ " seam outside sleeve
2. $\frac{3}{8}$ " ends inside sleeve
3. Folds and ends to be sewn to quilt.

Pin the hanging sleeve to the top of the quilt, keeping it level across. . Make sure the rounded part of the "D" doesn't extend beyond the top of the quilt when you flatten the "D" upwards. If it does, adjust it downward until it is level with the top of the quilt. Hand stitch all sides along the folded edges, with the seam facing the quilt back.

Getting Ready for our Quilt Show: JUNE 17—18, 2017

Plans are coming together for our 2017 Show! You will be hearing from me at Resource Day on April 29th. What we need from you are a couple of important commitments. The first is to have a quilt or 2 to enter into your show. These can be functional, decorative/art, and/or an entry in the 2017 Challenge. The next commitment that we are looking for is to volunteer for one of the many jobs that are part of making a quilt show happen. Many of you are among the best volunteers on this coast, and we do appreciate your efforts. But I must ask again!

Some areas have been covered by Satellite Groups however, they also need volunteers to help. There will be many Sign Up opportunities at Resource Day. If you will not be there, or, if there is a particular job or time that works for you, please contact any member of the Planning Committee, and we will put your name down just where you want it to be.

Thank you for your participation in our Guild's big event. Jeannette Lucas

COMMITTEE: Jeannette Lucas, Anne Willis, Jean Whitehead, Judi Wilson, Noriko Kawaguchi, Liz Lacey, Karen Biddlecombe, Lynda White

**I MIGHT NEVER BUY
FABRIC AGAIN.**

**I MIGHT ALSO WIN
THE LOTTERY.**

**THE ODDS ARE
ABOUT THE SAME.**



WWW.AGIRLANDAGLUEGUN.COM



www.sewpeaceful.com

- Small classes, experienced teacher
- Air conditioned, purpose-built studio
- Trunk shows and workshops for Guilds, shops, retreats
- Individual classes available

Nanose Bay, BC. Tel: (250) 713 1273

SCQG QUILT SHOW 2017 QUILTS IN OUR COMMUNITY**General Show Registration Form*****Registration Deadline: April 29 2017*****One form per Entry/quilt completed since 2015*****Picture of your quilt is required/Digital OK. (quilt in progress is ok for photo)*****Quilt must have 'D' sleeve or facsimile, appropriate for size of quilt for dowel hanging.*****Remember to add Registration Label to bottom/back of quilt in addition to your Quilt Label**

Name _____ Phone _____

e-mail _____

Title of Quilt _____

_____ (please advise width by length) **LARGE over 200 inches around perimeter**_____ (please advise width by length) **MEDIUM between 101 to 199 inches around perimeter**_____ (please advise width by length) width by length) **SMALL up to and including 100 inches around perimeter**

Top made by _____ Quilted by _____

Pattern/Class (give credit) _____

Category (Please check one):

_____ **FUNCTIONAL (bed/ lap/ baby quilt/runner)** _____ **ART QUILT**

Check all that apply to this entry:

_____ hand pieced _____ hand appliqued _____ hand quilted

_____ machine pieced _____ machine appliqued _____ machine quilted

Item for sale: Yes _____ No _____ Price \$_____ (Guild retains 20% of selling price.)*Tell about your quilt in an approx. 50 words or less description to appear beside your quilt. Use back of page if needed. We will edit if necessary.**

I understand that all items accepted will be displayed for the duration of the show. I understand that the Sunshine Coast Quilters Guild will take all reasonable precautions to safeguard my entry, but I assume all risks for any loss or damage sustained during the entire show period from collection to return of entries. I am responsible for any insurance coverage on my entry. I hereby give permission for my work to be photographed for possible inclusion in promotional materials. I understand it may also be published on the Sunshine Coast Guild website.

Signature _____ Date _____

Always new. Always inspiring.



THE CLOTH SHOP

Granville Island

104~1551 Johnston Street Vancouver
604.224.1325 Follow us on instagram at
theclothshopvancouver

Fibre Expressions Quilt Shop

Sign up Now!

Playing with Paper Piecing!
Sunday April 21st 10am-1pm

New Arrivals!

Ocean Tides – Beautiful Teal & Green Line
Surf's Up – Beach Theme
On the Green – Golf Theme prints
Come in before they're Gone!!

Row by Row- On the Go!

Coming soon!

Start planning your Row'd Trip now!

www.fibreexpressions@hotmail.com

604-885-6677

www.fibreexpressions.com

604-885-6677



Hamels

FABRICS & QUILTING

Canada's Largest Online Quilt Shop

www.hamelsfabrics.com

- Fabrics
- Books
- Patterns
- Notions
- Quilting Kits
- Quilting Clubs
- Block of the Months

**FREE
SHIPPING!**

Canadian orders
of \$200!



Toll Free Order Line : 1-877-774-2635

Email: hamelsfabrics@shawcable.com

5843 Lickman Rd., Chilliwack, BC V2R 4B5

Come see us for
pattern enlargements
& reductions

OPEN
Mon-Fri
9:00 - 5:30

Enjoy our same day service for
printing/copying, fax/scanning, laminating,
photo enlargements, art canvas
& so much more!

Visit us at:

#2 - 5647 Cowrie Street
in Sechelt

www.coastcopy.ca
info@coastcopy.ca





Sew Easy

**Alton Toth
Jenny Margueratt**

604-885-2725

Located in Trail Bay Mall
5755 Cowrie St
Sechelt BC

e: seweasy@dccnet.com

www.seweasy.ca

WOODPECKER RIDGE STUDIOS

Longarm & Custom Quilting with a
Contemporary Flair

Tess Strauss 778-689-1564

Gloria Nidzgorski 604-729-5134

@Fibre Expressions Quilt Shop

1-5647 Cowrie St

Sechelt, BC V0N 3A0

604-885-6677

woodpeckerridgestudios7@gmail.com



Snip & Stitch

SEWING CENTRE

NANAIMO

#1-4047 Norwell Drive
Nanaimo, B.C. V9T 1Y6

"Like" us on facebook
Snip & Stitch Sewing Centre

Follow us on twitter
@snipandstitch

Join the conversation on our blog
www.snipandstitchblog.wordpress.com

**Join us for our
New Daily Deals!**
Mondays: 55+ day
Tuesdays: Double S&S Bag
Reward Day
Wednesdays: Double
Reward Points
See Store for Details

Unthreading the machine incorrectly

When you change a spool color, the first thing we normally do is just pull the spool off the machine and pull the thread backwards through the tension discs. Easy? Yes. Bad for your machine? Yes. Time to break the habit and cut the thread at the spool and pull it out through the needle.

fibreworksstudio12887@gmail.com

www.fibreworksgallery.com

604-883-2380 12887 Sunshine Coast Hwy (the yurts)

Maderia Park, BCGallery/Studio Hours: Wed—Sunday :11am to 5pm and by appointment

FIBRE WORKS

STUDIO & GALLERY

Please mark the special opening dates for our exhibition season:

April 01 to 30 – Shamina Senaratne. Shamina will be the artist in residence April 25th to April 30th. The public is welcome to visit Shamina as she works on components of her art. Detailed information will be on our website closer to the date.

www.fibreworksgallery.com

Randi Gerholt-Seary

Pine Needle Baskets

Sat April 08, 2017

10 am to 4 pm

\$165 + \$8.25 gst

(includes materials & tools)



This workshop is a one-day beginner introduction to creation of pine needle baskets. You will learn the skills to create your basket centre and work up the sides to create your container. All materials and tools will be provided.

This workshop is a requirement to the two-day advanced session planned for later 2017.

Donna Goulette:

Sculptured Needlefelting

Sat April 15, 2017

10 am to 4 pm

\$95 + \$4.80 gst

(materials fee tba)



This is a beginner needlefelting session – learn how to sculpt with fibres, how to create armatures, how to build animals from different shaped parts.

Fibres and needlefelting tools will be provided for all materials.



CALENDAR OF EVENTS:

Coastal Colours & Connections—Strathcona Stitches

April 28-30/17 Campbell river, BC

Contact: stitches@strathconard.ca

Boundary Bay Quilters guild—Quilts by the Bay

South Delta Rec Centre 1720—56th St, Delta May 6-7/17

(10-4) \$6.00 www.boundarybayquiltersguild.ca or Kathy

Chambers 604-782-6671

Comox Valley Schoolhouse quilters Guild—Empire

Days Quilt Show—May 20-22/17 Sat & Sun 10-5 Mon 10-4

Cumberland Cultural Centre 2674 Dunsmuir Ave,

Cumberland. \$5 (under 12 free)

Fabricated: Works of the North Star Quilters Society—

May 25—June 7/17 Mon-Fri 1-5 Sat-Sun 11-5

64 Deer Park Ave, Kimberley, BC

Contact: medean@shaw.ca

Grouse Mountain Day Quilters' Guild:

Quilts in the Chapel—St. Martin's Anglican Church

195 Windsor Road East, N Van

June 10, 2017 9:30am to 5:00pm \$5.00

CQA: Canada's Big Quilt Bee - June 14-17, 2017 at
Quilt Canada 2017 in Toronto, ON. See prior
newsletter for 'Slab Block' info

Sunshine Coast Quilters Guild—"Quilts in Our Community"

June 17-18/17

Sechelt Indian Band Hall

5532 Sunshine Coast Hwy (behind McDonalds)

Sechelt

Fraser Valley Quilt Guild—June 23—24/17

George Preston Rec Centre 20699-42 Ave, Langley

Admission \$7.00 gentlemen free

Contact Liz Aubert 604-538-3505

Chilliwack Quilters' Guild—Oct 20-21/17

(5-8:30pm and Sat 9-4)

Chilliwack Alliance Church 8700 Young Rd, Chilliwack

Admission \$5 (husbands free)

Contact: Lynne Thiessen 778-808-0624

Comfort Society

Raffle Ticket Sales Update:

Hello Wonderful Quilters! As of March Resource Day, we have sold almost 500 tickets. Only 2000 more to go! We are just starting so it's looking very promising for selling all of our 2500 tickets. We are looking for volunteer ticket sellers to work in 2 hour shifts for the following locations and dates:

Sechelt (Trail Bay Mall) - Wednesday, June 7 and Saturday, June 10th;

Gibsons (Sunnycrest Mall) - Thursday, May 4th and Thursday, June 1st.

Quilt Show – Saturday, June 17 and Sunday, June 18.

We really need people for the Gibsons location. Sign up sheets will be at Resource Day or email

Noriko at norik.kaw@gmail.com

Reminder: Please bring in your sold ticket moola Resource Day.

The Gibsons legion thanked the members who worked on and donated the "Poppy" quilt by treating us to a wonderful dinner March 31/17. The Quilt looks amazing where it is hung and well appreciated by all who see it.

Another 11 quilts were taken to the hospital. They are certainly delighted to have the quilts to give out. I gather they all enjoy the decision making process of which one is selected for a baby. Sumac Place has some still on hand so, we will hold the new ones from Feb. and Mar. until needed.

Happy sewing from your **Committee:** Bernice Johnson, Liz Lacey, Maria Lodzinski, Andrea Kusebauch, Jeannette Thompson, Noriko Kawaguchi, Elizabeth Burns

JOY THROUGH GIVING = CREATING MEMORIES FOR OTHERS TO ENJOY!

SCQG – Quilt Show Challenge 2017

Your quilt is to be inspired by a traditional block which may reflect one of the many features of your community.

Your interpretation of the block could be a traditional format, modern, pictorial, collage or other. However, the original traditional block must be recognizable somewhere within your quilt.

Examples:	Log Cabin	Pine Trees	Courthouse Steps
	Flower Block	Drunkard's Path	Ocean Waves
	Bears Paw	Maple Leaf	Lady of the Lake
	Flying Geese	Arrowhead	Storm at Sea

- Your quilt must have three layers.
- The finished size must be 24" by 24".
- The edge of the quilt has to be finished but no specific technique is mandated/required—you choose.
- The name of your traditional block must be on your label.

Imagination recommended but not necessary – Have Fun!

Registration Form is on page 12 of this newsletter, on the guild website and at the next guild meeting.

What is a quilt challenge?

It is generally a contest designed to inspire a quilter by setting a theme. The theme consists of a start-off idea; here being a traditional block. Any questions call Lynda White

The Volunteer

GUILD VOLUNTEERS NEEDED—2017-2018 YEAR:

I need two volunteers to help me with the Nominating Committee.

List of Position to be filled for our Board Meeting in Sept/17 are:

Vice President— O/S

Programs and Mini Workshops – 2 more would be great 3 would be Better (Rojean will stay behind to help). So far we have: Sue Towers, Ellen Fullerton, and Marian Williamson.

Bus Trips: POSITION FILLED !

Publicity: O/S

Retreat: O/S

Quilt Show 2019: O/S

There is no better way to meet members. It seems always difficult to get Volunteers. Hopefully we could get some of our new members to take a position, and share their ideas. Please send an email or phone. It would be great to have these positions filled by next meeting. Then you wouldn't have to hear me get up and beg! Hugs,
Judi Wilson, Past President

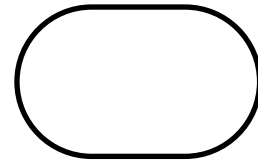
Many will be shocked to find
When the day of judgement nears
That there's a special place in Heaven
Set aside for volunteers.
Furnished with big recliners
Satin couches and footstools
There there's no committee chairman
No group leaders or car pools
No eager team that needs a coach
No bazaar or bake sale
There will nothing to staple
Not one thing to fold or mail
Telephone lists will be outlawed
But a finger snap will bring
Cool drinks and gourmet dinners
And rare treats fit for a king.
You ask: 'Who'll serve this privileged
few and work for all they're worth?'
Why, all those who reaped the benefits
And not once volunteered on earth.

Whatever worthwhile endeavor you choose,
get involved, you will be glad you did.

SCQG – Quilt Show Challenge 2017

QUILTS IN OUR COMMUNITY

Registration Form *DEADLINE APRIL 29



Your quilt must have three layers. The finished size must be 24"x24".

The edge of the quilt is to be finished, technique of your choice.

Quilts must have 'D' sleeves /facsimile for dowel hanging

The name of your traditional block must be on your Quilt Label on back.

Remember to add Registration Label to bottom, back of your quilt.

A picture of your quilt is required. Digital is OK.

NAME: _____

PHONE: _____ E-MAIL: _____

*****ENTRY INFORMATION: One form per entry.**

Title of Quilt _____

Name of the traditional block _____

Top made by _____ Quilted By _____

Check all that apply to this entry.


<input type="checkbox"/> Hand Pieced	<input type="checkbox"/> Hand Appliqued	<input type="checkbox"/> Hand Quilted
<input type="checkbox"/> Machine Pieced	<input type="checkbox"/> Machine Appliqued	<input type="checkbox"/> Machine Quilted
<input type="checkbox"/> Not for Sale	<input type="checkbox"/> For Sale	\$ _____ Price (20% to Guild)

Tell about your quilt in approx. 50 words or less. We will edit if necessary. _____

I understand that all items accepted will be displayed for the duration of the show. I understand that the Sunshine Coast Quilters Guild will take all reasonable precautions to safeguard my entry, but I assume all risks for any loss or damage sustained during the entire show period from collection to return of entries. I am responsible for any insurance coverage on my entry. I hereby give permission for my work to be photographed for possible inclusion in promotional materials. I understand it may also be published on the Sunshine Coast Guild website.

Signature _____ Date _____

HAW BLOCK FOR 2017



CUTTING INSTRUCTIONS

WHITE (NOT Cream or Beige, can be white on white as long as it shows as white)

Cut 5 squares 2 ½" x 2 ½"

Cut 4 squares 3" x 3"

Cut 1 square 4 ½" x 4 ½"

RED

Cut 8 squares assorted reds 2 ½" x 2 ½"

Cut 4 squares assorted reds 3" x 3"

Cut 1 rectangle 1 ½" x 7"

DIRECTIONS

Draw a diagonal line on white 3" x 3" squares. Place right sides together with red 3" x 3" squares. Sew a scant ¼" on both sides of drawn lines and cut on drawn line. Press and trim to 2 ½".

Turn under ¼" on long sides of red 1 ½" x 7" rectangle. Place diagonally on white 4 ½" square. Applique by whatever method you like.

Assemble maple leaf as per diagram.

Block should measure 10 ½" x 10 ½" unfinished.

SUNSHINE COAST QUILTERS' GUILD

P.O. Box 2083
Sechelt, B.C.
V0N 3A0



www.scquiltersguild.com

Guild memberships are renewed each year starting in September, and are valid until the end of May.

Memberships cost \$40 if you choose to access the newsletter on our web site.

Additional charges imposed if you prefer to have printed copies mailed to you. We welcome guests (there is a drop-in fee) and love to have new members join us.

HISTORY

In 1982 a group of women on the Sunshine Coast got together to share their love of quilting. Pat Crucil, an accomplished quilter and teacher, established this first quilt group on the Coast.

Today the Sunshine Coast Quilters' Guild is the "umbrella" organization for seven local community quilt groups from Pender Harbour to Gibsons, with a membership of 175. The guild promotes the joy of quilting on the Coast by providing enjoyment through quilt shows, classes, demonstrations and displays. We continue to meet eight days throughout our Guild year, from September to May at the Holy Family Parish Hall in West Sechelt (5700 Nickerson Road). Our meetings consist of Mini-Workshops, Business Meetings, Show and Tell, and a Program.

S.C.Q.G. LIBRARY:

A big thank you (from the Library Crew) to our membership for supporting the book sale with their generous donations and purchases.

There was an additional \$45.00 raised!

One more sale this year and what is not sold will be donated to Thrift Stores.

Please remember that books can be renewed by phone so as to avoid overdue penalties. Call Maria Lodzinski at 604-885-0721 and leave message with your name and the numbers on the front covers of the books and magazines (Titles are not necessary)

