

SUNSHINE COAST QUILTERS GUILD



Next MEETING Sept.30, 2017: Holy Parish Hall, 5700 Nickerson Drive, West Sechelt

Sept, 2017

Special Points of Interest

Next meeting: Sept 30, 2017

Doors open: 8:45 am
Mini workshop
By Lee Ewing—
Embellishing Fabric
\$5.00 cost

Business Meeting:
 11:00 am
Show & Tell
 Coffee/Snack Break,

Program:
 Trunk Show—Carol
 Bowie—My quilt
 Journey to Date.....

Executive meeting
 follows 15 minutes after the
 program ends and all members
 are welcome to attend.

Inside this issue:

Board & Group contact	2
Mission Statement	3
Past May RD Minutes	4
Past May Board Minutes	5
Aug Planning Minutes	6
Comfort Society Report	7
Program—Sept	8
Calendar of Events	14
CQA— Challenge	16
Library	18

PRESIDENT'S REPORT

Welcome back, hasn't this past summer been full of exciting times, some good and some not so good (fires and smoke, etc.). It's time now to think ahead and have some fun this year at the Guild meetings and gatherings. You will see many interesting and diverse plans outlined for the 2017-2018 year, I look forward to participating in them myself! Ask me why I cannot participate in the PhD challenge!

There will be a President's Challenge this year, the challenge will be revealed at the September, 2017 meeting; I hope that some of you will enjoy the challenge and be able to create something that will be enjoyed for many years to come. If you are not able to get to the September, 2017 meeting just send me an email and I will send you the information and directions.

HAW—for those of you that are enjoying the Hands Across The Water event in Campbell River, I'm sure that you are having a wonderful time and enjoying the company of many fine quilters. Thank you for participating in this great event.

Many thanks to the ladies who came out to the 2017-2018 planning meeting in August, I'm consistently amazed at the talent we have in this group. And as we are all volunteers, let us remember that your volunteers are doing their best with the best of intentions and please have patience with all of us.

Karen Biddlecombe



Hostess Schedule*

September 30th, 2017: 1/2 Moon Crazy's
 October 28, 2017: Fat Quarters
 November 25, 2017: Cotton Club
 January 27th, 2018: Off The Wall
 February 24th, 2018: Gone to Pieces
 March 31, 2018: Pender Harbor Piecemakers
 April 28, 2018: 1/2 Moon Crazy's
 May 26th, 2018: Fat Quarters

*When Satellite group is hosting; all members of the Satellite group are welcome to stay (no charge) and enjoy and participate in the days' activities.

Next NEWSLETTER

Deadline:

Oct. 6, 2017

Things to Remember for meeting:

**Coffee/tea cup –

*** Name Tag

**Donation to hostess group for snack

Strip Draw:

Florals (see program report)

This Month's Hostess

Group: 1/2 Moon Crazy's

Sunshine Coast Quilters' Guild 2016-2017 Board Membership

<i>Position</i>	<i>Name</i>	<i>Position</i>	<i>Name</i>
President	Karen Biddlecombe	Vice President	Deb Burton
Past President—Sunshine	Lynda White	Treasurer	Helene Johnston
Secretary	Moira Sarling	Website Admin	Sheila Macdonald
Block of the Month	Sue Lowell, Helen Bailey	Quilt Show Chair	TBD
Comfort Quilts (A) = Advisor	Jeannette Thompson, Noriko Kawaguchi, Elizabeth Byrne, Phyllis Erlenbusch, Joan Baker, Bernice Johnson (A), Andrea Kusebauch (A)	Quilt Show Committee	TBD
Membership & Merchandise	Pauline Weber, Linda Gant, Gail Junnila	Publicity / CQA Rep	Moira Sarling, Cathy Collins
Program Committee / Mini Workshops (A) = Advisor	Marian Williamson, Maria Lodzinski, Jill Bellisomo, Rojean Trent (A)	Library	Sandra LeHeup, Judith Haugen, Kathleen Bezaire, Betti McGilvery, Phyllis Argyle
Newsletter Editor/FB Newsletter Assistant	Karen Biddlecombe, Val Marus	Retreat Committee	NEEDS TO BE FILLED
Bus Trip Chair	Sharon Roye	Youth Outreach	NEEDS TO BE FILLED

Satellite Group Rep contact information:

Pender Harbour Piecemakers:

Meet at Madeira Park: Lee Ewing
604-883-2620 lewing@dccnet.com

½ Moon Crazies: Meets at Greencourt, Sechelt. 2nd Sun. 9—5
Carol Bowie 604 885-4127
quiltscrapqueen@dccnet.com

Off the Wall: Meets at Frank West Hall—Gibsons 2nd (10-1) & 4th (10-3) Thursdays

Joanne Polan 604-837-7754
joannepolan@gmail.com

Loose Threads: Meets at a members home in Sechelt area—taking turns to host. Second Thursday
Sonja Randell 604 885-7722
sonja2287@telus.net

Fat Quarters: Meet at Fibre Expressions Third Sundays 11 - 3
Nancy Climie 604-885-6745
nclimie@telus.net

Gone To Pieces:

Meets at Frank West Hall Gibsons. Second Sat of the month
Marg Kurys 604-747-2999
mail4margi@dccnet.com

Cotton Club:

Meets at Frank West Hall Gibsons 2nd Wed & 3rd Sat of the month
Linda Gant 604-886-7639
lgant@telus.net

Advertising Rates (per issue* (PI) for period Sept - May, excluding Dec):

Classified.....\$10.00 *PI
Bus card size..... \$10.00 *PI
8 issues\$50.00
¼ Page for\$14.00 *PI
8 issues.....\$90.00
½ Page\$21.00 *PI
8 issues.....\$125.00
Full Page\$42.00 *PI
8 issues.....\$200.00
One time email to all members,
.....Quilting related \$15.00
.....Commercial \$35.00

Please contact :
Val Marus:
valmarus1@gmail.com

Next Newsletter Deadline

Oct. 6, 2017

for Meeting:
Oct. 28, 2017



EuroTech
Sewing Machine Repair

ALL DOMESTIC SEWING MACHINES & SERGERS
FORMER ALBEE'S SEWING CENTRE TECHNICIAN

Factory trained by
PFAFF BERNINA ELNA HUSQVARNA JANOME

Wei Hin Ng
Service Technician
t: 604.568.1238
w: www.eurotechsewrepair.ca

Serving the Vancouver area since 1989

MISSION STATEMENT

The purpose of the Sunshine Coast Quilters' Guild is to promote the joy of quilting to the Sunshine Coast and to provide for the community's enjoyment through quilt shows, classes, demonstrations and displays.

To provide an "Umbrella Guild" for the various satellite quilting groups offering Resource Days which include workshops, demonstrations, education and speakers.

The Guild shall be a non-profit society.

The Guild's mission is to provide members with ongoing education, opportunities to share quilting experiences and knowledge, and an opportunity to provide community service. The smaller quilting groups on the Coast also provide a strong focus for the many quilters with regard to these goals. Maximizing connections between the Guild and the small groups helps share some of the energy and enthusiasm.

The Guild has a bursary program for which it is increasingly difficult to get an organization/program that meets our requirements and be able to issue dollars to a deserving person. The SCQG Secretary contacted CQA regarding this issue: here is their response:

Thank you for your email concerning establishing a bursary for youth interested in sewing/quilting.

Our Association recognizes the importance of encouraging youth in quilting and that is why we have committed to creating a robust youth program. We started with the Cantik Batik Youth Challenge several years ago and this year have expanded this youth challenge to display the submitted quilts at Quilt Canada 2017 next month in Toronto. We had 47 entrants who are all very excited to have their quilts displayed in Toronto. We are in the process of developing a more robust, multi-faceted youth program and will soon be recruiting volunteers to help us develop and implement the expanded program. At this time we do not have a bursary established however in the next year we hope to have opportunities in this program for interested guilds or individuals to contribute financially. As a member you will see information about the program in the *Canadian Quilter* magazine over the coming year. Please don't hesitate to contact us again with your ideas and questions.

Sincerely,

Carole, Carole McCarville, Executive Director, CQA/ACC

ED notes: The Comfort Society will continue to investigate avenues for distributing the bursary \$'s, until then the \$'s will be held back until we get the program back on track. If any member comes across a local program that may meet our needs please contact one of the Comfort Society or Board members.

S.C.Q.G. RESOURCE DAY MINUTES: May 27, 2017**Call to Order**

President Lynda White called the meeting to order at 11:05 a.m. Lynda thanked Pender Harbour Piecemakers for hosting.

General Meeting

It was MOVED and SECONDED that the minutes of the meeting held April 29, 2017 be approved as distributed in the Newsletter. CARRIED

Treasurer's Report: no report

Committee Reports:**Old Business:**

A reminder to Committee Heads to write up a report to pass on to the next Committee. Year End Wind Up – tickets (\$10) will be available to purchase at the Quilt Show from Lynda White.

Newsletter:

The deadline is Sept. 7, 2017 for the next Newsletter.

Block of the Month:

The block of the month was won by Betti McGilvery and Marie Malcolm. All the blocks for the next month were completely sold out.

Sunshine Rep (calls/emails):

Cards sent to Bev Butchart and Lois Anderson. Judi telephoned Nancy Climie.

Membership:

Pauline Weber reported that there were 63 members and 2 visitors in attendance. The door prizes were purchased from Carola's and won by Sharon Royce, Ann Selder and Mae Barton.

Comfort Society:

27 quilts were taken to the Sechelt Hospital, 1 quilt was donated to the Sea Cavalcade for their raffle, and 1 quilt was donated as a fundraiser to the Senior Centre who are sponsoring a family in a Refugee camp in Jordan. It is suggested that we might want to make placemats for Meals on Wheels. Patterns are available at the Comfort Society desk if anyone would like to participate. There are 1-1/2" strips available to be sewn together for donation quilts. Please pick up labels from the Comfort Society desk to sew on your donation quilts.

Program Report:

Thank you Carol Bowie for the Value of Value mini workshop this morning. Rojean Trent is the winner of the monochromatic blues in shades. The Year End Fat Quarter draw was won by Mona MacKinnon. Winners for the UFO Relay with the most accumulated points are Betti McGilvery with 807 points and Eryl Shindel with 647 points in one quilt

alone. Carol Bowie took first place for the most finished UFO's with 27 and 2nd is Juanita Wannamaker with 23 finished UFO's. Lynda White's team with 9322.93 total points will be cooking dinner for the Carol Bowie winning team with 9652.54 points.

A few spaces are available for Elaine Quehl classes July 5,6 &7. Classes now open to non members. Give Rojean a call to fill these spots. Joan Baker is doing a Jacket Workshop in November.

Today's Program is Deborah Zibrik filling in for Martha Todd who was unable to be here today. Deborah is a fibre artist who does exquisite contemporary embroidery.

Quilt Show:

We have 160 quilts, 20 Whisper Challenge and 15 Challenge quilts. Remember all quilts must have I.D. label and D-sleeve for hanging. A founding member of our Guild, Pat Crucil, will be judging our challenge quilts. Lee Ewing has made ribbons for 1st, 2nd and 3rd. Jean Whitehead applied for and received a \$750 grant from the Sunshine Coast Credit Union. Our vendors will be Stitch n' Bobbin, A Threaded Needle and Wool Penny Rugs and our three local shops will be providing discounts. Invites went out to all quilt stores and quilting guilds as well as local shops. Please bring sweet or savory items but no loaves please as they are hard to serve. Sharon Royce and Priscilla Hendriks are looking after the kitchen. Quilts will be received on Friday at the Indian Band Hall between 11 and 1 p.m. and quilts will be sorted and hung between 12 and 2 p.m. Quilts will be picked up on Sunday between 4-6 p.m. We still need volunteers for white glove, take down and Friday receiving quilts. Nancy Climie will be on Saturday Admission Desk and Linda Gant will do Sunday. Cash box and cash float will be available. Raffle ticket sales end at 2 p.m. on Sunday and the draw will be at 3 p.m. 47 items have been received to date for the Silent Auction and Market. Donated books for sale at the quilt show can be dropped off on Friday, set up day. Problem solvers during the Show are Sue Lowell and Lynda White. No quilt will leave the premises until it is checked out by the Registration Committee.

New Business:

There was an article published in the Zoom magazine about the Sunshine Coast Quilt Guild. Andrea Wilson was congratulated on her Prime Minister's Award of Excellence for Early Childhood Education. Our Policies and Job Descriptions were reviewed by Lee Ewing, Carol Bowie and Judi Wilson. These were distributed to the membership and a vote was held.

It was MOVED and SECONDED that the revisions be accepted as circulated. CARRIED

S.C.Q.G. BOARD MINUTES: May 27, 2017

Present:

Lynda White, Lee Ewing, Moira Sarling, Sue Lowell, Rojean Trent, Carol Bowie, Judi Wilson, Marg Kurys, Pauline Webber, Deb Burton, Marian Williamson, Karen Biddlecombe, Andrea Wilson

Call to Order

Lynda White called the meeting to order at approx. 1.20 pm. It was MOVED and SECONDED that the minutes of the Executive meeting held April 29, 2017 be approved as circulated in the newsletter. CARRIED

New Business:

Our storage facilities this past year had a leak and it was proposed we move these items to Nova Dawn Enterprises (where our other items are currently stored) at a revised cost of \$125/month for 5 years with a proviso that either party can give 2 months notice to cancel the agreement. It was MOVED and SECONDED by the Board. CARRIED

Old Business:

June 24/17 Windup Party – a discussion on the details of the Wind Up took place. Pizza, salad, fruit platters and cake was decided on and various members took on responsibility to pick up the food for the meeting. There will be a 50/50 draw, a balloon & other games, door prizes and Fat ¼ lottery. 56 tickets have been sold and members will be able to purchase tickets at the Quilt Show.

Block of the Month:

All blocks were sold out every month.

Program:

Cost of Presenters has risen so this will need to be taken into account when making up the new budget for next year. Presenters travelling from Vancouver need to reserve their spot on the ferry. One mini workshop will be offered each Resource Day. We will be losing Fibre Expressions workshop so we will have to look for a new space for Workshops.

Comfort Society:

A list of services we donate to and the number of quilts donated will be supplied at a later date.

Membership:

It will not be necessary for returning members to fill in new registration forms if there are no changes. The old ones will be available and the new date will be put at the top of the sheet

Group Reports:

½ Moon Crazies – Making purses on frames on June 4 with Sheila MacDonald.

Cotton Club – no report

Gone to Pieces – the bowl workshop never took place, maybe Programs would like to consider doing this workshop.

Pender Harbour Piecemakers – no report

Fat Quarters—will be losing their meeting space at the end of June

Quilt Show:

Next Meeting is June 15 at 10 a.m.. Please let Judi know if you are attending.

A reminder for the Committee reviewing Policies and Job Descriptions Parts 3 & 4 (required annually) that the registration for a Quilt Show states that members only can exhibit a quilt.

Meeting adjourned at 2:30 pm

2017 QUILT RAFFLE DRAW WINNER:



S.C.Q.G. PLANNING MEETING Aug 29/17 held at 9327 Stephens Way, Halfmoon Bay**Present:**

Lee Ewing, Deb Burton, Marg Kurys, Sue Lowell,
Pauline Webber, Karen Biddlecombe, Moira Sarling,
Carol Bowie, Noriko Kawaguchi, Val Marus

Meeting called to Order at 1:30pm**Secretary:**

2 items of correspondence

BC Registries require online info to be filed by
November 2018, K. Biddlecombe & M. Sarling to
complete

Bylaws to be forwarded to the Secretary by L. Ewing
or C. Bowie to be filed on the Secretary's computer.

Treasurer:

Not available but a reminder to Committees that
budgets will be required asap

Expenses for Quilt Show should all be turned in

President:

There will be a President's Challenge and the info
was turned over to the Program Committee

Rental of the hall will be going up to \$275/mo. from
\$250

Vice President:

Responsible for purchasing the 8 sets of door prizes
for 3 gifts each month \$75 max.

Comfort Society:

Report attached

Publicity:

The Local and Coast Reporter will be advised of our
speakers with the expectation that the info will be
publicized.

Membership:

Currently we have 117 members

Last year's registration forms will be used again for
returning members, checking for any updates of
info

Past President and Vice President will greet and
welcome new members/guests

Newsletter

Send the newsletter to the Satellite Groups

Advertisement renewals are coming in

Website

K. Biddlecombe has taken over the payment of this
service.

Block of the Month

There will be 20-25 kits available each month at \$5

This program has been sold out each month and
supports itself

Program

The Board members were very enthusiastic about the
plans for the year ahead. Sept. report is attached

New Business:

It was suggested we have 50/50 \$'s draws

Guidelines for the Sunshine Job were discussed

K. Biddlecombe ran thru the list of duties for annual/
monthly meetings

Meeting was adjourned at 4:05 p.m.

Have you ever dreamed of owning a long
arm quilting machine, but could never
justify the cost?

Well here's your opportunity!

I'm downsizing (again) and have to give up
my beloved Tin Lizzie 18.

It's about eight years old and in excellent
working condition. **The best part: I'm
asking only \$2,500 for it.**

If you're interested, please call Joan Harvey,
604 – 885-4789, or email
ilmharvey@gmail.com

It could be yours!

COMFORT SOCIETY REPORT: YEAR END REPORT

I'm so grateful for my experience with the Comfort Society this year. I have made some tremendous friends, and it felt so good to give quilts to our community, especially when you get to see the look on their faces, and they can see the love of our members and non-members through their talents of sewing.

The Comfort Society has a healthy balance in the bank and will be turning some of the \$'s over to the Guild, along with the \$500.00 from the bursary which was returned to us from the Fraser Valley University as it will be held for the Comfort Society awaiting a decision for where we can donate this money to the best advantage.

This year the Comfort Society gave quilts to:

The Sechelt Hospital—Baby Quilts & Hats	Sumac Place in Gibsons - for their residents
The Pender Harbour Fire Department—crisis/accidents	Yew Transition House—Pillow Cases & Quilts
Community Services—Quilts for Christmas for families	Bellies & Babies—Sechelt/Gibsons program for babies
2 different Midwives on the coast—quilts/baby hats	Victim Services—supporting those in crisis
Seniors Centre in Sechelt—raffle Quilt	The Black Boot fundraiser—raffle quilt
The Wildlife Rescue—raffle Quilt	Ronald MacDonald House—Canada 150 CQA project
Members in our Community—who were in crisis personally, and physically	

Baby quilts handed out this year = 108

Other Quilts handed out this year = 28

At 2 guild meetings we sorted through material donations and cut fabric down to help with the storage of fabric and to make it easier for members putting together quilts, this was super helpful and fun to do.

I would like to thank the other members from the Comfort Society, who were there on meeting days to hang quilts, to make up quilting kits, measure out batting, put labels on, and to deliver the quilts to those requesting them and for the raffle that was done for our recent Quilt Show. I had such fun behind our desk at the meetings with Bernice Johnson and Liz Lacey, it was a great year.

Bernice Johnson thank you for your time on doing the financial stuff as well as storing the quilts and entering the quilts into a computer system, that process helped stream line things and organize.

Thank you to Karen Biddlecombe for printing out labels, and helping us buy batting and storing it (we have 1 roll of batting currently in use and 2 more stored for future use), as well as helping us with advertising and signs.

This year is the year we should be doing something like a quilt bee, although the feelings are that a slower process is recommended so we are able to keep our great quality standards up. Any suggestions are welcome! Perhaps, we could have one quilt at a time on the go that people could help with on regular Resource Days?

The strip quilt on the go needs to be reviewed as to whether it is viable or not.

Having each quilter add the label has been a huge help! The Comfort Society has really blossomed and we are all enjoying making quilts. The labelling had become laborious, so this has been welcomed.

The Comfort Society would like to thank the members and non members of our guild who have donated their time and energy into supporting the Comfort Society, we thank you.

Sincerely Andrea Wilson

JOY THROUGH GIVING = CREATING MEMORIES FOR OTHERS TO ENJOY!

September, 2017 PROGRAM

NEW YEAR NEW CHALLENGES So much to tell you!

Your committee for 2017/2018 heard you loud and clear: **CHALLENGES!** So here's the run down for the coming year:

STRIP DRAW – each month will be a strip draw. Four 2.5 inch selvage to selvage strips = one entry into this monthly draw. **FLORALS** is the September 2017 draw. Draw to be made during the business meeting.

NEW WHISPER CHALLENGE/ NEW RULES - Sign up Sept. 30/17. You will be randomly put into teams of 4. Start after October 28. First person has free range so in November they will describe their creation to the second person in ten minutes or less. Each person is to mimic the descriptions. No props, just talk. May 26/18 will be the big reveal. Let's see how we all interpret things differently or the same.

MYSTERY SCRAP QUILT CHALLENGE. - Sign up Sept. 30/17 to get your first set of instructions. The big top reveal will be May 26/18.

EARN YOUR PhD aka "Projects Half Done" (a take-off from the successful UFO 2016/2017 challenge) - Sign up on Sept. 30/17. You will be randomly put onto a team. Bring your list of Projects Half Done on Oct. 28/17.

UGLIES CHALLENGE – this will start on Oct. 28/17. Bring three or four of your ugliest fat quarters (or equivalent amounts) on Oct. 28/17 to get your first directions, rules, timelines, and info about the prizes. Dig out those pieces you have deemed too ugly to use and have some fun!

Apr. 28, 2018 will be the second **Iron Quilt Challenge Day**. Want to be part of a team to plan this? Let us

know.

We are looking for members to do a seasonal **"Make & Take"** - Roundabouts! **Nov. 25/17**. Do you have an idea to share?

NEW THIS YEAR!!!! The program committee has set aside 10 minutes after the business meeting for **SIGN UP TIME**.

If you can't be at the meeting to sign up, no problem. Just email your interest within the week after the Resource Day
marianwilliamson@hotmail.com

MARK YOUR CALENDAR

Your program committee has planned the following three workshops for 2017/2018. Briefly they are:

Sat. Nov. 18 & Sun. Nov. 19/17 – back by popular demand, **Joan Baker's Quilted Jacket**. Cost \$60.00. Limited to the first 12 people to register and pay. Joan will hold a brief meeting at the **Oct. 28/17** Resource Day (during mini workshop time) to help you prepare.

Sat. Mar. 3 & Sun. Mar. 4/18 Catherine Nicholl's new workshop "An Improbability of Pufins"

(www.ravenstthread.com/workshops)
Second day will be a workshop on free motion quilting your project. Cost: \$100.00. Limited to the first 12 people to sign up AND pay.

Sun. May 27/18 – Terry Aske will present **CIRCLES, CIRCLES, CIRCLES**
(www.terryaskeartquilts.com)
Fee: \$100.00

2017 – 2018 Resource Day Program.

Sept 30/17—our very own **Carol Bowie trunk Show**
"My Quilt Journey to date..."

Oct. 28/17 - **Karen Johnson** Trunk Show;

Nov. 25/17 - **"Seasonal Roundabouts"**, a make and take day;

Feb. 24/18 - **Martha Todd**, Trunk Show;
May 26/18 – **Terry Aske** trunk show.

2017 – 2018 Mini Workshops.

Sept 30/17—Embellishing Fabric by **Lee Ewing**

Oct. 28/17 - **Pleated/folded dimensional elements**;
Jan. 27/18 – **wool embroidery**;
Feb. 24/18 – **Needle Felting**;
Mar. 31/18 – **paper piecing**;
May 26/18 – **Boro Stitching**.

See you in September!

Marian Williamson
marianwilliamson@hotmail.com

Ellen Fullerton

efullerton@telus.net

Maria Lodzinski

Text 604-989-0431

Rojean Trent krtrent@telus.net

Jill Bellisomo 5bells@telus.net



SCQG WORD SEARCH FUN

JustWordSearch.com

K T B A S T I N G S A L O R A C N E
 H R X B A C K I N G T E A C H E R S
 T V H V W Y F D Z Q I V J R T B Q L
 J E S X L G T T A L T L I U Q O T F
 Q H L X I H E O C E W L R P T B Z P
 P D F D I L D P X R R K L B W B T F
 O X T M E Z E P L E P H K E Y I E Z
 G M B C G E F P L T S G T V D N C M
 A L I C N A N J I R E U E I Z J A H
 E P S S F W S Q F E W M T T E N F H
 I P W F H O X T I A E V T U X O E I
 B R D M B H B J R T A E G C U H F E
 A O V F E S E M U S S B I E L I A W
 T G K G G T I K A Y Y W P X A H C W
 T R N X J L N W G T E P M E E S A D
 I A G E E I E M E M B E R S B Z W R
 N M F D Q U V R A Q Q E S G C I J Y
 G T K K C Q R E T R A U Q T A F W A

THIMBLE
 EXECUTIVE
 QUILTSHOW
 QUILT
 MEMBERS
 NEEDLE
 BASTING
 BACKING
 PFAFF
 PROGRAM
 TOP
 BOBBIN
 OMISH
 THREAD
 SEWEASY
 AURIFILL
 TEACHERS
 FATQUARTER
 CAFEFACET
 RETREATS
 CAROLAS
 BATTING

IMPORTANT ANNOUNCEMENT

MEMBERSHIP—2017-2018 YEAR

IF YOU WERE A MEMBER OF THE GUILD DURING THE 2016-2017 YEAR YOUR PRIOR MEMBERSHIP FORM WILL BE AVAILABLE AT THE SEPTEMBER 2017 RESOURCE DAY FOR REFERENCING.

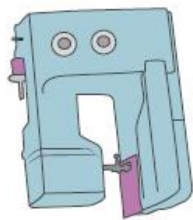
IF THERE IS NO CHANGE TO YOUR INFORMATION:

NAME,
 ADDRESS,
 EMAIL,
 PHONE #,

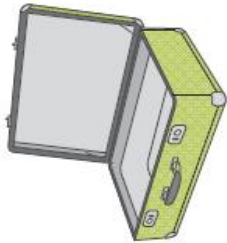
SATELLITE GROUP INFO

A NEW FORM WILL NOT BE REQUIRED, THE MEMBERSHIP TEAM WILL RECEIVE YOUR 40\$'s AND ISSUE YOU YOUR 2017-2018 MEMBERSHIP CARD (see back page for fees)





WHAT TO PACK: SEWING RETREAT



SEWING, CUTTING, PRESSING

- ☐ Rotary cutter
- ☐ Scissors
- ☐ Small cutting mat
- ☐ Ruler
- ☐ Sewing machine (including foot pedal and power cord!)
- ☐ Neutral thread (plus colors needed for specific projects)
- ☐ Prewound bobbins
- ☐ Pins and pincushion
- ☐ Needle threader
- ☐ 1/4-inch foot
- ☐ Walking foot
- ☐ Zipper foot
- ☐ Seam ripper
- ☐ Shelf liner to put under machine
- ☐ Wide rubber bands to hold foot control in place
- ☐ Spray bottle for water (to use at ironing station)
- ☐ Wooden seam presser
- ☐ Portable pressing surface
- ☐ Mini iron
- ☐

EXTRA, EXTRA

- ☐ Extra sewing machine needles
- ☐ Spare rotary cutter blades
- ☐ Fabric basting glue
- ☐ Fusible web
- ☐ Marking tools
- ☐ Specialty rulers or acrylic templates
- ☐ Freezer paper
- ☐ Interfacing
- ☐ Batting
- ☐ Container or tool caddy
- ☐ Notebook and pencil
- ☐
- ☐

ASK IF YOU NEED TO SUPPLY:

Bedding, towels, blow dryer, extension cords, large cutting mat, iron, or ironing board. If you'll be walking between buildings, don't forget umbrella, flashlight, and boots.

GETTING COMFY

- ☐ Extra lighting
- ☐ Snacks (fruit, veggies, nuts, and cheese)
- ☐ Water
- ☐ Layers of clothing
- ☐ Slippers
- ☐ Plastic cup with a cover
- ☐ Cushion or special chair
- ☐ Your own pillow
- ☐
- ☐
- ☐
- ☐

MORE RETREAT TIPS:

- Kits are great for retreats, everything is in one bag ready to go. Make sure you include the instructions.
- For extra special retreats, make signature blocks and have each attendee sign one. Put them together in a wallhanging for a memento.
- As a courtesy to other attendees, ask before you post any photos to social media. Someone may be working on a special project they don't want shared or they may be in their jammies (yes, all day!) and don't want their photo shared.
- Bring handwork for when you are tired of sewing at your machine.



What to look for in a high-quality Cotton piecing thread.

An excellently pieced seam requires skill as well as good components. One of the major components of a good seam is the thread. Most quilters prefer cotton thread for piecing because cotton has a high heat tolerance and is therefore iron-safe. Cotton is also softer and more pliable than most other fibers.

Here is what to look for in a quality cotton piecing thread:

- 1. Twist.** The twist should be consistently smooth and quite tight. Hold the thread up to the light. If you see bumps in the thread or inconsistent twisting, it is not high quality. These bumps, or slubs, will get caught in the tension disc and in the needle which will result in lint buildup and a weakened thread as they are snagged. They will also add unwanted bulk to the pieced portions, resulting in not-so-flat seams.
- 2. Fuzz factor.** If you hold the thread up to the light and see no fuzz at all, that's bad. Either the thread isn't cotton or it is a glazed cotton. Glazed threads are for hand quilting, not machine piecing or quilting because the glaze rubs off in the tension disc and other areas and gums up the machine. If you see a lot of fuzz and uneven amounts of fuzz along the strand, it is not a quality thread. If you see a very small amount of fuzz and the thread is consistently smooth, that's a good one.
- 3. Thread thickness.** Cotton thread is almost always either a 2-ply or 3-ply thread. A high quality 2-ply thread can be stronger than a lower quality 3-ply thread due to the fibers and the processing. A thin, smooth thread will make the best seam because it lies flat in the fabric. Therefore, assuming the quality is the same, a 50 wt. cotton thread will make a better seam than a heavier 40 wt. cotton thread. When pressed, the finer thread will make a better seam and the points will match up better.
- 4. Strength.** A non-glazed, fine cotton thread will not win any strength contests by itself. However, because the average stitch length for piecing is 12 stitches per inch, the strength is in the stitching. A high-quality 50 wt. cotton is the perfect piecing thread.
- 5. Piecing with matching colors.** I saw a beautiful quilt that had what looked like pencil marks next to all the seams. I wondered why the quilter didn't erase them. Upon closer examination, what I was seeing was a gray thread showing through a yellow fabric. Had the quilter pieced with a matching yellow thread, it would have not been noticeable. Although many think that white, cream, and gray threads are the only necessary colors for piecing, matching the piecing thread color to the fabric really does make a big difference.

THE CLOTH SHOP ~ 35 years old!!!

Visit us and be inspired!



THE CLOTH SHOP

Granville Island
104~1551 Johnston Street Vancouver
604.224.1325 1.877.224.1325
www.theclothshop.com
Instagram [theclothshopvancoover](https://www.instagram.com/theclothshopvancoover)

Fibre Expressions Quilt Shop

LOTS OF NEW ARRIVALS!

Freshly Picked for your kitchen decor!
Placemat panels & more!
Beautiful City Scape Panels in 2 colorways
with many coordinates for framing.

CHRISTMAS IS COMING!

We have Traditional and Modern
Christmas Fabrics in stock now.

CLASSES WILL BE ON THE WEBSITE SOON!

Watch your email for more information!

www.fibreexpressions@hotmail.com

604-885-6677

www.fibreexpressions.com

Hamels FABRICS & QUILTING

Canada's Largest Online Quilt Shop

www.hamelsfabrics.com

- Fabrics
- Books
- Patterns
- Notions
- Quilting Kits
- Quilting Clubs
- Block of the Months

FREE
SHIPPING!

Canadian orders
of \$200!



Toll Free Order Line : 1-877-774-2635
Email: hamelsfabrics@shawcable.com
5843 Lickman Rd., Chilliwack, BC V2R 4B5

Come see us for
pattern enlargements
& reductions

OPEN
Mon-Fri
9:00-5:00

Enjoy our same day service for
printing/copying, fax/scanning, laminating,
photo enlargements, art canvas
& so much more!

Visit us at:

#2 - 5647 Cowrie Street
in Sechelt

www.coastcopy.ca
info@coastcopy.ca





Sew Easy

**Alton Toth
Jenny Margueratt**

604-885-2725

Located in Trail Bay Mall
5755 Cowrie St
Sechelt BC

e: seweasy@dccnet.com
www.seweasy.ca

WOODPECKER RIDGE STUDIOS
Longarm & Custom Quilting with a
Contemporary Flair

**Tess Strauss 778-689-1564
Gloria Nidzgorski 604-729-5134**



Woodpecker Ridge Studio
1647 Field Rd
Sechelt, BC V0N 3A1
Open 10:00 to 5:00 Monday to Saturday
woodpeckerridgestudios7@gmail.com



Snip & Stitch
SEWING CENTRE
NANAIMO

#1-4047 Norwell Drive
Nanaimo, B.C. V9T 1Y6

"Like" us on facebook
Snip & Stitch Sewing Centre

Follow us on twitter
@snipandstitch

Follow us on Instagram
@KathySchroter





**Join us for our
New Saturday Deals!**

1st Saturday: 20% off All Reg.
Merchandise
3rd Saturday: 20% off All
Pre-Cuts
Last Sat.: Buy 1 Get 1 50% off
See Store for Details



**FIBRE WORKS
STUDIO & GALLERY**

fibreworksstudio12887@gmail.com

www.fibreworksgallery.com

604-883-2380 12887 Sunshine Coast Hwy (the
yurts)

Madeira Park, Gallery/Studio Hours: Wed—Sunday :11am to 5pm and by appointment

Mark your calendar - Opening Reception – meet the artists Saturday, Sept 16/17 2 to 4 pm
'Four Elements' by Joanne Weis, KY continues through until Oct. 29/17

Artists in residence: Janna Marie Vallee—Sept 26-28, Penny Steward, Barby Paulus & Yvonne Stowell Sept 21-24, Sue Dove & Jill Denton Sept 11-15 and Sharon Roye, Anne Gregory, Elena Fraser, Marilyn Wiebe Oct 1-3

Workshops: (to register call 604-883-2380 or email fibreworksgallery@telus.net)

Jill Denton, UK: *Slow Felted Treasures* Sun to Tues Sep 17 to 19, 2017 10 am to 4 pm \$450 plus gst

Due to cancellation, there is 1 space available in this workshop.
This workshop will be all about creating beautiful and meaningful textured pieces of handmade felt, using merino wool, silks and fabric.

Sue Dove *Multi media design/textile* Sat & Sun Sep 09 & 10 10 am to 4 pm \$320 plus gst

Starting with a simple, effective and very easy collage exercise on paper, using old magazines and oil pastels. Developing further with the process into a small mixed media painting /artwork , which can then be the starting textile piece.

Jill Denton, UK: *Sculptured Felted Hats* Wed Sep 20 10 am to 4 pm \$160 plus gst

Choose your style, whether a pull-on beanie, cloche, ruched, traditional brim or wonderful flowery creation – make it in a day using just merino wool, silks, soap and water.
Be prepared to work hard but also have lots of fun and a great wearable outcome.

For full class descriptions go to our website at: www.fibreworksgallery.com

CALENDAR OF EVENTS - SHOWS:

Batiks And Uniques—Quilt retreat at Camp Homewood at Quadra Island; - Oct 9—14/17

Jacqueline de Jonge from the Netherlands—Be Beautiful series. \$1150 Cdn all meals, snacks, room & teaching.
Contact Leslie Grabove @ info@batiksanduniques.com
Or www.batiksanduniques.com

Chilliwack Quilters' Guild—Oct 20-21/17 (5-8:30pm and Sat 9-4)

Chilliwack Alliance Church 8700 Young Rd, Chilliwack
Admission \$5 (husbands free)
Contact: Lynne Thiessen 778-808-0624

CQA—Quilt Canada 2018 May 31—June 2, 2018 Vancouver, BC

Parksville Quilthouse Quilters Guild— Parksville, BC June 22—24/18 Theme BeDazzled



FREE PATTERN/INFO DOWNLOADS:

<https://www.apqs.com/wp-content/uploads/2017/08/Daystar-Quilt-2017-Pattern-from-APQS.pdf>

http://www.mccallsquilting.com/content_downloads/BestDayEverWebBonus-v3.pdf

<https://www.patsythompsondesigns.com/free-downloads.htm>

<http://www.supermomncape.com/the-secret-in-your-thread-spool/>

<http://quiltingdigest.com/conquer-machine-tension-problems/>

<https://www.deborahwirsu.com/setting-up-your-machine-for-free-motion-stitching/>

<http://quiltingdigest.com/must-know-tips-for-caring-for-rotary-cutting-mats/>

<http://www.thelittlemushroomcap.com/free-motion-quilting-problems-solution/>

<http://mightydistractable.blogspot.ca/2012/05/log-cabin-block.html?m=1>


<http://www.with-heart-and-hands.com/2007/05/making-quillow.html?m=1>

<http://www.canoeridgecreations.com/2013/02/double-fold-binding-tutorial-part-one.html?m=1>

http://diyeverywhere.com/2017/01/31/watch-how-to-quilt-the-attic-window-pattern-video-written-instructions/?src=glp_58805&t=syn

<https://quiltingjetgirl.com/2014/06/17/tutorial-free-motion-quilting-part-i-drawing/>

Why the Hell did somebody make me a Quilt?! By deejay79: It seemed like just an ordinary day. Ok, maybe it's your birthday. Heck, maybe it's only Thursday. In any case, this unexpected....package...shows up at your door. You didn't order anything.



You suspiciously eye the layer of packing tape that has encrusted what you're pretty sure was once a cardboard box. Being ever so careful, you saw through it with the nearest razor blade, and little by little, the mystery—and the gift—starts to unfold. It's something made of fabric. Hot pink and zebra print fabric, to be exact. It's not awful—at least, it wouldn't be if you were a 12-year-old girl....other than, perhaps, yourself at twelve years old...

As you pull it out of the packaging, you realize....someone has given you a quilt. You don't understand. How did this happen? WHY did this happen? And what could possibly be an appropriate response? Chances are, you are the loved one of a creative person. Many people might receive such a gift from an aunt or grandmother, or in some cases a distant cousin or friend. (If the gifter was your Mother, I certainly hope this doesn't need to be explained to you.)

In any case, what you have received, whether it is spot-on, or a million miles away from being, exactly, "you," is a gift of love. It may not feel like it right now, but allow me to explain.

Today, quilting is big—among quilters. Everyone else is in varying strata around the quilters, ranging in levels of understanding from "I totally get it!" to...."So....why on earth would you cut fabric apart and....and....and....sew it back *together*?" Like many creative endeavors, but maybe in some ways, more so—quilting quickly becomes an obsession. Almost an addiction. It's visual, it's tactile, and it's a way to create things—lots of them—all different, all with your own personal stamp, and all over the country and world. It's hard to explain if you're not involved. But, once you're a quilter, it's all you want to do.

So, let's tie this affront to your eyeballs back to where it came from.

First, the quilter has an innate desire—a NEED—to create, and spends plenty of time doing it. She also does not have unlimited storage space where she can hang onto her work for the rest of her natural life. That said, a quilt takes a good amount of time and monetary investment to create. You were chosen as a recipient NOT because you "didn't have one yet." If you have received a handmade gift from its maker, you are very special to that person, and are considered worthy of such an investment of time. Most quilters know and love a lot more people than they ever have the resources to make a gift for—even in their lifetimes. Often, they do this kind of work for hire, which limits their "recreational quilting" even further.

"Seriously though....can you at least explain the zebra print?!?"

When someone sets out to make you a quilt, they do it with you in mind, start to finish. A lime green scrap in the border might remind her of the dress you wore to prom in high school. The zebra print was included because it kind of looks like that fuzzy thing hanging from the rearview mirror in your car. The violet section in the middle is there because she remembers how much you love purple, and while she was stitching it, she thought about how Halloween is your favorite holiday, and wonders which haunted houses you'll be hitting this year—if she doesn't already know.

She remembers the decor in your living room, and thinks of how well the chosen color scheme will go with it. She added that wine bottle print to the backing knowing how much you love a good Cabernet, and thinking about how much receiving this gift will lift your spirits while your new husband is overseas. While she's sprawled out on the floor, pinning the top, batting, and backing together, she is thinking about that four-hour dinner you had at Chili's when you first became friends.

Making a quilt for someone is not just work of the hands, but of the mind. Whether or not it actually shows in the piecing or fabric choices, this was a journey for the quilter, and one she took with you. She is now handing it over into your care, and hoping that you'll understand this is the best way she can give herself to you in her physical absence.

Quilting sometimes becomes the language at which the creator is her most articulate. It isn't meant to create any sort of obligation for you, (if you boiled it down to dollars and cents, it could be the most "expensive" gift you'll ever receive), but more an expression of gratitude. A quilt made especially for you may just be the quilter's way of thanking you for your presence in her life, and letting you know that who you are, and what you are or have been to her is valued....nothing more or less complicated than that.

So, this piece of loving art before you...you don't have to put it on your bed, or display it proudly in a prominent place if you really aren't fond of how it looks. But respond to her knowing all you've just read. If you can't thank her for the quilt itself, thank her for her time, and her love. Ask her about the process and what it was like to make it. Let it bring you closer. It's unlikely that she wants you to enshrine it in a glass case on your living room wall, but instead to curl up under it when you're watching a movie in the dark (...where you won't even SEE it). Snuggle under it with your fur babies, or your baby-babies. Take it to a football game to warm up a cold seat on the bleachers, and wrap yourself in it when you're having a bad day and need to feel loved. Then give it another gaze. Think again about your quilter friend or relative and the you-focused energy required. If somehow it wasn't before...isn't it suddenly beautiful?

The Big Quilt Bee was a huge success with 2,614 finished quilts, an estimated 3,000 quilters participated in the project and contributed approximately 17,430 hours, and there were 90 volunteers over 4 days of the Quilt Canada 2017. This far exceeded the expectations of the CQA. A big thank you to all who participated.

CQA/ACC 2018 Quilted Postcard Challenge:

This challenge is open to the public. You may submit as many entries as you wish.

- Finished dimensions are 6"w x 4"h.
- Three construction layers: top, batting and/or stabilizer, backing fabric
- Design: All styles & techniques encouraged, traditional, contemporary, modern, fibre art, abstract, pieced, hand embroidered, thread play etc.
- Edging: all edges to be finished
- Label: sewn to back of postcard with your name and location

Deadline: to be eligible for judging, entries must be mailed by May 1 2018 to Karen Killins-Robinson, 1423 Haida Rd, Duncan, B.C. V9L 5P4

Postcards will be displayed at Quilt Canada 2018 in Vancouver. Each postcard will be for sale for \$5 each and will be taken at time of purchase.

Prizes: 1st Place \$500,
2nd Place \$300,
3rd Place \$200,


Excellence in thread use by machine \$250,

Excellence in thread use by hand \$250.

All proceeds from postcard sales will be donated to Children's Hospital.

Respectfully submitted,

Moir



CQA/ACC 2018 Quilted Postcard Challenge

Challenge Theme: *Inspired by Nature!*

Canada's natural bounty is a source of inspiration for quilters from coast to coast. Participants are invited to celebrate their regional uniqueness and beauty in a postcard!

Eligibility: Open to the public. You may submit as many entries as you wish.

Finished dimensions: 6" wide x 4" high.

Three construction layers: top, batting and/or stabilizer, backing fabric.

Design: All styles and techniques encouraged: traditional, contemporary, modern, fibre art, abstract, pieced, hand embroidered, thread play, etc.

Edging: All edges to be finished.


Label: Sewn to back of postcard with your name and location.

Deadline: To be eligible for judging entries must be mailed by May 1, 2018 to:
Karen Killins-Robinson
1423 Haida Rd.
Duncan, BC V9L 5P4

Note: Postcards will be accepted after May 1, but will not be eligible for judging.

Postcards will be displayed at Quilt Canada 2018 in Vancouver, BC. Each postcard will be for sale for \$5.00 each and will be taken at time of purchase.

Sponsored by:



Prizes:
First Place: \$500
Second Place: \$300
Third Place: \$200
Excellence in thread use by machine: \$250
Excellence in thread use by hand: \$250

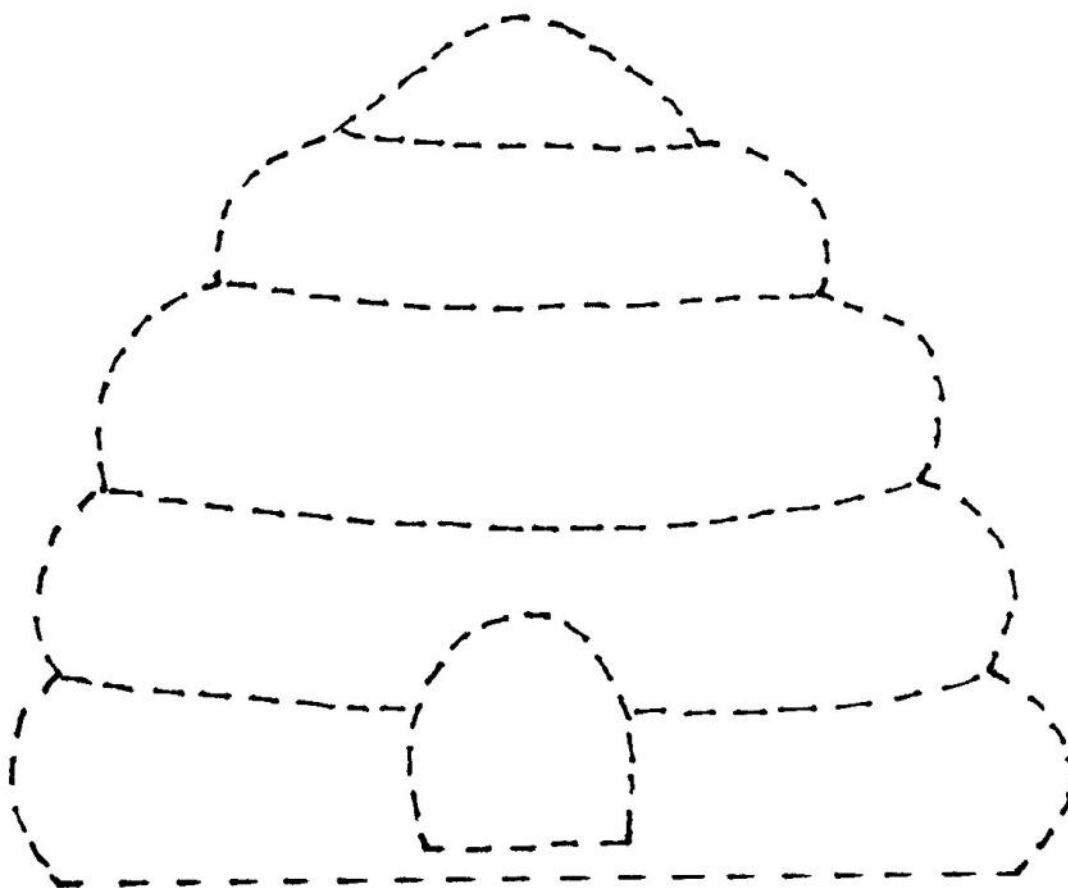
All proceeds from postcard sales will be donated to the BC Children's Hospital. ♦

52 CQA/ACC Autumn 2017

DESIGN OF THE MONTH—FREE PATTERN—compliments of Victoriana quilt Designs

Design of the Month

~ Bee Hive ~



With compliments from

Victoriana Quilt Designs

© 2017 www.victorianaquilt designs.com

SUNSHINE COAST QUILTERS' GUILD

P.O. Box 2083
Sechelt, B.C.
V0N 3A0



www.scquiltersguild.com

Guild memberships are renewed each year starting in September, and are valid until the end of May.

Memberships cost \$40 if you access the newsletter on our web site. Additional charges to cover postage imposed if you prefer to have printed copies mailed to you. We welcome guests (there is a nominal drop-in fee) and love to have new members join us.

HISTORY

In 1982 a group of women on the Sunshine Coast got together to share their love of quilting. Pat Crucil, an accomplished quilter and teacher, established this first quilt group on the Coast.

Today the Sunshine Coast Quilters' Guild is the "umbrella" organization for seven local community quilt groups from Pender Harbour to Gibsons, with a membership of 117. The guild promotes the joy of quilting on the Coast by providing enjoyment through quilt shows, classes, demonstrations and displays. We continue to meet eight days throughout our Guild year, from September to May at the Holy Family Parish Hall in West Sechelt (5700 Nickerson Road). Our meetings consist of Mini-Workshops, Business Meetings, Show and Tell, and a Program.

S.C.Q.G. LIBRARY

There is an ever-escalating number of overdue books. Please check carefully to see if you are amongst the 'forgetful' ones.

Over the summer a list of outstanding materials will be compiled - borrowers initials only- as a gentle reminder to those of you who have fostered books and magazines that should be available to all our members.

Thank you to the membership for so generously supporting our Library with donations and purchases.

Please remember that books can be renewed so as to avoid overdue penalties. Call anyone on the Library Committee and they will take down the details.

