

SUNSHINE COAST QUILTERS GUILD



Next MEETING Mar 31st, 2018: Holy Parish Hall, 5700 Nickerson Road, West Sechelt

March, 2018

Special Points of Interest

Next meeting: March 31st, 2018

Doors open: 8:45 am

Mini Workshop: \$5.00
fee starting 9:30 am
Foundation Paper
Piecing—Pauline Weber
*bring: needle/thread/
scissors

Business Meeting:
11:00 am

Show & Tell
Coffee/Snack Break,

Program: Trunk Show
by: The Fat Quarters
Satellite Group with a
very special reveal

Executive meeting
follows 15 minutes after the
program ends and all members
are welcome to attend.

Inside this issue:

Board & Group contact	2
Past Feb RD Minutes	3
Past Feb Board Minutes	3
Bus Trip	3
Program—March	4
Comfort Society Report	9
Calendar of Events	13
2 Surveys: Retreat/Show	14
Library	16

PRESIDENT'S REPORT— *Karen Biddlecombe*

Well my goodness that was a first! Cancellation of a meeting due to inclement weather—who would have thought it could happen.

However, that is indeed what occurred in February as we were snowed out. It did allow me to spend the day in my Studio enjoying a quilting day but I truly missed the camaraderie Guild day brings.

So there are 2 Important surveys for you to review, complete and hand in. A Retreat survey and a Quilt Show Survey—see page 14.

In Addition, an email was sent out re: Bus Trips— see page 3.

We have an urgent requirement for a 'web master'. The web master is moving if you have this type of interest OR if you know someone who could assist us (husband, brother, friend etc.) please contact Sheila MacDonald—see page 3.

Please review the Hostess Schedule—all groups are moved down a month—and ensure its noted at your group.

I'm ready for Spring now aren't you?



Hostess Schedule*

March 31, 2018: Gone to Pieces
April 28, 2018: Pender Harbour Piecemakers
May 26th, 2018: 1/2 Moon Crazies
Sept. 29th, 2018: Fat Quarters
October 27th, 2018: Cotton Club
November 24th, 2018: Off the Wall
January 26th, 2019: Gone to Pieces
February 23rd, 2019: Pender Harbour Piecemakers

*When Satellite group is hosting; all members of the Satellite group are welcome to stay (no charge) and enjoy and participate in the day's activities.

Next NEWSLETTER

Deadline:

April 5, 2018

Things to Remember for meeting:

**Coffee/tea cup –

*** Name Tag

**Donation to hostess group for snack

Strip Draw = 4 x 2 1/2":

THEME: Pastels

This Month's Hostess Group: Gone to Pieces

Sunshine Coast Quilters' Guild 2017-2018 Board Membership

<i>Position</i>	<i>Name</i>	<i>Position</i>	<i>Name</i>
President	Karen Biddlecombe	Vice President	Ada Yeo
Past President—Sunshine	Lynda White	Treasurer	Helene Johnston
Secretary	Moira Sarling	Website Admin	Sheila Macdonald
Block of the Month	Sue Lowell, Helen Bailey	2019 Quilt Show Chair	Karen Biddlecombe
Comfort Quilts (A) = Advisor	Jeannette Thompson, Elizabeth Byrne, Phyllis Erlenbusch, Joan Baker, Bernice Johnson (A), Andrea Kusebauch (A)	Quilt Show Committee	TBD
Membership & Merchandise	Pauline Weber, Linda Gant Gail Junnila	Publicity / CQA Rep	Moira Sarling, Cathy Collins
Program Committee / Mini Workshops (A) = Advisor	Marian Williamson, Maria Lodzinski, Jill Bellisomo, Ellen Fullerton, Shel Hein, Jude Grebeldinger Rojean Trent (A)	Library	Judith Haugen, Kathleen Bezaire, Betti McGilvery, Phyllis Argyle
Newsletter Editor/FB Newsletter Assistant	Karen Biddlecombe Val Marus	Retreat Committee	Announcement coming
Bus Trip Chair	Sharon Royce	Youth Outreach	NEEDS TO BE FILLED

Satellite Group Rep contact information:

Pender Harbour Piecemakers:

Meet at Madeira Park: Lee Ewing
604-883-2620 lewing@dccnet.com

½ Moon Crazies: Meets at Greenecourt, Sechelt. 2nd Sun. 9—5
Judi Wilson 604-885-2343 and Eryl Shindel 604-885-0276

Off the Wall: Meet at Frank West Hall—Gibsons 2nd (10-1) & 4th (10-3) Thursdays

Joanne Polan 604-837-7754
joannepolan@gmail.com

Loose Threads: Meet at a member's home in Sechelt area—taking turns to host. Second Thursday Sonja Randell
604-885-7722 sonja2287@telus.net

Fat Quarters: Meet at 11:30-3:30 Lutheran church 4607 Whitaker Road; Third Sundays
Rita Hunt 604-885-3601

ritamhunt49@gmail.com

Gone To Pieces:

Meet at Frank West Hall Gibsons. Second Sat of the month
Marg Kurys 604-747-2999
mail4margi@dccnet.com

Cotton Club:

Meet at Frank West Hall Gibsons 2nd Wed & 3rd Sat of the month
Linda Gant 604-886-7639

Advertising Rates (per issue* (PI) for period Sept - May, excluding Dec):

Classified.....\$10.00 *PI
Bus card size..... \$10.00 *PI
8 issues\$50.00
¼ Page for\$14.00 *PI
8 issues.....\$90.00
½ Page\$21.00 *PI
8 issues.....\$125.00
Full Page\$42.00 *PI
8 issues.....\$200.00
One time email to all members,
.....Quilting related \$15.00
.....Commercial \$35.00

Please contact :
Val Marus:
valmarus1@gmail.com

Next Newsletter Deadline

April 5, 2018

for Meeting:
April 28th, 2018



EuroTech
Sewing Machine Repair

ALL DOMESTIC SEWING MACHINES & SERGERS
FORMER ALBEE'S SEWING CENTRE TECHNICIAN

Factory trained by
PFAFF BERNINA ELNA HUSQVARNA JANOME

Wei Hin Ng
Service Technician
t: 604.568.1238
w: www.eurotechsewrepair.ca

Serving the Vancouver area since 1989

S.C.Q.G. RESOURCE DAY MINUTES: February 24, 2018**S.C.Q.G. BOARD MINUTES: February 24, 2018**

No minutes as February 2018 meeting cancelled due to inclement weather.

Bus Trip to CQA

Good morning Ladies.....Because we were forced to cancel the February Resource Day, I'm having a bit of a problem organizing a bus trip (trips) to CQA in Vancouver.



The date is May 31 with a second trip possible on June 2nd. We will do the extra trip on June 2 only if there is enough interest.

The cost would be \$55.00 which includes bus and ferry. My understanding is that it's \$17.00 admission to the event, which you would be responsible for. **Please send me a short e-mail if you are interested .**

The Fee will be due on March 31 at Resource Day in order to finalized the plan.

Thanks so much. Sharon Roye

sharon_roye@hotmail.com

WEBMASTER NEEDED:

We have received notification that our Assistant Web Master is moving—we have a short deadline to find a replacement.

Do you or do you know of anyone who has these types of skills OR are interested in learning these skills please contact Sheila MacDonald at heronrock@telus.net as soon as possible.

MARCH, 2018 PROGRAM ACTIVITIES

WELCOME TO SPRING! (sorry about February's cancellation – we were too optimistic about spring!)

MARCH 31, 2018 RESOURCE DAY PROGRAM:

WE HAD PLANNED TO HAVE THE FINAL SIGN UP FOR THE IRON QUILTER CHALLENGE (April 28th Resource Day) AT THE Feb. RESOURCE DAY. Obviously that did not happen SO PLEASE EMAIL ME NOW IF YOU WANT TO ASSURE A SPACE ON A TEAM.

marianwilliamson@hotmail.com

Five teams of 5 or 6 quilters work together through twists and turns to each produce a lap/baby quilt all in one day. If you aren't lucky enough to be on a team, it is also a spectator sport! Cheering is important! Teams and preparation instructions to be announced at March's Resource Day. Don't miss out on this fun day.

MINI WORKSHOP – Foundation Paper Piecing with Pauline Weber (\$5.00 – no kit fee) Please bring needle, thread, & scissors. Learn to use the “add-a-quarter inch” ruler.

STRIP DRAW – Pastels Four 2.5 inch selvage to selvage strips = one entry into monthly draw.

A TRUNK SHOW BY The Fat Quarters Satellite Group with a very special reveal.

MARCH 3 & 4, 2018 – AN IMPROBABILITY OF PUFFINS

Wow, it was an inspiring workshop in the lovely park setting at Eric Cardinal Hall in Gibsons. Thanks to Catherine Nicholls for her guidance and encouragement AND all the little tips too. The puffins took on a life.....a fantastic workshop!!!

UPCOMING WORKSHOPS:

Tues. Mar. 13 & Wed. Mar. 14/18 (second workshop) - “An Improbability of Puffins” with Catherine Nicholls. (www.ravensthread.com) Taking a waiting list now in case of cancellation.

Sun. May 27/18 – Terry Aske will present **CIRCLES, CIRCLES, CIRCLES** (www.terryaskeartquilts.com) Fee: \$100.00. Sixteen signed up. **A VERY FEW SPACES STILL OPEN.**

CHALLENGE UPDATES:

WHISPER CHALLENGE – continues. Final participant on each team, please connect with the third team member. Reveal May 26th Resource Day (contact: Marian Williamson)

MYSTERY SCRAP QUILT CHALLENGE - please ask Rojean for the final instructions. (contact: Rojean Trent) The reveal day for the quilt tops will be April 28th Resource Day.

EARN YOUR PhD aka “Projects Half Done” – Do we see some competition happening?!!! Who will be the Doctor (PhD)? (contact: Rojean Trent) Results May 26th Resource Day

MARIA'S PLUG UGLIES CHALLENGE – Having fun! (contact: Maria Lodzinski) Reveal May 26th Resource Day.

So looking forward to the results of all the Challenges!!!

Marian Williamson
marianwilliamson@hotmail.com

Ellen Fullerton efullerton@telus.net

Shel Hein shel.hein@gmail.com

Maria Lodzinski Text 604-989-0431
Jude Grebeldinger jgrebel@gmail.com

Rojean Trent krtrent@telus.net

Jill Bellisomo 5bells@telus.net



Puffins coming to life



Almost ready to take off – hey wait, they need some eyes.



A little closer to take off – they have some eyes now.



Some free motion advice

Article by: Owen's Olivia (<http://owensolivia.blogspot.ca>) This post is in no way to influence you to one brand or another. I was not paid by any thread company for this post.

After purchasing my first sewing machine, it sparked a desire to learn more about sewing thread quality since I suffered from a lot of issues with my last machine. There are hundreds of sewing threads to choose from, and I find it to be a bit overwhelming. Though my BERNINA came with Mettler thread, I have heard great things about Aurifil, and I couldn't wait to try it out on my machine. But it got me thinking about why the Mettler brand came with my machine. Does it meet BERNINA standards? Or is there a contract between Mettler and BERNINA? Or does my BERNINA dealer favor Mettler above all other brands? And what is the fuss about Aurifil? Is it really that great? How do these brands compare to those available at JoAnn Fabrics?

I must preface by saying I am in no way a thread expert. I just wanted to know a little more about the threads I was using and reading about on other blogs. I decided the only way I could really tell the quality of a thread was to visually examine it, feel it between my fingers, and handle it in my machine. Today, I will share with you what your thread looks like under a microscope. Unfortunately, I cannot help you with the feel of the thread nor how it handles in a particular machine since we all use a variety of sewing machines.

I gathered up 28 different sewing threads from JoAnn Fabrics, a longarm quilting specialist, and a few from my own sewing box. There are hundreds of threads out there, and it is not in my financial favor to buy every thread possible. But I am hoping you will find this post helpful in the least.

WHY IS LINT AN ISSUE?

Lint or dust can cause issues down the road for almost any machine. When you dry clothes, lint comes off in the dryer. The same thing happens when your thread runs through a needle. Usually, you will see lint collect around the feed dogs, the bobbin case, and above the needle. Lint is an inevitable enemy in sewing, but choosing the right, high quality thread for your machine can help reduce it. If your machine is not cleaned regularly, your machine will perform less effectively. Lint can absorb oils, which can wear out your machine. Lint will become compacted over time too if not taken care of causing further issues with your machine.

Loosely twisted threads and thread breaks contribute to lint. If you have tried several brands of sewing thread on your machine, you are sure to notice some brands produce more lint than others. I notice this when my BERNINA dealership uses Mettler thread. There's always a bit more lint and dust than I am used to. That doesn't necessarily mean Mettler is a bad brand, but with my machine, it produces more lint than I care for.




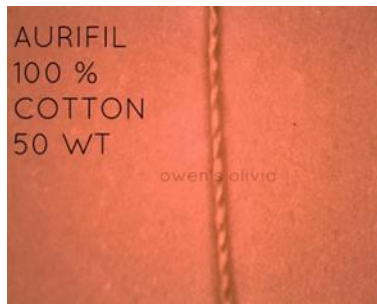
QUICK VOCABULARY

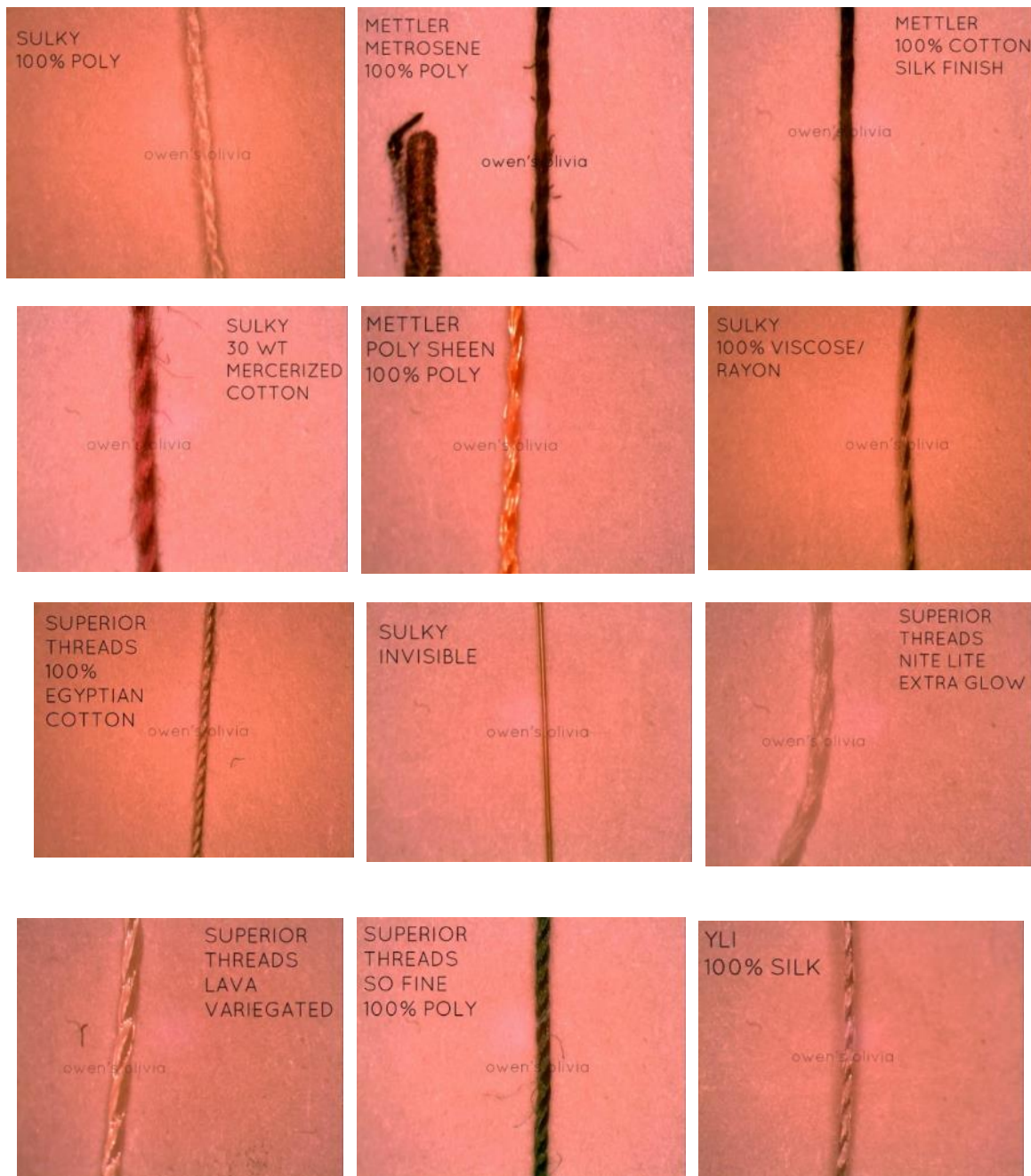
I didn't want to write a post about the technical side of thread selection, but if you are new to sewing or do not understand the different types of sewing/quilting threads available go to: <https://www.wikihow.com/choose-sewing-thread>

SO WHAT DOES YOUR THREAD LOOK LIKE UNDER A MICROSCOPE?

All photos were taken by my husband with a microscope. (Thank you!) When you are looking at these photos, check for loose fibers, how many twists it has, and how smooth the thread is.

Some specialty threads were used just for the fun of it. I thought you might enjoy seeing synthetics as well.





WHAT THREAD DO I USE?

after reading this post, you may be wondering what thread I sew with. I use Aurifil, but it looks like Gutermann and Superior Threads will be included in my next thread purchases. I will continue to sew with Aurifil. I get little lint from Aurifil, and it doesn't break on me when I am sewing at higher speeds, but I can't wait to see what the other brands do in my machine. There were lots of brands I was not able to get my hands on for this post, and I am sorry if yours was not included.

HELPFUL RESOURCES FOR FURTHER READING

<http://www.amefird.com/technical-tools/thread-education/thread-science/>



Still not sure about the twist? Here I have collaged Mettler, Aurifil, and Superior Threads next to one another, so you can visually see what a tighter twist looks like. All are 100% cotton.

Superior Thread Guarantee

Okay, so it may seem like I am pushing Superior Threads on you guys, and I want you to know that I am not. I do want you to know that I like Superior Threads. I like them because they are so matter-of-fact. No bull crap. No beating around the bush. They tell you how it is, and they offer a wide array of information *that is easy to find on their website*. They do a lot to educate the consumer whether it's on their website or YouTube. You can apply this knowledge to other brands to help you make the best decision for you and your machine.

Here's their guarantee, which also explains what you should look for in high quality thread:

“In the thread world, the highest quality thread should be guaranteed to work--even metallic thread. We absolutely guarantee all Superior products. If one does not work as intended, we'll buy it back. Quality thread should be smooth, free of bumps or slubs, without excess fuzz, and have a tight, smooth, consistent twist. It will keep your machine much cleaner which means fewer problems for you. If you could view a variety of threads through a magnifying glass, you would be amazed at the difference. The real test is in using it. You and your machine can tell the difference.”

Comfort Society Report

This month, we gave 4 quilts to welcome the Syrian family relocating to the Sunshine Coast, 17 baby quilts to the hospital, and 5 to the Hospice which were so thankfully received. Shorncliffe adult daycare program joyfully received 14 placemats. They were excited by the variety of fabrics and designs and those placemats will be used for discussion and reminiscence.

We have a form to be submitted if there is a request from an organization for a quilt donation (for a raffle, a special need, etc.) This information allows the committee to consider each request fully.

If you need quilt labels or donation forms, please pick them up at our table at resource day.

Thank you -- Cervia Nutbrown and Nancy Climie for sewing on labels; guild members for your wonderful quilts and fabric donations; you hardworking CS committee members; and folks who step up at resource day to help out!



Some of the donations from January's Resource Day!

WORD SEARCH FUN
A SPECIAL MESSAGE
FROM YOUR PRESIDENT

ACROSS

AMISH
BASTING
BATTING
BEE
BIAS TAPE
BUTTON
CIRCLES
CRAZY QUILT
DESIGN WALL
EMBROIDERY
EXECUTIVE
FAT QUARTERS
FIBRE ARTS
IRON
LAP
LONG ARM QUILTER
MEMBERS
MINI
MISSING
NEEDLE
PAPER PIECING
PFAFF
ROBERT HOFFMAN
RULER
SEW
SHOP
SLEEVE
TABLE RUNNER
TEACHERS
TEXAS STAR
TOP
TOPSTITCH

DOWN

BABY QUILT
CAROLAS
COMFORT SOCIETY
DOWEL
FIBRE EXPRESSIONS
FUN
FUSIBLE WEBBING
JUDGING
KAFFE FASSETT
LOG CABIN
PIN
PLAY
PRAIRIE GIRL
PROGRAM
QUILTER
QUILT SHOW
RETREATS
SCISSOR
SEW EASY
STITCH RIPPER
STRAIGHT PINS
SUNSHINE COAST QUILTERS GUILD
THIMBLE
THREAD
T PINS

*There are no spaces between
the words in this word search

NOTE: ONCE YOU HAVE FINISHED:
TRANSFER THE COLOR CODED LETTERS TO THE
APPROPRIATE COLORS TO REVEAL THE MESSAGE



THE CLOTH SHOP ~ 35 years old!!!
Visit us and be inspired!



THE CLOTH SHOP

Granville Island
104~1551 Johnston Street Vancouver
604.224.1325 1.877.224.1325
www.theclothshop.com
Instagram theclothshopvancover



Tula Pink's 22 New Beautiful Bright Solids are now here!! Her new 25th Anniversary Line "*All Stars*" will be here soon!! Check our website, Instagram, or Facebook page for the arrival date!

Chloe by Northcott Studios also now in store and online.

#1-5647 Cowrie St. Sechelt

www.fibreexpressions.com

604-885-6677



Canada's Largest Online Quilt Shop

www.hamelsfabrics.com

- Fabrics
- Books
- Patterns
- Notions
- Quilting Kits
- Quilting Clubs
- Block of the Months


FREE
SHIPPING!

Canadian orders
of \$200!



Toll Free Order Line : 1-877-774-2635
Email: hamelsfabrics@shawcable.com
5843 Lickman Rd., Chilliwack, BC V2R 4B5

Come see us for
pattern enlargements
& reductions



Enjoy our same day service for
printing/copying, fax/scanning, laminating,
photo enlargements, art canvas
& so much more!

Visit us at:

#2 - 5647 Cowrie Street
in Sechelt

www.coastcopy.ca
info@coastcopy.ca





Sew Easy

**Alton Toth
Jenny Margueratt**

604-885-2725

Located in Trail Bay Mall
5755 Cowrie St
Sechelt BC

e: seweasy@dccnet.com
www.seweasy.ca

**WOODPECKER RIDGE STUDIOS HAS BEEN
REBORN AS WILDFLOWER QUILTING STUDIO!**

Business hours are most days 10-5, but call before
coming just in case I had to step out for awhile.

WILDFLOWER QUILTING STUDIO

1647 Field Road, Sechelt, BC V0N 3A1

Tess: 778-689-1564 wildflowerqs@gmail.com



Snip & Stitch
SEWING CENTRE
NANAIMO

#1-4047 Norwell Drive
Nanaimo, B.C. V9T 1Y6

"Like" us on facebook 
Snip & Stitch Sewing Centre

Follow us on Instagram 
@KathySchroter

Exciting news in March:
Worldwide Quilting Day
Saturday March 17, 2018
Find out what
we have in store!

**FIBRE WORKS
STUDIO & GALLERY**

fibreworksgallery@telus.net

www.fibreworksgallery.com

604-883-2380 12887 Sunshine Coast Hwy (the yurts)

Madeira Park, Gallery/Studio Hours: Wed—Sunday :11am to 5pm and by appointment

March 31st 2pm - 4pm **OPENING RECEPTION:** "A Fine Line" by Fibre Art Voices exhibit continues through to May 13th

April 8th 10am - 4pm **Fibre Shed Day @ FibreWorks:** A celebration of the process from sheep to shawl hosted by our local Sunshine Coast Fibre Shed. There will be demonstrations, hands on activities, sales of natural dye plants, various fibres and more... a wonderful day for the entire family.

April 14th & 15th 10am - 4pm **Gel Printing & Collage -- Jennifer Love:** Learn how to make quick and beautiful prints on paper using a gel plate. This class is suitable for beginners and those who want to stretch their gel printing skills a little further. On the second day we will scratch the surface of what can be done with your fabulous printed papers - creating cards or small art works. Students will need to bring their own gel plate, paper and a small selection of acrylic paints. Jennifer will supply lots of extra tools, paint colours and cards. Cost -- \$216 + gst

April 21st 10am - 4pm **Painting with Wool -- Donna Goulette**
Using a barbed needle and fluffy wool fibres you will create a 2 dimensional "painting" that you can choose to frame or incorporate into another work of art. No experience is necessary to participate in this one day exploration of needle felting. All materials to complete your piece are included: the wool fibres, a prefelt base, one firm foam pad base and one barbed needle to take home. You will have the choice to try out a multi-needle tool with an option to purchase one of your own to take add to your kit. Cost -- \$125 + gst

ONGOING: WEDNESDAYS -- 9:30am -3:30pm -- Weavers Circle led by Master Weaver, Mary Bentley
(Year Round ~ there will be no weaver's circle: May 16, 23, 30): **SUNDAYS -- Slow Sundays 12pm -- 4pm** (April -- October)

LAST THURSDAY of EVERY MONTH -- Spin In 10am -4pm (Year Round)
The Studio is home to the Sunshine Coast Spinners & Weaver's Guild spin-ins on the last Thursday of every month. Bring your wheel and something for the potluck table to share for lunch.

CALENDAR OF EVENTS - SHOWS:

Fraser Valley Modern QG—CreativFestival
Tradex Abbotsford, Mar 16—17, 2018

All In Stitches Quilt Guild—Everett Quilt Show
2000 Hewitt Ave, Everett, WA
April 26—28/18
www.allinstitcheswa.org
Contact: allinstitches2016@gmail.com

In Stitches—Cariboo Piecemakers —Williams Lake
April 28—29, 2018
\$5.00/day under 12 free
Sat 10-6; Sun 10-4
Contact: kytam-test@shaw.ca

Quilted Expressionz—Penticton Trade and Convention Centre, BC May 5 and 6/18 10-6 and 10-4
Admission \$7.00
Contact: Diane Schlamp 250-497-2027
email: dianesch@telus.net
<http://www.pentictonquilters.com>

Langley Quilters Guild—George Preston Rec Centre,
20699-42nd Ave, Langley May 11—12/18 10-8 & 10-5

CQA—Quilt Canada 2018
May 31—June 2, 2018
Vancouver, BC

Lions Gate Quilters Guild—Capilano University
Sportsplex 2055 Purcell Way, N Van
June 8-9/18 hours: 9-5 \$6 under 12 free
Contact: lionsgatequiltersguild.com

BeDazzled Parksville Quilt show—

Parksville, BC June 22—24/18
Fri & Sat: 10-6 and Sun 10-3
Admission \$8.00; \$15 for 3 day pass
Contact: parksvillequiltshow2018@gmail.com
Wwww.parksvillequiltshow2018.com

Modern Quilt Showcase—Vancouver Modern
Quilt Guild Aug 25-26/18:
The Pipe Shop 115 Victory Ship Way Sat 12-8, Sun
10-5 \$7.00 Contact: krista.hennebury@shaw.ca



Nominating Committee!

This coming year—Sept/18—May/19 there will be openings for the following:

- Vice President
- Youth
- 2 or 3 more volunteers for the Quilt Show Committee

Please remember it's only volunteers from the membership that make up our Guild. If you're interested, or just "thinking about it", contact

Lynda White, 604-741-9901



PICK ME ! PICK ME! PICK ME!

Retreat Survey: Please fill in so your committee can plan an event for you.
By filling in this questionnaire your committee can then investigate locations and finalize costs.

		Yes	No
	Are you interested in a retreat		
1.	Retreat in the fall		
2.	Retreat in the spring		
3.	Retreat off coast: 3 nights, three days \$500 -\$600		
4.	Retreat on Coast: 3 nights – three days \$325 -\$450		
5	Teacher - classes of some sort: Probably add \$50 to each of the above		
6	Large – 35 – 40 persons		
7	Small – 15 – 20 persons		
8	Bedding and meals supplied		
9	Supply own bedding – meals supplied		
10	Helping with the catering		
11	Retreat Monday to Thursday		
12	Retreat over a weekend		
Suggestions			

Thank you - Sherri Coulthard, Phyllis Sutherland, Lynda White, and Lois Anderson

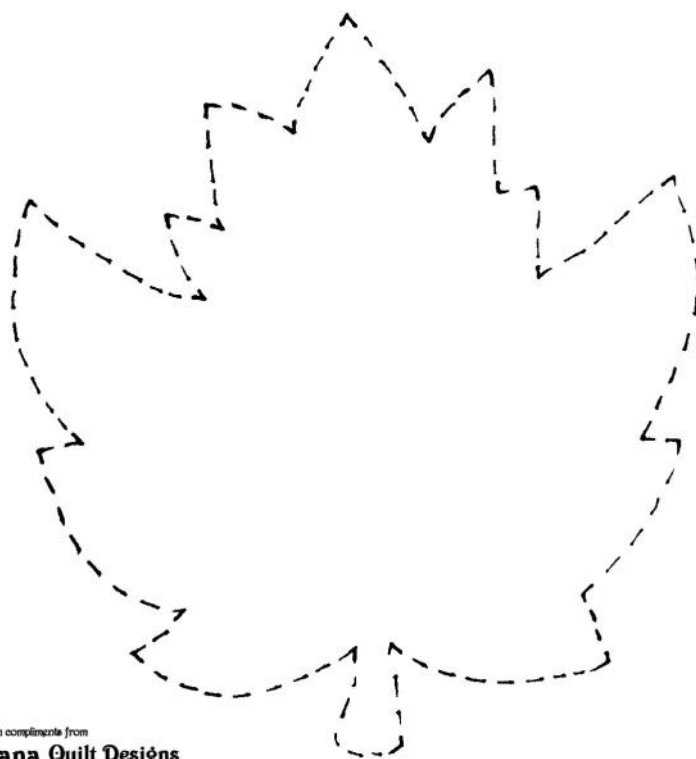


Quilt Show Survey: Please fill in so your committee can plan an event for you. By filling in this questionnaire your committee can then investigate & secure locations and finalize costs.

		Yes	No
	Are you interested in a Quilt Show		
1.	Quilt Show in the Spring of 2019		
2.	Quilt Show in the Fall of 2019		
3.	2 day show Friday & Saturday (setup Thursday)		
4.	2 day show Saturday & Sunday (setup Friday)		
5	KISS: smaller show like the 2017's show setup		
6	LARGER show in larger venue, venue TBD and includes teacher(s), Judging		
7	LOCATION: Sechelt SIB hall (where 2017 show was) Restrictions: lower number of quilts accepted		
8	LOCATION: Holy Parish Hall (where the guild meets) Restrictions: show not held on a Sunday and Spring date is preferred by the Hall.		
9	LOCATION: Gibsons - TBD		
10	LOCATION: Sechelt – TBD		
11	Vendors		
12	Silent Auction		
13	Admission Cost: Includes a snack		
14	Admission Cost: student reduced cost		
Suggestions			


DESIGN OF THE MONTH—
FREE PATTERN—compliments of

Design of the Month ~ Maple Leaf ~



With compliments from
Victoriana Quilt Designs
© 2017 www.victorianaquiltdesigns.com

Design of the Month ~ Rose ~



With compliments from
Victoriana Quilt Designs
© 2017 www.victorianaquiltdesigns.com

SUNSHINE COAST QUILTERS' GUILD

P.O. Box 2083
Sechelt, B.C.
V0N 3A0



www.scquiltersguild.com

Guild memberships are renewed each year starting in September, and are valid until September 30 of the following year.

Memberships cost \$40 if you access the newsletter on our web site. Additional charges to cover postage imposed if you prefer to have printed copies mailed to you. We welcome guests (there is a nominal drop-in fee) and love to have new members join us.

HISTORY

In 1982 a group of women on the Sunshine Coast got together to share their love of quilting. Pat Crucil, an accomplished quilter and teacher, established this first quilt group on the Coast.

Today the Sunshine Coast Quilters' Guild is the "umbrella" organization for seven local community quilt groups from Pender Harbour to Gibsons, with a membership of 117. The guild promotes the joy of quilting on the Coast by providing enjoyment through quilt shows, classes, demonstrations and displays. We continue to meet eight days throughout our Guild year, from September to May at the Holy Family Parish Hall in West Sechelt (5700 Nickerson Road). Our meetings consist of Mini-Workshops, Business Meetings, Show and Tell, and a Program.

S.C.Q.G. LIBRARY

Please remember that books can be renewed so as to avoid overdue penalties.

Call Phyllis Argyle at 604-885-3285 and she will take down the details.



The Quilter (submitted by Nancy Clime)

How steady are your grace-filled hands As they tirelessly take the
remnants Of what we tend to discard as useless, Creating a pattern of
surprising unity.

You bring together these isolated events Into a meaningful design of
wholeness, Finding amid our turmoil and struggle Enough goodness to
bind them together.

O Quilter of what we deem worthless, Show us what we do not easily see.

Today : I look for the pattern of THE QUILTER IN MY LIFE...

Joyce Rupp