

SUNSHINE COAST QUILTERS' GUILD

P.O. BOX 2083, Sechelt, BC V0N 3A0

www.scquiltersguild.com

SUNSHINE COAST QUILTERS' GUILD



Next MEETING Feb. 29th, 2020 Holy Family Parish Hall, 5700 Nickerson Road, West Sechelt

Feb, 2020

Special Points of Interest

Next meeting:
Feb 29th, 2020

Doors open: 8:45 am

MINI WORKSHOP: 9:30
Photo Transfer – Karen
Biddlecombe

Business Meeting:
11:00 am

Show & Tell
Coffee/Snack Break,

Program: Trunk Show
Stitch and Bobbin -
Stephanie Perrins **AND**
'FAN' Display

Executive meeting
follows 15 minutes after the
program ends and all members
are welcome to attend.

Inside this issue:

Board & Group contact	2
Past Jan RD Minutes	3
Past Jan Board Minutes	4
Jan/Feb Program	5 & 6
CQA Report	7
Shows: Calendar	9
President's Challenge	9
Article	11
Library	12
Membership Info	12

PRESIDENT'S REPORT— Rojean Trent

I would like to start by thanking and praising Gone to Pieces for their outstanding trunk show. It was inspiring and fun to watch.

We live in an amazing arts community here on the Sunshine Coast. As a Guild we have an opportunity to apply for community grants. I would like to do this for our next quilt show in May of 2021. The letter of intent is due this month. The grants require a lot of detailed work and time. A quilt show committee is very important to the success of the grant. Please consider being on the committee ASAP. Contact me if you are interested.

QuiltingHub.com is an American website that has done a study of the quilting economy and future. They say the average quilter is 63 years of age, female, well educated with an annual income of 95,900US dollars. The under 45 years of age Quilters attend less quilt shows and rely heavily on online services. This includes education, purchases and inspiration. With time constraints the dedicated under 45 spend an average of 10 hours a week on quilting. So how can we attract younger members to our guild? We need them! Should we form a small temporary committee to look into this? Let me know what you think.

I love the hustle and bustle of the quilt meetings but, I also realize I get so busy with my own stuff I don't slow down to really listen to others. We are a wonderful and diverse group of individuals with different ideas and opinions. Please be aware of what and how we say things to others. We can never know all the time what is happening for others. Please continue to make our guild a kind and warm gathering that it strives to be. I am honoured to be a part of such a great group of quilters.

Thanks for being here! *Rojean*



Hostess Schedule*

February 29th, 2020: Gone to Pieces
March 28th, 2020: Pender Harbour Piecemakers
April 25th, 2020: 1/2 Moon Crazyes
May 30th, 2020: Fat Quarters
Sept. 26th, 2020: Cotton Club
Oct. 31st, 2020: Gone to Pieces
Nov. 28th, 2020: Pender Harbour Piecemakers
January 30th, 2021: 1/2 Moon Crazyes

*When the Satellite group is hosting all members of the Satellite group are welcome to stay (no charge) and enjoy and participate in the day's activities.

Next NEWSLETTER

Deadline:

Mar 6th, 2020

Things to Remember for meeting:

**Coffee/tea cup –

*** Name Tag

**Donation to hostess group for snack

Fat Quarter Draw

THEME: Food

This Month's Hostess Group:
Gone to Pieces

Sunshine Coast Quilters' Guild 2019-2020 Board Membership

<i>Position</i>	<i>Name</i>	<i>Position</i>	<i>Name</i>
President	Rojean Trent	Vice President	Kim Thompson
Past President / Sunshine	Val Marus	Treasurer	Helene Johnston
Secretary	Moira Sarling / Darlene Finch back up	Website Admin	Elizabeth Byrne
Block of the Month	Donna Thompson, Janet Thornton, Vicky Kay	2021 Quilt Show Chair	Chair or Co-Chairs needed!
Comfort Quilts	Jeannette Thompson, Lois Anderson, Joan Baker, Jean Whitehead, Marie Malcolm, Janet Flumerfelt, Linda Child, Andrea Wilson, Lynda White	Quilt Show Committee	TBD—please feel free to step forward :)
Membership & Merchandise	Pauline Weber, Grace Whitelock, Mona MacKinnon	Publicity / CQA Rep	Moira Sarling, Marg Kurys
Program Committee / Mini Workshops	Marian Williamson, Maria Lodzinski, Jude Grebeldinger, Darlene Finch, Nancy McMurdo, Trish Sayer	Library	Betti McGilvery, Phyllis Argyle, Eryl Shindel, Louise Keats
Newsletter Editor & FB / Newsletter Assistant	Karen Biddlecombe Val Marus	Retreat Committee	NEEDS TO BE FILLED
Bus Trip Chair	Sharon Roye	Youth Outreach	NEEDS TO BE FILLED

Satellite Group Rep contact information:

Pender Harbour Piecemakers:

Meet at Madeira Park: Lee Ewing
604-883-2620 lewing@dccnet.com

½ Moon Crazies: Meets at Senior Centre, Sechelt. 2nd Sat. 9 - 4
Judi Wilson 604-885-2343 and
Eryl Shindel 604-885-0276

Loose Threads: Meet at a member's home in Sechelt area—taking turns to host. 1st & 3rd Thursday: 10 - 2 Sonja Randell
604-885-7722 sonja2287@telus.net

Fat Quarters: Meet at Lutheran Church 4607 Whitaker Road; 3rd Sundays: 11 - 3
Rita Hunt 604-885-3601
ritamhunt49@gmail.com

Gone To Pieces:

Meet at Frank West Hall Gibsons.
Second Sat of the month
Linda Evans clevans7@eastlink.ca

Cotton Club:

Meet at Frank West Hall Gibsons
2nd Tues & 3rd Sat of the month
Linda Gant 604-886-7639
lgant@telus.net

Advertising Rates (per issue* (PI) for period Sept - May, excluding Dec):

Classified.....\$10.00 *PI
Bus card size..... \$10.00 *PI
8 issues\$50.00
¼ Page for\$14.00 *PI
8 issues.....\$90.00
½ Page\$21.00 *PI
8 issues.....\$125.00
Full Page\$42.00 *PI
8 issues.....\$200.00
One time email to all members,
.....Quilting related \$15.00
.....Commercial \$35.00

Please contact :
Val Marus:
valmarus1@gmail.com

Next Newsletter Deadline
March 6th, 2020

for Meeting:
Mar. 28th, 2020



S.C.Q.G. RESOURCE DAY MINUTES: Jan 25th, 2020

Call to Order

Rojean Trent called the meeting to order at 11:00 am. She thanked Cotton Club for hosting. The hostess at the next meeting is Gone to Pieces.

It was MOVED and SECONDED that the minutes of the meeting held Nov. 30th, 2019 be approved as circulated in the Newsletter.

CARRIED

Correspondence

Irene Davy from Gibson's Wildlife would like to thank all those who donated items for their Silent Auction in November.

Treasurer's Report:

Funds were made available to those at the meeting.

Old Business:

Sylvia Stratton Memorial is being held this afternoon at the Watermark.

New Business:

None

Committee Reports:

Block of the Month:

Lesley Hancock won the B of the M. All the blocks were sold for this month.

Library:

No report.

CQA:

Quilt Canada, June 18-20, 2020 in Edmonton has the following featured challenges.

Member Guild Challenge is "Gateway to Adventure". Each CQA Member Guild selects one winner from their Guild to enter this challenge. If there is more than one entry we will have a viewers' choice at the **February** resource day as the deadline is April 15. Contact Marg Kurys if you are participating in the Guild Member challenge.

CQA Cont'd:

Quilted Postcard Challenge theme is "Inspired by Nature" and is a fund raiser event.

Finished dimensions 4"x6" with 3 layers: top, batting or stabilizer & backing. Postcards received after May 1, 2020 are welcome but no longer eligible for judging. Prizes awarded from \$200 to \$500. Cindy Scraba's You Tubes on fabric postcards are great demos.

Try-A-Triad Challenge using red, blue and yellow, solid colours only. Wall hangings with perimeter no larger than 96". Online entry on CQA/ACC website Feb. 1 to April 14, 2020 will be followed with confirmation email with instructions for shipping.

TrendTex Challenge 2020. Order your kits from the CQA website \$23 for members. April 6 deadline for judging. All quilts become property of CQA/ACC and will be displayed at Quilt Canada. The majority will be sold by silent auction. Visit CQA website for all the details on these challenges and other info. <https://canadianquilter.com>

Comfort Society:

32 quilts received today: December distributions: 18 to Community Services, 22 baby quilts to hospital, 6 to 2nd Floor South (Hospital), 1 baby Christmas wall hanging, 1 baby off coast. January distribution: 20 baby quilts to hospital. Backing for baby and larger quilts will be purchased from Wildflower. The Comfort group will be pre-cutting backing and batting for baby quilts. These will be 45x45. Larger sizes will be available. See Jeannette Thompson for the donated AccuQuilt for cutting shapes. Joan Baker tracked down the New Year's baby (which was born on the doorstep) to make sure they received a baby quilt. Nurses at the hospital passed on their thanks for our Guild's donated quilts. There was then a show of quilts made for the Comfort Society to be donated to the community.

Membership:

75 members, 3 visitors and 1 renewed member in attendance. Door prizes were bought from Dragonfly and Fibre Expressions.

Winners were Jude Grebeldinger, Trish Sayer and Helene Johnston.

Newsletter:

The deadline is February 7. If you don't want your picture on our website or Facebook please let Karen Biddlecombe know.

Program Report: Report attached.

Bus Trips:

You must be a member of the Senior Centre to take the February 11 bus trip to Fabricana, IKEA and Casino. 3 or 4 seats left

Sunshine:

No report.

Dreams Come True is being held March 15 from 8 a.m. – 7 p.m. and Bernardine Somogyi is looking for more volunteers to help with minor repairs to prom dresses.

Canadian Animal Rescue Craft

Guild has increased to 11,000 members across Canada. 6 airline companies have provided cargo space for items to be sent to Australia. Fund raising ideas are being requested. Tree blocks 12.5" are welcome by the Wollongong Modern Quilt Guild so they can make them up into quilts for the many affected families. They would like these blocks mailed by March 1st. Check out their website wmqg.tumblr.com. Contact Kim Thompson for more info. Rhonda Nichols displayed the tree blocks she made for this request.

Quilt Show – grants are available. We **need** a Chair for the QS, please step up to lead the many volunteers.

Show and Tell was great.

Meeting adjourned at 12:07

S.C.Q.G. BOARD MINUTES: Jan. 25th, 2020

Present:

Rojean Trent Moira Sarling
 Jeanette Thompson Lynda White
 Eryl Shindel Kim Thompson
 Marian Williamson Mona MacKinnon
 Lois Anderson Carol Bowie
 Helene Johnston Karen Biddlecombe

Call to Order:

Rojean Trent called the meeting to order at 1:00 p.m.

It was MOVED and SECONDED that the minutes of the Board meetings held Nov. 30th, 2019 be approved as circulated in the newsletter.

CARRIED

Treasurer:

A second notice will have to be sent out to some of our advertisers.

Old Business:

None.

New Business:

The Gaming License will have to be done on line now (no written submissions). February 10 is the deadline for applying for Quilt show grants from the Sunshine Coast Community Association. It is important that Committees keep records. The Comfort Society is going to condense their files.

Program

There is nothing to add to the report given at the meeting.

Comfort:

We could contact Social Services to see if our quilts would be of use. It was suggested that we could do a Community Quilt Day to make Quilt As You Go Quilts to make larger quilts. Perhaps pillow cases and bed runners for the new homeless facility in Gibsons.

Membership:

No report.

Rojean reminded us as Board members to be proactive in showing kindness to others. Be aware as we don't know what's going on in the lives of others. Build on our inclusiveness. Make our members feel welcome.

Rep Reports

½ **Moon Crazies** had an incident that made the papers when a young man tried to take car keys during their meeting at the Seniors' Centre. It was noted afterwards that a few cars in the parking lot were unlocked.

Fat Quarters had 22 members at their last meeting, which was a great turnout. Janet Flumerfelt taught a bag class.

The meeting adjourned at 2:00 pm

NOTICE: The **COMFORT SOCIETY** has developed a "DISTRIBUTION LIST" This information will be sent under separate e-mail and includes quilts received and where they went - September, 2019 to January, 2020.

IF you do not get email communications see the Comfort Society table for a printout.

Help Needed! When I was in Kabale, Uganda two years ago, I met Grace Twino, who is the principal of a school of about 600 students, grades K. to 8. At that time her concern was setting up a meal program as many students came to school hungry. She has developed a meal program, and the students grades have improved. There remains a significant issue with girls dropping out of school when their menstrual cycle begins. The cost of feminine hygiene products is beyond their families' limited incomes. One solution for this is a resource called "Days for Girls". This is a project in which people like us get together and make re-usable pads that can be shipped to the needy recipients.

I remember that members of our Guild participated in this a few years back, and I am wondering if we could do this again soon??? Please contact me ASAP if you remember this project, have any supplies that could be used, and/or patterns for the pads. I appreciate your assistance with this, and so will Grace and the students of Kabale. Thank so much, Jeannette Lucas 604-885-7051



Editor Note: If you go to:

Daysforgirls.org
 Afcids.org
 hhi.org

you will find the patterns and information around this project.

JANUARY, 2020 PROGRAM ACTIVITIES recap

Your 2019 -2020 Program Committee

Marian Williamson

marianwilliamson@hotmail.com

Jude Grebeldinger

jgrebel@gmail.com

Maria Lodzinski

marialodzinski@gmail.com

Darlene Finch

darleneefinch@gmail.com

Nancy McMurdo

nmcmurdo@telus.net


Trish Sayer

sayertrish@gmail.com

RECAP AND THANKS: Program Committee Report for Jan. 25th, 2020 Resource Day

Thanks to **Rojean Trent** for the artistic “**One Block Wonder**”. **Fourteen members enjoyed** a great show and tell with good instructions. Fascinating art and many would like to have a workshop. Let’s see what we can do!

Many thanks to **Lois Anderson** for leading the Trunk Show from “**Gone to Pieces**”. Wow, what talent we have on the coast!



WHIP (Work Hopefully in Progress) Second Draw was Project Number 4. There were 10 projects completed. Winner of draw was **Beverley Butchart**. Draw for February’s WHIP PROJECT was #5.



Thanks to those who participated in the “**Fat Quarter Draw**”, Jungle/Foliage. The 3 lucky winners were: **Jeannette Lucas, Marian Williamson and Bernardine Somogyi**.

Magazine Challenge Reveal: Ten finished projects and the Viewers Choice winners were: 1st – **Betty McGilvery**, 2nd – **Helen Desjarlais** and tied for 3rd – **Karen Biddlecombe and Rojean Trent**.



Our next Challenge “**Making a Grand Entrance**”: any size, think doors, gates, houses, buildings. This will be due Resource Day, March 28th. **PLEASE NOTE THAT THIS CHALLENGE IS TO BE A NEW PROJECT, NOT SOMETHING YOU HAVE DONE IN THE PAST.**

“**One Block, I Do Not Need**” was introduced. Bring your block in for February Resource Day for a lucky chance to win a pile. One block = one chance to win a pile OR if you want to bring in blocks, but DON’T want to win, just don’t put your name in the draw.

FEBRUARY, 2020 PROGRAM ACTIVITIES

Your 2019 -2020 Program Committee

Marian Williamson

marianwilliamson@hotmail.com

Jude Grebeldinger

jgrebel@gmail.com

Maria Lodzinski

marialodzinski@gmail.com

Darlene Finch

darleneefinch@gmail.com

Nancy McMurdo

nmcmurdo@telus.net

Trish Sayer

sayertrish@gmail.com

HELP NEEDED: We welcome any members to this committee. Please contact Marian. Join the planning, share ideas and have fun! Have your say to make your guild truly yours.

...program continued from page 5

Mini Workshop:

Photo Transfer/Labels by Karen Biddlecombe Note: "If mini-workshop registration desk is closed, please check at the Program Table to see if space is available."

Fat Quarter Draw Theme:

Food

#3 WHIP Reveal:

Bring in Your second WHIP Project # 5

Bring:

"One Block I Don't Need" - draw(s) to take place

Introduction of a New Challenge

FAN (Fibre Arts Network) DISPLAY: "From a Tiny Seed"

Trunk Show (short):

Stephanie Perrins (Stitch and Bobbin)
"My Quilting Mantra: There's no mistakes, just design changes"

UP COMING WORKSHOPS All Workshops will be held at Eric Cardinal Hall in Gibsons from 9:30 – 3:30

Stash Buster: Our attempt at a Stash Buster Day was foiled by the inclement weather, January 16, 2020.

Rescheduled to Thursday, March 5, 2020, same time, place, focus. Sign up for only \$5.00; Pot Luck; Remember to bring your cutlery and mugs. Coffee and Tea supplied. Just scraps to work with.



Sunday, March 29, 2020: Desert Sky (Judy Niemeyer technique with Anne Hall) (\$100.00 will include pattern.) There are 4 spaces left. Can request a customized kit from Anne Hall

Sunday, May 31, 2020: Branching Out "Nature's Threadwork Techniques" (with Susan Jensen) (\$75.00 plus \$20 kit fee to be paid to Instructor) Taking a wait list now.

Studio Tour is going to happen: Sunday, April 5, 2020 - the weekend before Easter. Enthusiastic response from hosts. Modelled after Garden Club Tours, no charge for members:

- 3-4 in the South and 3-4 in the North.
- Touring numbers will be limited. Car pooling is a great idea. Further information to follow.
- Lunch somewhere in the middle for all touring members as they switch from North to South or South to North.
- Sign up to go on tour TODAY!
- Register at Resource Day – Program Desk or contact **Marian Williamson**

Please note: Payments due at registration. E-transfers available if paid within one week of registration.

Your **PROGRAM COMMITTEE** is now working on 2020-2021 Plans. We welcome any suggestions and/or comments for next year. (Trunk Show Ideas, Workshop Suggestions, Challenges) **No suggestion is too crazy!** Contact any member of the Committee.

NEXT MEETING FEB.29TH, 2020

SUNSHINE COAST QUILTERS' GUILD

CQA Report Visit the CQA website for details on challenges presented for CQA 2020. canadianquilter.com

Margaret Kurys, SCQG CQA Rep

CALL FOR SEWERS: Bernardine Somogyi gabbern@telus.net

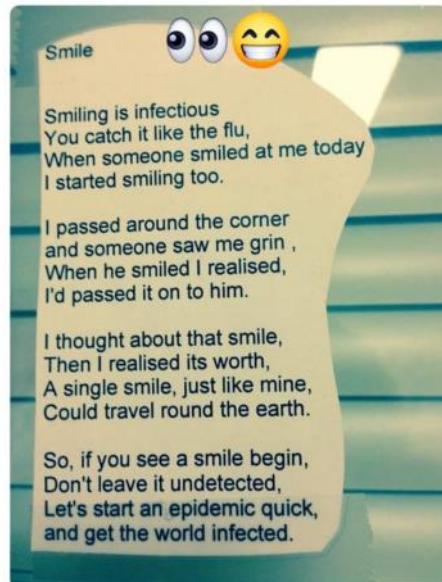
Dreams Come True is a non profit event that provides Prom dresses to high school graduates: free. This year's events will be held at Chatelech Secondary: Sunday, March 15 from 8 am - 7 pm. It is a one day only event. We are looking for volunteers to help with doing some minor adjustments or alterations. Please contact Bernardine if you are interested: gabbern@telus.net

CANADIAN ANIMAL RESCUE CRAFT GUILD - the recent Australia Fire and impact on wildlife -

Watch for information and ideas on participating coming soon! Facebook groups: Canadian Animal Rescue Craft Guild, Australia is on Fire, Wildlife Emergency Rescue Australia along with others. There are also other opportunities to participate in 'Human' focused groups - contact Kim Thompson for more details.

INFORMATION ON SAQA: can be found at:

<https://www.saqa.com>



Smile at someone today and then everyday this NewYear! Oh look, you are smiling!:)



COMFORT SOCIETY QUILTS



THE LOVELY LADIES OF:
GONE TO PIECES



Advice from a
QUILT

Make lasting memories
Block out time for family
Cherish tradition
Keep your friends in stitches
Find common threads
Know when to cut corners
It's OK to be a little scrappy!



NEXT MEETING FEB. 29TH, 2020
HOLY FAMILY PARISH HALL, 5700
NICKERSON ROAD, WEST SECHLT

SUNSHINE COAST QUILTERS' GUILD

STITCH & BOBBIN
QUILTING AND SEWING SUPPLIES

Visit us at
6- 819 Gibsons Way

*Tuesday-Saturday 10-5
Sunday 11-4
Monday Closed*

- Fabrics
- BERNINA Sewing Machines
- Classes
- Longarm Quilting

**AUTHORIZED
BERNINA
LONGARM
DEALER**

www.stitchandbobbins.com
604-840-3388   [stitchandbobbins](https://www.instagram.com/stitchandbobbins)

Fibre Expressions
Quilt Shop

Upcoming Classes

Beginner Skill Builder Sundays 1pm-5pm
Retreat Bag – Feb. 18th or 20th
Re-imagine Your Stash - Feb. 25th 10am
Tuffet – March 22nd & 29th
See all the samples at the store!

NEW ARRIVALS

Beautiful Florals by Clothworks
Migratory Pursuit – A whale panel with
coordinates
Dogs and animals of the world
See them in the store or online
www.fibreexpressions.com
White on white batiks are back in stock!
604-885-6677

FIBRE WORKS
STUDIO & GALLERY

Email: fibreworksgallery@telus.net

www.fibreworksgallery.com

604-883-2380 12887 Sunshine Coast Hwy (the yurts)

Madeira Park, Gallery/Studio Hours: Wed—Sunday: 11am to 5pm and by appointment

**Invites you to answer our BC wide
CALL FOR ENTRY
“connected”**

July 11th – August 23rd, 2020

“What connects you to the world? Are your connections strong shared experiences or are you delicately held together by a single thread? Are your connections worn and mellowed by the passage of time or are they shiny-new and untested?”

We are all connected somehow to something. FibreWorks Gallery invites you to share your story and ideas in fibre, and show us what those connections mean to you.”

Please visit our website <https://www.fibreworksgallery.com/call-for-entries/> for more information,

or call the gallery at 604-883-2380

CALENDAR OF EVENTS - SHOWS:

Quilt Show Week
Paducah, KY
April 22 - 25, 2020
Schroeder Expo Centre
415 Park Street, Paducah, KY

CQA
June 18 - 20, 2020
Edmonton Convention Centre,
Edmonton, Alberta

City of Gardens Quilt Show
Victoria Quilters' Guild
June 5 - 7, 2020
Pearkes Recreation Centre
3100 Tillicum Rd, Victoria, BC
\$8.00

Sisters Outdoor Quilt Show
Sisters, Oregon
July 11, 2020
Cascade Ave, Sisters, OR

"Hats off to Quilting"
Outdoor Quilt Show
Mayne Island Quilters Guild
July 18, 2020, 10-4,
Dinner Bay Park, Mayne Island BC

HAW
Oct 3, 2020
Timberlane Quilters' Guild
Powell River, BC

SCQG President's Challenge 2019-20

"Music is my Muse"

Music has the ability to move people in many ways and sometimes at the oddest times. It can get us up out of our chairs, bring back memories and change the way we feel at any given moment.

This is the challenge:

There are three categories.

"Memories"

What song brings back that moment in time? The good, the bad and the weird. Where were you when you first heard the music and why do you remember it so well? Does it bring back your first kiss? Your first slow dance? A moment frozen in time that floods back every time you hear it.

"Get up out of that chair!"

What song always gets you up on the dance floor? What guilty pleasure gets you up out of your sewing room chair and dancing with and by yourself with nobody watching? What music makes your body want to move!?

"A little bit of soul."

What song reaches into your soul and pulls out your guts? What song do you listen to over and over again that speaks to you? What song has the ability to take you from a mood of 1 and take you to a 10? Or reversed? 10 to a 1 and crying on the floor. That song that tells your story.

Rules:

1. You may enter all three categories as many times as you like. Let's face it! We sometimes have more than one song that can make us laugh or cry.
2. Or, you may enter only one category once.
3. All technology of quilting may be used but, it must be your own design. Traditional, modern, art, etc.
4. It must be a quilt by definition. Three layers held together with stitches.
5. I would like to limit the size to 40" by 40". But any size up to that will qualify.
6. You must include the name of the song and a description, short or long, of why you chose the song. These will hang with your quilt at the reveal.

The reveal will be at the May 2020 Resource meeting.

A viewers' choice ribbon will be presented in each category.

Good luck! Rojean

Wildflower QUILTING STUDIO



TESS STRAUSS AND
DEBBIE VELDHOEN

wildflowerqs@gmail.com

Call for an appointment:

778-689-1564



Sew Easy

Alton Toth
Jenny Margueratt

604-885-2725

Located in Trail Bay Mall
5755 Cowrie St
Sechelt BC

e: seweasy@dccnet.com

www.seweasy.ca

EuroTech

Sewing Machine Repair

ALL DOMESTIC SEWING MACHINES & SERGERS
FORMER ALBEE'S SEWING CENTRE TECHNICIAN

Factory trained by

PFAFF BERNINA ELNA
HUSQVARNA JANOME

Wei Hin Ng

Service Technician

t: 604.568.1238

w: www.eurotechsewrepair.ca



Serving the Vancouver area since 1989

Snip & Stitch
SEWING CENTRE
NANAIMO

#1-4047 Norwell Drive
Nanaimo, B.C. V9T 1Y6


"Like" us on facebook Pick up our latest Class

Follow us on Instagram Schedule with lots of new and returning classes!

@KathySchroter



Cool free motion
quilting ideas can be
found at
ipatchandquilt



Going around the corner with a wishbone.

ipatchandquilt, 2019

Batting has an “up” and “down” This post was written by members of the APQS marketing team on Jan 22, 2013 and is available on the www.apqs.com/batting-has-an-up-and-down/

Well, most of it does, anyway! It may surprise you to know that many batting products have a right side and a wrong side, just like fabric. If you place the batting wrong side up, you'll typically experience more batting “bearding” (small slubs of batting that pull to the back side of the quilt) or difficulty in maintaining consistent thread tension.

The “right side” vs. the “wrong side”

Batting that has been needle punched during its formation has a right side. Look at the batting and search for small pin holes or dimples in the batting. Needle-punching methods drive small needles from one side of the batting to the other as they compress the fibers together. These small holes will reveal the right side of the batting. You want your machine's needle to penetrate the batting in the same direction as the needle-punching machine.

The wrong side of the batting will have more slubs, which are tiny balls of batting. The wrong side looks much like a sweater that has been worn one too many seasons. If you have this side inadvertently facing up when you layer your quilt, your needle can catch one of these dense little balls of batting and try to force it back through the batting and out the back of the quilt, resulting in bearding.

Examine your batting carefully

For many products, the right side and wrong side will be very apparent. Others may take a little more studying to determine up from down. Sometimes you can tell the right side by trying to insert a pin into the batting from both directions. The pin will often slide through more easily from the right side to the wrong side.

Some very popular products are often placed wrong side up in quilts by accident. For example, Warm and Natural 100% cotton has a “clean side” and a “dirty side” – you'll notice more small cotton seed flecks on the dirty side. Quilters who don't know about “up and down” often put the dirty side down, so that the seed flecks don't shadow through the quilt top. However, this is incorrect! The dirty side is actually the right side of Warm and Natural and should face up when layering the quilt.




Check your needle's sharpness

If you experience bearding with a batting, and the bearding happens with nearly every stitch, you most likely have a dull or burred needle. However, if you notice only an occasional dot of batting on the back side of your quilt, you may indeed have the batting upside down! Even with right side, wrong side knowledge, you can still have bearding with batting that is particularly dense or “slubby” on the backside.

Some battings do not have any right side

You can identify these battings by their processing. Thermal or resin bonding holds the fibers together differently from needle punching. Batting that has a scrim also has direction. The scrim prevents batting migration through your top. Quilters often debate whether the scrim side goes up or down. If the batting is needle punched, use that as your first choice for deciding direction. If it is bonded, however, place the scrim on the side of the batting which will receive the most wear. A bed quilt, for example, will rub against the sheets every single night. In this case, placing the scrim down will help reduce batting migration.



Editor notes: While we have posted this information in the past, it warrants repeating.

SUNSHINE COAST QUILTERS' GUILD

P.O. Box 2083
Sechelt, B.C.
V0N 3A0



www.scquiltersguild.com

Guild memberships are renewed each year starting in September, and are valid until September 30 of the following year.

Memberships cost \$40 if you access the newsletter on our web site. Additional charges to cover postage are imposed if you prefer to have printed copies mailed to you. We welcome guests (there is a nominal drop-in fee of \$7) and love to have new members join us.

HISTORY

In 1982 a group of women on the Sunshine Coast got together to share their love of quilting. Pat Crucil, an accomplished quilter and teacher, established this first quilt group on the Coast. **Today** the Sunshine Coast Quilters' Guild is the "umbrella" organization for six local community quilt groups from Pender Harbour to Gibsons, with a membership of 114. The guild promotes the joy of quilting on the Coast by providing enjoyment through quilt shows, classes, demonstrations and displays. We continue to meet eight days throughout our Guild year, from September to May at the Holy Family Parish Hall in West Sechelt (5700 Nickerson Road). Our meetings consist of Mini-Workshops, Business Meetings, Block of the Month, Show and Tell, Library and a Program.

S.C.Q.G. LIBRARY

We are looking for recommendations for new books, magazines and DVDs. Please tell us what you would like to be able to borrow from your library. What topics or special techniques would you like to learn more about? Does your favourite quilter/instructor have their own book? Email Phyllis Argyle at

phyllis.argyle@gmail.com with your ideas.

If you can't make it to a meeting, let us know the **number on the sticker on the front of the book or magazine** so we can renew your library books for you. Call Phyllis at 604-885-3285 or email the above address. There will be only one (1) renewal. Thanks very much from your library committee: Betti McGilver, Eryl Shindel, Louise Keats, Phyllis Argyle.



GUILD MEMBERSHIP, EVENT PAYMENTS

The membership year runs from Sept to Sept annually, membership fees are pro-rated after January meeting—see the membership table for details.

IF you wish to pay for your membership via **e-Transfer** send your fee to greg.helene.johnston@gmail.com **With** the question: What am I paying for.
With the password: membership2019.

Membership forms will be available at the desk.

IF you wish to pay for a Class or an Event, ask the Program ladies for the password and send e-transfer to Helene and she will notify the correct department (ex. Program, Membership etc.).