

SUNSHINE COAST QUILTERS' GUILD



Next MEETING Mar.28th, 2020 Holy Family Parish Hall, 5700 Nickerson Road, West Sechelt

Mar, 2020

Special Points of Interest

Next meeting:
Mar 28th, 2020

Doors open: 8:45 am

MINI WORKSHOP: 9:30
Reverse Applique -
Marian Williamson

Business Meeting:
11:00 am
Show & Tell
Coffee/Snack Break,

Program: Trunk Show
The Well travelled Piano
- Anne Hall

Executive meeting
follows 15 minutes after the
program ends and all members
are welcome to attend.

Inside this issue:

Board & Group contact	2
Past Feb RD Minutes	3
Past Feb Board Minutes	4
Feb/Mar Program	5 & 6
CQA Report	7
Shows: Calendar	9
President's Challenge	9
Article	11
Library	12
Membership Info	12

PRESIDENT'S REPORT— *Rojean Trent*

I really enjoyed Stephanie Perrins short and informal trunk show. It was wonderful to see the colourful modern quilts. This is the age group we need to reach out to. So many young people suffer from anxiety and depression. When Stephanie stated it was her therapy, I agreed.

Quilting and creating in general have always helped me through tough times from very young. As a guild, could we provide a different time slot and smaller venue for younger interested quilters? Same guild, two different opportunities to interact, mentor and inspire. Let me know what you think.

As I am finishing my message from Waikiki Beach, it is impossible not to be inspired by all the beauty around me. The foliage here on the Hawaiian Island is spectacular! But truth be told, it's my quilting buddies that inspire me the most. When I stand up to the mic on guild days, I have to smile when I look out at everyone. The feeling I get from seeing all those interested faces is pure warmth. The conversations and sharing is an important aspect of resource day, but I also see lots of hugs and laughter. Thank you for helping to make my experience each month such a pleasure.

"Music is My Muse" challenge is coming up fast! It is due at the Resource Day in May! I hope you have been inspired to create at least one of the categories of the challenge. If you have any questions or need the info, please email me. I can send you a copy of the challenge guidelines.

Have fun and keep dancing alone in your sewing room!

Aloha



Hostess Schedule*

March 28th, 2020: Pender Harbour Piecemakers
April 25th, 2020: 1/2 Moon Crazy's
May 30th, 2020: Fat Quarters
Sept. 26th, 2020: Cotton Club
Oct. 31st, 2020: Gone to Pieces
Nov. 28th, 2020: 1/2 Moon Crazy's
Jan. 30th, 2021: Pender Harbour Piecemakers
February 27th, 2021: Fat Quarters
**(switched dates)

*When the Satellite group is hosting all members of the Satellite group are welcome to stay (no charge) and enjoy and participate in the day's activities.

Next NEWSLETTER

Deadline:

Apr. 3rd, 2020

Things to Remember for meeting:

**Coffee/tea cup –

*** Name Tag

**Donation to hostess group for snack

Fat Quarter Draw

THEME: Manuscript/Writing/Text

This Month's Hostess Group:
Pender Harbour Piecemakers

Sunshine Coast Quilters' Guild 2019-2020 Board Membership

<i>Position</i>	<i>Name</i>	<i>Position</i>	<i>Name</i>
President	Rojean Trent	Vice President	Kim Thompson
Past President / Sunshine	Val Marus	Treasurer	Helene Johnston
Secretary	Moira Sarling / Darlene Finch back up	Website Admin	Elizabeth Byrne
Block of the Month	Donna Thompson, Janet Thornton, Vicky Kay	2021 Quilt Show Chair	Karen Biddlecombe & Bernardine Somogyi
Comfort Quilts	Jeannette Thompson, Lois Anderson, Joan Baker, Jean Whitehead, Marie Malcolm, Janet Flumerfelt, Linda Child, Andrea Wilson, Lynda White	Quilt Show Committee	TBD—please feel free to step forward :)
Membership & Merchandise	Pauline Weber, Grace Whitlock, Mona MacKinnon	Publicity / CQA Rep	Moira Sarling, Marg Kurys
Program Committee / Mini Workshops	Marian Williamson, Maria Lodzinski, Jude Grebeldinger, Darlene Finch, Nancy McMurdo, Trish Sayer	Library	Betti McGilverly, Phyllis Argyle , Eryl Shindel, Louise Keats
Newsletter Editor & FB / Newsletter Assistant	Karen Biddlecombe Val Marus	Retreat Committee	NEEDS TO BE FILLED
Bus Trip Chair	Sharon Roye	Youth Outreach	NEEDS TO BE FILLED

Satellite Group Rep contact information:

Pender Harbour Piecemakers:

Meet at Madeira Park: Lee Ewing
604-883-2620 lewing@dccnet.com

½ Moon Crazies: Meets at Senior
Centre, Sechelt. 2nd Sat. 9 - 4
Judi Wilson 604-885-2343 and
Eryl Shindel 604-885-0276

Loose Threads: Meet at a
member's home in Sechelt area—
taking turns to host. 1st & 3rd
Thursday: 10 - 2 Sonja Randell
604-885-7722 sonja2287@telus.net

Fat Quarters: Meet at Lutheran
Church 4607 Whitaker Road; 3rd
Sundays: 11 - 3
Rita Hunt 604-885-3601
ritamhunt49@gmail.com

Gone To Pieces:

Meet at Frank West Hall Gibsons.
Second Sat of the month
Linda Evans clevans7@eastlink.ca

Cotton Club:

Meet at Frank West Hall Gibsons
2nd Tues & 3rd Sat of the month
Linda Gant 604-886-7639
lgant@telus.net

Advertising Rates (per issue* (PI) for period Sept - May, excluding Dec):

Classified.....	\$10.00 *PI
Bus card size.....	\$10.00 *PI
8 issues	\$50.00
¼ Page for	\$14.00 *PI
8 issues.....	\$90.00
½ Page	\$21.00 *PI
8 issues.....	\$125.00
Full Page	\$42.00 *PI
8 issues.....	\$200.00
One time email to all members,Quilting related	\$15.00
.....Commercial	\$35.00

Please contact :
Val Marus:
valmarus1@gmail.com

Next Newsletter Deadline

April 3rd, 2020

for Meeting:
April 25th, 2020

COMFORT SOCIETY: Job well
done by all Guild members
producing Comfort Quilts. We are
now well into the last part of the
year, if you have a Comfort Quilt
Kit or a Quilt on the Go let's all try
to finish these by next Resource
day as we would like to distribute
them by the end of May. Keep up
the good work! Lynda White

S.C.Q.G. RESOURCE DAY MINUTES: Feb 29th, 2020

Call to Order

Rojean Trent called the meeting to order at 11:00 a.m. She thanked "**Gone to Pieces**" for hosting. What a great display. The hostess at the next meeting is "**Pender Harbour Piece Makers**".

It was MOVED and SECONDED that the minutes of the Board Meeting held January 25, 2020 be approved as circulated in the Newsletter. CARRIED

Correspondence:

There was no new mail.

Treasurer's Report:

Financial information was made available to those at the meeting.

OLD BUSINESS:

Anne Burton passed away and the Memorial is today. Anne will be missed by us all.

The Quilt Show requires a Team Leader to oversee the event. Will need a people to help our with Raffle, Kitchen, Setting up, Publicity, etc.

NEW BUSINESS:

A few positions on the Board are open. **Karen Biddlecombe** will prepare a list and check with **Lynda White** re the Comfort Society. Also needed are a Lead for Program Committee (Karen has offered to take this on if someone can step forward to take over the Newsletter.)

Committee Reports:

Block of the Month: **Eileen Evans** won the Block of the Month.

Four blocks are remaining to be sold this month. Hopefully these will be sold today.

Library: Phyllis Argyle

Please make sure you sign out your books with your name and phone number.

Tidbits: Leap Year (today) happens once every four years. This day is added to the calendar in **leap years** as a corrective measure, because the Earth does not orbit the sun in precisely 365 days. (365 days plus 6 hours). To be a leap year, the year must be divisible by 4. If the year can be divided by 100, it is not a leap year, unless it can also evenly be divided by 400 then it is a leap year.

Nancy Climie met her husband, Bill, on February 29th in 1964 at the curling rink in Richmond. They married later the same year.

Tip: Put a light under your plexiglass sewing extension table and it becomes a light table or board!

CQA: QUILT Canada, June 18-20, 2020 in Edmonton
Member Guild Challenge: "Gateway to Adventure"
Quilted Post Cards: Theme is "Inspired by Nature"
Try-A-Triad Challenge
TrendTex Challenge 2020

Comfort Society: Linda Child

43 quilts were received today.

20 Baby Quilts went to the hospital.

6 Lap and 6 Baby Quilts went to the RCMP in Sechelt.

23 Quilt kits were signed out since September and to date 16 have been returned.

We now have quilt kits available with backing fabric included.

Good work all you Quilters!

Fireside backing has also been cut for smaller quilts 45" x 60" in a nice soft grey.

Remember too, if you're sure you'll be finishing a quilt, take a label for it.

We thank Sue Earwaker a former Gone to Pieces member for sharing her recipe:

Membership:

64 members and 1 visitor were in attendance.

Door prizes were bought from **STITCH AND BOBBIN**.

Winners were: **Sonja Randell, Shirley McCaughtrie, Liz Lacey, Jude Grebeldinger and Pat Plumbe**.

Newletter: Deadline is March 6, 2020.

Program Report: Report Attached.

Sunshine: No report, 2 cards sent

Bus Trips:

It was noted that many of our members are also members of the Senior Centre.

Show and tell was terrific! Jobs well done. Meeting adjourned at 12:10.

Rhubarb Dream Bars

15X10 pan 350 degree oven

CRUST:

2 cups flour
3/4 cup icing sugar
1 cup butter

FILLING

4 eggs
2 cups sugar
1/2 cup flour
1/2 tsp. Salt
4 cups thinly sliced rhubarb

Mix together crust ingredients, press into pan, bake 15 min.

Combine filling ingredients folding in rhubarb last. Spread over hot crust, return to oven, bake 40-45 min. Longer

Cool and cut into bars.

Enjoy! Helene Johnston

S.C.Q.G. BOARD MINUTES: Feb. 29th, 2020

Present:

Rojean Trent Jude Grebeldinger
Jeanette Thompson Darlene Finch
Eryl Shindel Kim Thompson
Marian Williamson Mona MacKinnon
Lois Anderson Karen Biddlecombe
Helene Johnston

Call to Order:

Rojean Trent called the meeting to order at 12:30 p.m.

It was **MOVED AND SECONDED** that the minutes of the Board Meeting held January 25, 2020 be approved as circulated in the Newsletter.

CARRIED

Treasurer:

Helene Johnston will be away for next meeting, along with the other signing officers. Marian will collect any receipts. Two cheques will be written ahead of March 31. One for Anne Hall for her workshop and one for the rent of the hall.

Old Business:

Regarding Quilt Show Grants; Rojean noted that the 3 grants needed to be made online only and therefore, we didn't make the deadline.

Karen Biddlecombe will check with Gibsons Ice Rink re the booking for the 2021 Quilt Show.

Bernardine Somogyi and Karen Biddlecombe are Chairs for our Quilt Show. Helene Johnston and Mona MacKinnon and some others have expressed interest to also

help.

Half Moon Crazies have made the Quilt top for the raffle. The Comfort Society looks after the application etc. Karen has contacted the leader of Girl Guides about helping out with the setup and take down for the Quilt Show. She will also contact the Scouts.

Karen Biddlecombe will compile a list of open positions. Karen B/ Rojean Trent/Lynda White is the committee for 2020-2021 positions. Linda White is temporary chair of the Comfort Society, therefore this position may be open. Program Committee will need a leader. Karen Biddlecombe offered to take this position if someone will step up to take over the Newsletter. The Library position will need to be filled to replace Eryl Shindel.

New Business:

The front door is locked and sometimes late comers can't be heard knocking. We could look into having a horn or bell put in or else having volunteer greeter.

A concern was brought up that the 9:30 start for mini workshops could be too early for some of our members. Most thought the current 9:30 start was meeting our current needs but this could be discussed further.

Satellite Group Reports:

Pender Harbour Piece Makers reviews a 'new technique' for their first meeting of the month. They will be doing the "goodies" for our next meeting. It was noted that Guild Members who do not belong to a Satellite group do not have a turn supplying "goodies". The supplying of goodies has been established in order for the Satellite groups to have an opportunity to make some money for their group. The members who don't belong to a Satellite group could have a turn to supply goodies and donate the money to the food bank. This is to be suggested at next Resource Day.

Half Moon Crazies are having their retreat at the Gibsons Garden Inn March 16-19th There are a few spaces left. Workshop Costs: \$100 for 4 days.

Fat Quarters: Has 22 members and are continuing with projects.

Meeting Adjourned: 12:57 p.m.

I CAN'T CLEAN MY
SEWING ROOM
BECAUSE I GET
DISTRACTED BY
ALL THE GOOD
STUFF I FIND
AGAIN.

Hints from Eileen Gidman

www.eileengidman.com

- Hue: The name of the color
- Tint: Color with white added
- Shade: Color with black added
- Tone: Color with grey added
- Saturation: The intensity of a color
- Pure color: Color that is fully saturated

FEBRUARY, 2020 PROGRAM ACTIVITIES recap

Your 2019 -2020 Program Committee

- | | | | |
|-------------------|--|-------------------|--|
| Marian Williamson | marianwilliamson@hotmail.com | Jude Grebeldinger | jgrebel@gmail.com |
| Maria Lodzinski | marialodzinski@gmail.com | Darlene Finch | darleneefinch@gmail.com |
| Nancy McMurdo | nmcmurdo@telus.net | Trish Sayer | sayertrish@gmail.com |

Thanks to **Karen Biddlecombe** for the great info on making your own labels. **Eleven members** learned new ways to make labels using your printer.

We welcomed **Stephanie Perrins** from **Stitch & Bobbin** for a Short Trunk Show based on her quilting mantra, **“There’s no mistakes, just design changes”**. It was great to hear her history and how she moved to set up her store in Gibsons. We are all delighted to have another location for quilting supplies and support on the Sunshine Coast.



A workshop by Catherine Nicholls, Free Motion and Finishing Workshop, was held February 9th at Eric Cardinal Hall and attended by 9 members who learned a lot of new tips.



WHIP (Work Hopefully in Progress) third Draw was Project Number 5. There were 7 projects completed. Winner of draw was Shel Hein. Draw for March’s WHIP PROJECT was #1.



“One Block, I Do Not Need” The lucky winners were Marian Williamson, Bernardine Somogyi and Phyllis Argyle.

Thanks to those who participated in the “Fat Quarter Draw”, Food. The 2 lucky winners were: Pauline Weber and Phyllis Argyle.

NEW CHALLENGE: “One Colour +” Challenge due May 2020. Make a quilt any size. Basically a monochromatic quilt but you get to add ONE OTHER COLOUR – perhaps a burst of orange in your blue quilt.

Reminder of “Making a Grand Entrance” Challenge due March Resource Day : any size, think doors, gates, houses, buildings. PLEASE NOTE THAT THIS CHALLENGE IS TO BE A NEW PROJECT, NOT SOMETHING YOU HAVE DONE IN THE PAST.

Many thanks to Shel Hein for organizing the fantastic art display from FAN (Fibre Arts Network): “From a Tiny Seed”. It brought a whole new realm of quilting arts to SCQG. Loved it!

MARCH, 2020 PROGRAM ACTIVITIES

Your 2019 -2020 Program Committee

Marian Williamson	marianwilliamson@hotmail.com	Jude Grebeldinger	jgrebel@gmail.com
Maria Lodzinski	marialodzinski@gmail.com	Darlene Finch	darleneefinch@gmail.com
Nancy McMurdo	nmcmurdo@telus.net	Trish Sayer	sayertrish@gmail.com

HELP NEEDED: We welcome any members to this committee. Please contact Marian. Join the planning, share ideas and have fun! Have your say to make your guild truly yours.

- Mini Workshop:** Reverse applique by Marian Williamson
- Fat Quarter Draw Theme:** Manuscript / writing / text
- #4 WHIP Reveal:** Bring in your fourth WHIP Project #1
- March Challenge:** Making a Grand Entrance - Viewer's Choice
- New Challenge:** One Colour + - due May
- Trunk Show:** Anne Hall from Nanoose Bay on Vancouver Island "the Well Travelled Piano"

UP COMING WORKSHOPS All Workshops will be held at Eric Cardinal Hall in Gibsons from 9:30 – 3:30

Studio Tour is going to happen: Sunday, April 5, 2020 - the weekend before Easter. Enthusiastic response from hosts. Modelled after Garden Club Tours, no charge for members:

- 5 in the South and 4 in the North.
- Touring numbers will be limited. Car pooling will be arranged. Further information to follow.
- We will all meet at Saffron in Sechelt for all touring members as they switch from North to South or South to North
- Sign up to go on tour TODAY! Registration mandatory for scheduling purposes.
- Register at Resource Day – Program Desk or contact **Marian Williamson**

Please note: Payments due at registration. E-transfers available if paid within one week of registration.




Sunday, March 29, 2020: Desert Sky (Judy Niemeyer technique with Anne Hall) (\$100.00 will include pattern.) There are 4 spaces left. Can request a customized kit from Anne Hall

Sunday, May 31, 2020: Branching Out "Nature's Threadwork Techniques" (with Susan Jensen) (\$75.00 plus \$20 kit fee to be paid to Instructor) Taking a wait list now.

Your **PROGRAM COMMITTEE** is now working on 2020-2021 Plans. We welcome any suggestions and/or comments for next year. (Trunk Show Ideas, Workshop Suggestions, Challenges) **No suggestion is too crazy!** Contact any member of the Committee.

STASH BUSTERS: Hot off the Press: A Great Success On March 5th, 9 eager stash busters met at Eric Cardinal Hall to share fabrics and do a lot of improvising as well as enjoying a potluck lunch together. It was so much fun!

FAN DISPLAY:



CQA Report Visit the CQA website for details on challenges presented for CQA 2020. canadianquilter.com

Margaret Kurys, SCQG CQA Rep



SHOW N'
TELL
COMFORT
QUILTS



from Libby Lehman: **Quilt, don't fail me now.**

In a perfect world, every quilt you make would be a masterpiece. Hah! Too often, mistakes creep in when you are not looking. If you have your heart set on entering this darling in a quilt show, all hope is not lost.

Here are some sneaky fixes from one who knows.

1. Put mistakes in the upper left corner. We look at quilts the same way we read. In Western cultures, this is from upper left to bottom right. If your quilt is hanging, judges can't even see the upper edge. This is where I always join my binding.

2. If seams don't meet - embellish. A strategically placed applique, bead, button or couched yarn can do wonders.

3. Use a busy back fabric. If you're proud of your quilting, use a pastel solid back. Otherwise, the busier the print, the less the judges can spot mistakes.

4. Add a false back. If you turn your quilt over and gasp in horror at the back, put another piece of fabric over the back before you bind it. You may need to add a bit more quilting so that it doesn't buckle. Hardbound judges may not be wild about this, but to me, it beats an awful back any day.

5. Permanent markers are your friend. I confess, I have used a marker to color in threads that weren't supposed to show. I own them in every color.


6. Labels can cover a multitude of sins. I finished a very large quilt, only to discover thread nests in several spots on the back. I cut out large letters that spelled out the title and fused them over the mess. This earned me a "clever and inventive label" from one judge.

NEXT MEETING MAR.28TH, 2020
 HOLY FAMILY PARISH HALL, 5700
 NICKERSON ROAD, WEST SECHLT

SUNSHINE COAST QUILTERS' GUILD

STITCH & BOBBIN

QUILTING AND SEWING SUPPLIES



Visit us at
6- 819 Gibsons Way

Tuesday-Saturday 10-5
 Sunday 11-4
 Monday Closed

- Fabrics
- BERNINA Sewing Machines
- Classes
- Longarm Quilting

AUTHORIZED
 BERNINA
 LONGARM
 DEALER

www.stitchandbobbin.com

604-840-3388 stitchandbobbin



Spring is Coming!

Beautiful New Florals for you to create a
 New Table Setting, Quilt, Bag or freshen
 up the living room with New Pillows!!
 Come on in and take a look!

NEW CLASS

Saving our planet one bag at a time!
 Watch for our class coming in April to
 make your own re-usable Mesh Veggie Bag.

Re-imagine Your Stash!

Next Demo/Sew Day – April 7th 10am

Take a Road Trip!!

Visit the many merchants at Quilt Canada!
 Not to mention all the amazing Quilts!!
June 18th-20th in Edmonton
604-885-6677



STUDIO & GALLERY

Email: fibreworksgallery@telus.net

www.fibreworksgallery.com

604-883-2380 12887 Sunshine Coast Hwy (the yurts)

Madeira Park, Gallery/Studio Hours: Wed—Sunday: 11am to 5pm and by appointment

Invites you to answer our BC wide **CALL FOR ENTRY:**

“connected” July 11th – August 23rd, 2020

Please visit our website <https://www.fibreworksgallery.com/call-for-entries/> the submission application is on the website and available for downloading or call the gallery at 604-883-2380 for more information

<p>Exhibits 2020 Season: April 4 - May 10: POUR YOUR HEARTS OUT June 27 - Aug 2: CONNECTED Sept 19 - Oct 31: A SENSE OF PLACE</p>	<p>May 16 - June 21: SHIFTING LANDSCAPES Aug 8 - Sept 13: THEME AND VARIATION</p>
--	--

Courses: Master Weaver: Apr 8– 12 LEVEL 1 Apr 15 - 19 LEVEL 2 Master Spiller: Apr 22 - 26 LEVEL 1

Workshops: May 29: Nuno Felted Scarf, May 30 & 31: Nuno Felted Reversible Swing Vest,
 June 11 & 12: Extreme Warp Makeover with Robyn Spadey

CALENDAR OF EVENTS - SHOWS:

Quilt Show Week
Paducah, KY
April 22 - 25, 2020
Schroeder Expo Centre
415 Park Street, Paducah, KY

Everett Quilt Show 2020 "Material Witness"
May 1 - 2, 2020
Edward D. Hansen Conference Centre, Everett
Washington [Www.EverettQuiltShow.com](http://www.EverettQuiltShow.com)
Fri & Sat 10 - 5

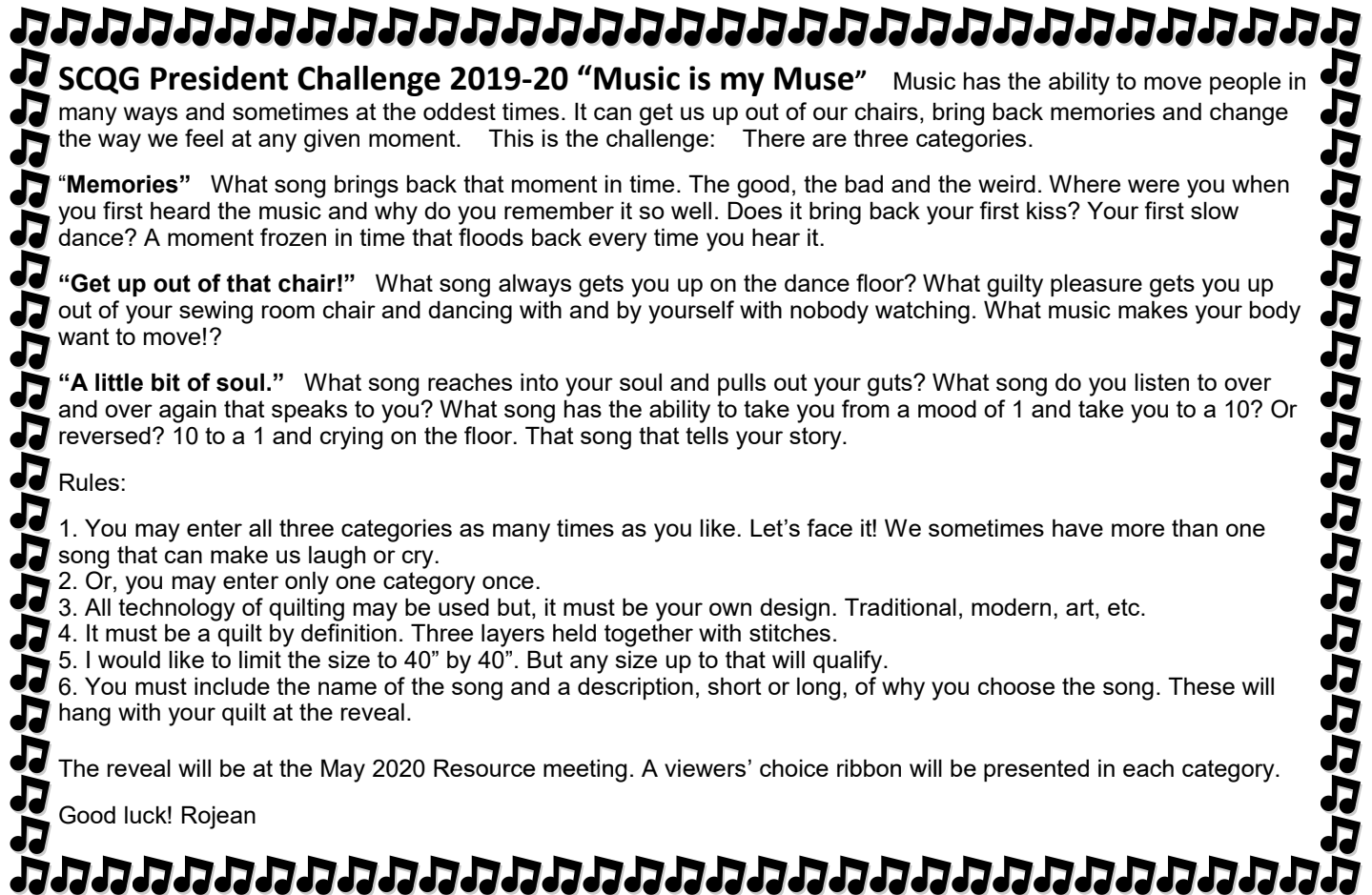
CQA
June 18 - 20, 2020
Edmonton Convention Centre,
Edmonton, Alberta

City of Gardens Quilt Show
Victoria Quilters' Guild
June 5 - 7, 2020
Pearkes Recreation Centre
3100 Tillicum Rd, Victoria, BC
\$8.00

Sisters Outdoor Quilt Show
Sisters, Oregon
July 11, 2020
Cascade Ave, Sisters, OR

"Hats off to Quilting"
Outdoor Quilt Show
Mayne Island Quilters Guild
July 18, 2020, 10-4,
Dinner Bay Park, Mayne Island BC

HAW
Oct 3, 2020
Timberlane Quilters' Guild
Powell River, BC



SCQG President Challenge 2019-20 "Music is my Muse" Music has the ability to move people in many ways and sometimes at the oddest times. It can get us up out of our chairs, bring back memories and change the way we feel at any given moment. This is the challenge: There are three categories.

"Memories" What song brings back that moment in time. The good, the bad and the weird. Where were you when you first heard the music and why do you remember it so well. Does it bring back your first kiss? Your first slow dance? A moment frozen in time that floods back every time you hear it.

"Get up out of that chair!" What song always gets you up on the dance floor? What guilty pleasure gets you up out of your sewing room chair and dancing with and by yourself with nobody watching. What music makes your body want to move!?

"A little bit of soul." What song reaches into your soul and pulls out your guts? What song do you listen to over and over again that speaks to you? What song has the ability to take you from a mood of 1 and take you to a 10? Or reversed? 10 to a 1 and crying on the floor. That song that tells your story.

Rules:

1. You may enter all three categories as many times as you like. Let's face it! We sometimes have more than one song that can make us laugh or cry.
2. Or, you may enter only one category once.
3. All technology of quilting may be used but, it must be your own design. Traditional, modern, art, etc.
4. It must be a quilt by definition. Three layers held together with stitches.
5. I would like to limit the size to 40" by 40". But any size up to that will qualify.
6. You must include the name of the song and a description, short or long, of why you choose the song. These will hang with your quilt at the reveal.

The reveal will be at the May 2020 Resource meeting. A viewers' choice ribbon will be presented in each category.

Good luck! Rojean

Wildflower
QUILTING STUDIO



TESS STRAUSS AND
DEBBIE VELDHOEN
wildflowerqs@gmail.com
Call for an appointment:
778-689-1564



Sew Easy

Alton Toth
Jenny Margueratt
604-885-2725
Located in Trail Bay Mall
5755 Cowrie St
Sechelt BC
e: seweasy@dccnet.com
www.seweasy.ca

EuroTech
Sewing Machine Repair

ALL DOMESTIC SEWING MACHINES & SERGERS
FORMER ALBEE'S SEWING CENTRE TECHNICIAN

Factory trained by
PFAFF BERNINA ELNA
HUSQVARNA JANOME

Wei Hin Ng
Service Technician
t: 604.568.1238
w: www.eurotechsewrepair.ca



Serving the Vancouver area since 1989



Snip & Stitch
SEWING CENTRE
NANAIMO
#1-4047 Norwell Drive
Nanaimo, B.C. V9T 1Y6

"Like" us on facebook 
Snip & Stitch Sewing Centre

Follow us on Instagram 
@KathySchroter

SPRING FLING
OPEN HOUSE
Fri. April 3, 9-6
Sat. April 4, 9-6
Sun. April 5, 11-5
Sale runs until April 22th

"Discover the world of sewing!"
"Winter through our store for a refreshing experience!"

Was at a pot luck supper recently to raise money for our VFD, the conversation came around to 'what would you grab if your house was on fire and you could only get one thing?' I immediately said 'my Brother', the lady next to me, who didn't know me said "oh, how sweet", she didn't know I was talking about my sewing machine lol. Hope everyone has a great day. Hugs from Texas. xx

A (16 x 16)	B (8 x 16)	D (8 x 8)	C (16 x 8)
D (16 x 8)	C (8 x 8)	A (8 x 16)	B (16 x 16)
B (8 x 8)	A (16 x 8)	C (16 x 16)	D (8 x 16)
C (8 x 16)	D (16 x 16)	B (16 x 8)	A (8 x 8)

Story as recounted by Annie McCarthy, July, 2012:

I was working in the wardrobe department on a television series in Sydney. The pressure was intense, but it was exciting.

Around halfway through the shoot, I was making an intricate Victorian costume for one of the lead actresses. I remember the pale green taffeta of the gown as I sat at the sewing machine, struggling with all the pleats and ribbons that had to look perfect for the screen. As always, the most convenient place to put the pin I was using was in my mouth. Somehow, one minute it was clenched between my teeth and the next it was gone.

I didn't feel a thing. I turned around to a co-worker and said, "I just swallowed a pin." She stopped what she was doing and asked if I was OK. "I think so," I said. One of the girls called emergency services. Their advice was to eat a cotton wool sandwich which would, they said, coat the pin on its way down the digestive tract. I did this and we all had a good laugh about how revolting it was, and then I thought nothing more about it.

I spent the rest of the day assuming the pin would eventually find its way out. I was so blasé, I went out that night and forgot all about it. The next day when I got to work, the costume designer told me that the production department had heard what had happened and were insisting I went for an x-ray. I remember thinking this was a bit nannyish, but I drove to a nearby radiology clinic and went straight into x-ray. While I was waiting for the results, the radiologist came back ashen-faced: "You didn't swallow it – you inhaled it. It's in your right lung. You need to go to the hospital. Now!"

The drive to hospital was a blur. I called my boyfriend and he was at the hospital to help me, rather shakily, fill in the forms. He signed the one that released them from responsibility should I die. I was taken straight into surgery and given a bronchoscopy. When I came round from the general anaesthetic, the surgeon said that the procedure had been unsuccessful and had only pushed the pin farther in. I had to spend the next two days on an antibiotic drip before a specialist surgeon was free to operate.

The night before the operation, I was laughing with visitors, surrounded by flowers and get-well cards. I had also received a thoughtful present from the costume department, a block of wood with pins hammered into it and "Annie can swallow a pin" engraved on to the wood. The whole thing was a joke to everyone.

That is, it was until the surgeon operating on me the next day arrived at my bedside. He explained that the operation involved going in through my back between the ribs, possibly even breaking the ribs, and then removing up to a quarter of the lung tissue around the pin. All the laughter stopped right there, but I still felt calm; it was a surreal moment, as if I was starring in a hospital soap opera.

I managed to sleep that night, but in the hours leading up to the operation reality kicked in and I began to feel really nervous. I hadn't let myself think of any negative possibilities until then. The pre-op pethidine was a welcome relief from my creeping fear.

The operation was a success, and the surgeon managed to remove the pin without taking too much of my lung with it. I stayed in hospital for a week while they drained off the gunk my body had provided to fight the invader. There was a lot of pain and discomfort from needing to sleep and rest on my left side.

At a follow-up appointment a few weeks later, the surgeon told me how lucky I was to have had the x-ray when I did. He explained that if I had left it any longer, it could have meant either puncturing the lung, poisoning or worse.

I was off work for a month, had trouble using my right arm and lost sensation in my right breast, which has never recovered to this day – I swallowed the pin in 1985. Yet I did feel lucky. When I eventually got back to work, I had a very dubious celebrity status.

I still have the pearl-headed culprit in a container provided by the hospital. And I now shriek if I ever see anyone with a pin in their mouth – I have a six-inch scar on my back to remind me that, no matter how silly the action, the ramifications can be huge.

Have you ever wondered why embroidery scissors are shaped like storks? Well, these scissors didn't actually start out as scissors, but as umbilical clamps. Sometimes, the clamps would be used with a set of forceps shaped like snakes. Why snakes? To symbolise the Rod of Asclepius, the Greek god of healing and medicine.

Between the 19th century and now, these little stork scissors have gone through some really big changes. In the past, most of them were between four and a half to six inches long, with their heads mounted at almost a 45-degree angle.



The beaks were heavy clamps not meant to cut, but to restrict the blood flow before the umbilical was cut. Some even had little babies hidden inside the stork's beak that would appear when the clamps were opened.

The midwives began to use the scissors for needlework that they carried with them to work on during long waiting times when babies were being born.



Who knew these scissors had such a long history that started with delivering babies? The Smithsonian has a medical bag on display with a pair of stork scissors, in their American History Collection.

SUNSHINE COAST QUILTERS' GUILD

P.O. Box 2083
Sechelt, B.C.
V0N 3A0



www.scquiltersguild.com

Guild memberships are renewed each year starting in September, and are valid until September 30 of the following year.

Memberships cost \$40 if you access the newsletter on our web site. Additional charges to cover postage are imposed if you prefer to have printed copies mailed to you. We welcome guests (there is a nominal drop-in fee of \$7) and love to have new members join us.

HISTORY

In 1982 a group of women on the Sunshine Coast got together to share their love of quilting. Pat Crucil, an accomplished quilter and teacher, established this first quilt group on the Coast. **Today** the Sunshine Coast Quilters' Guild is the "umbrella" organization for six local community quilt groups from Pender Harbour to Gibsons, with a membership of 114. The guild promotes the joy of quilting on the Coast by providing enjoyment through quilt shows, classes, demonstrations and displays. We continue to meet eight days throughout our Guild year, from September to May at the Holy Family Parish Hall in West Sechelt (5700 Nickerson Road). Our meetings consist of Mini-Workshops, Business Meetings, Block of the Month, Show and Tell, Library and a Program.

S.C.Q.G. LIBRARY

We are looking for recommendations for new books, magazines and DVDs. Please tell us what you would like to be able to borrow from your library. What topics or special techniques would you like to learn more about? Does your favourite quilter/instructor have their own book? Email Phyllis Argyle at

phyllis.argyle@gmail.com with your ideas.

If you can't make it to a meeting, let us know the **number on the sticker on the front of the book or magazine** so we can renew your library books for you. Call Phyllis at 604-885-3285 or email the above address. There will be only one (1) renewal. Thanks very much from your library committee: Betti McGilverly, Eryl Shindel, Louise Keats, Phyllis Argyle.



GUILD MEMBERSHIP, EVENT PAYMENTS

The membership year runs from Sept to Sept annually, membership fees are pro-rated after January meeting—see the membership table for details.

IF you wish to pay for your membership via **e-Transfer** send your fee to greg.helene.johnston@gmail.com **With** the question: What am I paying for.
With the password: membership2019.

Membership forms will be available at the desk.

IF you wish to pay for a Class or an Event, ask the Program ladies for the password and send e-transfer to Helene and she will notify the correct department (ex. Program, Membership etc.).