

# SUNSHINE COAST QUILTERS' GUILD



Next MEETING Sept. 26th, 2020 Holy Family Parish Hall, 5700 Nickerson Road, West Sechelt

Apr, 2020

## Special Points of Interest

**Next Newsletter update:**  
**May, 2020**

**Next meeting:**  
**Sept 26th, 2020**

Doors open: 8:45 am

**MINI WORKSHOP:** 9:30  
Selvages  
Karen Biddlecombe &  
Shel Hein

**Business Meeting:**  
11:00 am  
**Show & Tell**  
Coffee/Snack Break,

**Program: Trunk Show**  
The Well Travelled Piano  
- Anne Hall

**Executive meeting**  
follows 15 minutes after the  
program ends and all members  
are welcome to attend.

## **Inside this issue:**

Board & Group contact	2
Past Board Minutes	3
March Program	5
April Program	6
Comfort & CQA	7
Shows: Calendar	12
Request from Aux.	14
Pattern - Face Mask	15
Nominating Committee	16
Library	16

## **PRESIDENT'S REPORT—** Rojean Trent

Returning home from Waikiki was easier than I thought it would be. I thanked everyone who helped get us home. The people working for transport companies and in airports are an amazing group. So happy to be home!

Quarantine has been far too easy for me. I have enjoyed the last ten days where I have played everyday in my sewing room. Thank you to all the quilters who sent in pictures of what you are working on. It is inspiring and fun to see plus a great way for us to stay connected.

Thank you to our team of leaders who keep me updated and focussed on being president! Program has met via Zoom and even though we have had to cancel our March, April and May meetings, they are actively rescheduling for the future. Comfort Society is thinking ahead and has enough quilts until the summer. After that we may need more. Especially in December! Please contact and arrange with Lynda White to drop off finished quilts, pick up a new kit to make, get backing, batting or a label. The nominating committee is seeking recruits for next year. Please consider saying yes when you are asked to volunteer. When I contacted Newsletter about whether there would be an April edition, I got an "absolutely". So big cheers to our teams. A suggestion has been made to meet in June. We will keep you updated.

Keep our local fabric stores in business by shopping online. We need them to keep going right now.

I hope everyone has stayed healthy and safe. Please let Val Marus know if anyone needs some sunshine in the mail. There are many older members who could use a phone call. This is a scary time for our golden oldies. Hope to see you soon!

## **Hostess Schedule\***

Sept. 26th, 2020: Cotton Club  
Oct. 31st, 2020: Gone to Pieces  
\*\*Nov. 28th, 2020: 1/2 Moon Crazy's\*\*  
\*\*Jan. 30th, 2021: Pender Harbour Piecemakers\*\*  
February 27th, 2021: Fat Quarters  
March 27th, 2021: Cotton Club  
April 24th, 2021: Gone to Pieces  
May 29th, 2021: Pender Harbour Piecemakers  
\*\*(switched dates)

\*When the Satellite group is hosting all members of the Satellite group are welcome to stay (no charge) and enjoy and participate in the day's activities.

## **Next NEWSLETTER**

### **Deadline:**

May. 8th, 2020

### **Things to Remember for meeting:**

\*\*Coffee/tea cup –  
\*\*\* Name Tag

\*\*Donation to hostess group for snack

**No fat Quarter draw  
This Month's Hostess Group:  
not applicable April & May  
meetings cancelled**

# Sunshine Coast Quilters' Guild 2019-2020 Board Membership

<i>Position</i>	<i>Name</i>	<i>Position</i>	<i>Name</i>
<b>President</b>	Rojean Trent	<b>Vice President</b>	Kim Thompson
<b>Past President / Sunshine</b>	Val Marus	<b>Treasurer</b>	Helene Johnston
<b>Secretary</b>	Moira Sarling / Darlene Finch back up	<b>Website Admin</b>	Elizabeth Byrne
<b>Block of the Month</b>	Donna Thompson, Janet Thornton, Vicky Kay	<b>2021 Quilt Show Chair</b>	Karen Biddlecombe & Bernardine Somogyi
<b>Comfort Quilts</b>	Jeannette Thompson, Lois Anderson, Joan Baker, Jean Whitehead, Marie Malcolm, Janet Flumerfelt, Linda Child, Andrea Wilson, Lynda White	<b>Quilt Show Committee</b>	TBD—please feel free to step forward :)
<b>Membership &amp; Merchandise</b>	Pauline Weber, Grace Whitelock, Mona MacKinnon	<b>Publicity / CQA Rep</b>	Moira Sarling, Marg Kurys
<b>Program Committee / Mini Workshops</b>	Marian Williamson, Maria Lodzinski, Jude Grebeldinger, Darlene Finch, Nancy McMurdo, Trish Sayer	<b>Library</b>	Betti McGilvery, Phyllis Argyle, Eryl Shindel, Louise Keats
<b>Newsletter Editor &amp; FB / Newsletter Assistant</b>	Karen Biddlecombe Val Marus	<b>Retreat Committee</b>	<b>NEEDS TO BE FILLED</b>
<b>Bus Trip Chair</b>	Sharon Roye	<b>Youth Outreach</b>	<b>NEEDS TO BE FILLED</b>

## Satellite Group Rep contact information:

### Pender Harbour Piecemakers:

Meet at Madeira Park: Lee Ewing  
604-883-2620 [lewing@dccnet.com](mailto:lewing@dccnet.com)

**½ Moon Crazies:** Meets at Senior Centre, Sechelt. 2nd Sat. 9 - 4  
Judi Wilson 604-885-2343 and  
Eryl Shindel 604-885-0276

**Loose Threads:** Meet at a member's home in Sechelt area—taking turns to host. 1st & 3rd Thursday: 10 - 2 Sonja Randell  
604-885-7722 [sonja2287@telus.net](mailto:sonja2287@telus.net)

**Fat Quarters:** Meet at Lutheran Church 4607 Whitaker Road; 3rd Sundays: 11 - 3  
Rita Hunt 604-885-3601  
[ritamhunt49@gmail.com](mailto:ritamhunt49@gmail.com)

### Gone To Pieces:

Meet at Frank West Hall Gibsons.  
Second Sat of the month  
Linda Evans [clevans7@eastlink.ca](mailto:clevans7@eastlink.ca)

### Cotton Club:

Meet at Frank West Hall Gibsons  
2nd Tues & 3rd Sat of the month  
Linda Gant 604-886-7639  
[lgant@telus.net](mailto:lgant@telus.net)

## Advertising Rates (per issue\* (PI) for period Sept - May, excluding Dec):

Classified.....\$10.00 \*PI  
Bus card size..... \$10.00 \*PI  
8 issues .....\$50.00  
¼ Page for .....\$14.00 \*PI  
8 issues.....\$90.00  
½ Page .....\$21.00 \*PI  
8 issues.....\$125.00  
Full Page .....\$42.00 \*PI  
8 issues.....\$200.00  
One time email to all members,  
.....Quilting related \$15.00  
.....Commercial \$35.00

Please contact :  
Val Marus:  
[valmarus1@gmail.com](mailto:valmarus1@gmail.com)

**Next Newsletter Deadline**  
**May 8th, 2020**

for Newsletter updates  
**May, 2020**

Attention all: Check out the Guild's website under Gallery for many more pictures as our members are sharing their works over the past month. Please continue to send to Karen B. and she will post on Facebook and send along to Elizabeth B. who will post onto our Guild's website. Time for sharing and staying connected during this most interesting time. Remember we have trained for this :)

## S.C.Q.G. RESOURCE DAY MINUTES: March 28th, 2020 - MEETING CANCELLED

### S.C.Q.G. BOARD MINUTES: April 5th, 2020

#### Present:

Rojean Trent      Kim Thompson  
Marian Williamson   Moira Sarling  
Karen Biddlecombe  
Helene Johnston   Elizabeth Byrne  
Jeanette Thompson

#### Call to Order:

Rojean Trent called the meeting to order at 1:00 p.m. via Zoom.

#### Newsletter:

A request will be made for handmade laundry bags and caps for hospital staff. Karen Biddlecombe has fabric from the Aux/Thrift Shop available for these projects and info will be in the Newsletter. The deadline is May 8 for the next Newsletter.

Rojean asked for ways to keep our Guild connected. The newsletter and website will contain information to keep our interest. The April and May meetings will be cancelled. The church will be informed of this change and next year's bookings will be put in place. We will consider having a meeting in June or July.

#### Program:

The Program Committee has had a Zoom meeting. Anne Hall is rebooked for September and Susan Jensen for November. The Committee has planned for next year with the exception of May. A discussion took place how to keep the Guild members engaged while we cannot have our monthly meetings. The challenges that are in place (Making A Grand Entrance) will be viewed on line and Survey Monkey can be used to vote on the Viewer's Choice. The President's Challenge would be due at our next meeting (whenever that is, September?). The CQA is running a bi-monthly Mystery Row by Row which might be of interest to our members. Further report attached.

#### Comfort:

There are enough quilts completed to see us thru until September. Lynda White has kits, batting etc. that can be picked up. Members can phone to arrange to pick up. We believe there will be a need in the not too distant future for more quilts after

these trying times.

#### Block of the Month:

It was discussed how to do the draw for the last BOM. Members drop off the blocks somewhere?

#### Membership:

The door prize draw will be done Membership and Kim Thompson will contact winners to arrange pick up.

#### Sunshine:

It was suggested that cards could be sent to our older, isolated members or phone calls.

#### Quilt Show:

On hold, in discussions with Gibsons Rink. Date to be discussed.

Karen Biddlecombe & Bernardine Somogyi Co-Chairing.

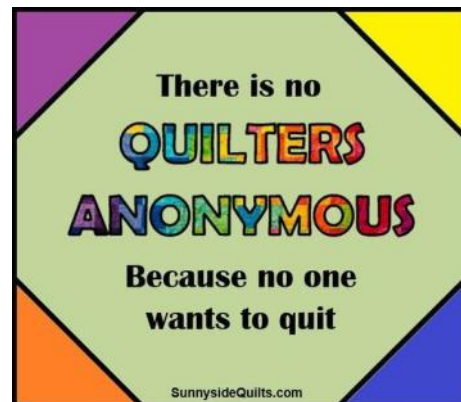
#### Nominations:

Lynda White is looking for volunteers for Vice President and other positions and this will be in the next Newsletter.

The next board meeting will be May 3 at 1 p.m. via Zoom.

Meeting adjourned at 2:05 p.m.

Sue L - Quilted plant mat holder with waterproof lining: Postcard Front and Back and Baby Hearts—leftovers plus 1 = baby quilt





NEXT MEETING SEPT.26TH, 2020

SUNSHINE COAST QUILTERS' GUILD

Joan B - fabrics ready for masks for the respiratory clinic. Sure cut down my stash!


The 2nd one is a lap quilt I machine quilted after Maria L. patiently pieced it together!



Marie - baby quilts for the hospital

This rainbow unicorn is made with 2" squares. I used a gridding interfacing for this project.

Val M - 2 small wall hangings



Helene - Baby quilt



Merilee M - Sumac Place quilt



Phyllis A - made from quilt blocks from the free table. Some were the same others were cut down to fit and scraps made the remaining



Rojean T - using Straight Out of Line Ruler



HUSBANDS IN 2019:  
HOW MANY CRAFT SUPPLIES DO YOU  
NEED? YOU HAVE ENOUGH TILL THE  
END OF TIME!

WIVES IN 2020:  
WHO'S CRAZY NOW?



# MARCH, 2020 PROGRAM ACTIVITIES

## Your 2019 -2020 Program Committee

Marian Williamson

[marianwilliamson@hotmail.com](mailto:marianwilliamson@hotmail.com)

Jude Grebeldinger

[jgrebel@gmail.com](mailto:jgrebel@gmail.com)

Maria Lodzinski

[marialodzinski@gmail.com](mailto:marialodzinski@gmail.com)

Darlene Finch

[darleneefinch@gmail.com](mailto:darleneefinch@gmail.com)

Nancy McMurdo

[nmcmurdo@telus.net](mailto:nmcmurdo@telus.net)

Trish Sayer

[sayertrish@gmail.com](mailto:sayertrish@gmail.com)

## RECAP and THANKS: Program Committee Report for MARCH, 2020

WHIP (Work Hopefully in Progress) FOURTH Draw was for Project Number 1. There were 9 projects completed by 8 participants. The winner of March30, 2020 draw was **Carol Dunsford**.

Draw for **April's WHIP PROJECT** will be Project **#6**. Please forward the picture of your completed project to

**Marian Williamson** by Noon, **Saturday April 25<sup>th</sup>**. We will then include your project in the draw at our April 27<sup>th</sup> ZOOM meeting. By default, this will leave May's WHIP PROJECT to be Project #2.



Purse - Moira S.



Scarf - Shel H.



Picnic Quilt - Sue L.



Asian Antics - Bev B.



Voyager Bag - Darlene F.



Froggie Fun Book - Carol D.



Another Snowy Day - Jeanette L.

One Block  
Wonder - Bev.  
B.



Christmas  
Quilt -  
Helene J.



# APRIL, 2020 PROGRAM ACTIVITIES

## Your 2019 -2020 Program Committee

Marian Williamson	<a href="mailto:marianwilliamson@hotmail.com">marianwilliamson@hotmail.com</a>	Jude Grebeldinger	<a href="mailto:jgrebel@gmail.com">jgrebel@gmail.com</a>
Maria Lodzinski	<a href="mailto:marialodzinski@gmail.com">marialodzinski@gmail.com</a>	Darlene Finch	<a href="mailto:darleneefinch@gmail.com">darleneefinch@gmail.com</a>
Nancy McMurdo	<a href="mailto:nmcmurdo@telus.net">nmcmurdo@telus.net</a>	Trish Sayer	<a href="mailto:sayertrish@gmail.com">sayertrish@gmail.com</a>

## Challenges:

- ♦ **“Making a Grand Entrance” Challenge** - while the reveal date was for March, we would like members to submit a picture of their completed project with a sentence or two about it to [marianwilliamson@hotmail.com](mailto:marianwilliamson@hotmail.com) **by Saturday April 18th**. The picture and brief blurb will be put on the website without the quilter's name. The membership will be sent a survey through **Survey Monkey** to vote for the viewer's choice. Voting will be open for one week being completed by April 25th. The Committee will then announce the Viewer's Choice 1st, 2nd and 3rd winners.
- ♦ **“One Colour +1” Challenge - due May 2020**. Pictures and a couple of sentences to be received by May 23rd. Pictures and blurb will be put on the website without the quilter's name. Voting for Viewer's Choice will be open for one week through **Survey Monkey**. Winners will be announced after May 30th.

- ♦ **Workshop Rescheduling:** Anne Hall – Desert Sky has been rescheduled for Sunday, Sept. 27th.

If interested in a smaller Judy Niemeyer project, Anne will make kits for “Scandinavian Snowflake” (20” round) at \$35.00 + GST. Kit will include everything cut out and ready to go. There is room for 4 people to do this. Please contact Marian, if interested.



**Susan Jensen – Branching Out – “Nature’s Threadwork”** Techniques is rescheduled to Sunday, November 29th.

\*\*\*Please let **Marian Williamson** know if you have any problems with the revised workshop timing.

## Trunk Show Rescheduling:

- ♦ Anne Hall – “The Well Travelled Piano” to Saturday, September 26th, 2020
- ♦ Nancy Riemersma – “My Playful Journey to Fibre Artist” to Saturday, April 24, 2021
- ♦ Susan Jensen – “Branching Out” to Saturday, November 28, 2020

Your **PROGRAM COMMITTEE** is now working on 2020-2021 Plans. We welcome any suggestions and/or comments for next year. (Trunk Show Ideas, Workshop suggestions, Challenges) **No suggestion is too crazy!** We are looking for new Program Committee members to help with planning and sharing ideas and have fun.

See any member of the Committee or email me.

Thank you for your patience as we work through this challenging time.

Stay safe and healthy and QUILT on. We miss you!

## COMFORT SOCIETY

Although most things are on hold during this pandemic, babies are still being born. Our present inventory of baby quilts is quite good.

Most of us now are self-isolating; if you're like me, it means more quilting time. (Isn't "quilting" an essential service? Someone recently asked me.)

I do hope you are all in good health and still able to make comfort quilts for your community.

Our committee is willing to help you with this by doing the following:

1. Deliver batting and backing for you to finish a quilt. (Do you need a label too?)
2. Are you ready to take one of our comfort quilt kits to complete?
3. We have a drop-off/pickup site for this at Lynda White's on Flume Rd., Roberts Creek. Call for address.

Contact - Lynda White by phone 604 741-9901 OR Jean Whitehead by e-mail. [j50jeanwhite-head@gmail.com](mailto:j50jeanwhite-head@gmail.com)

The Comfort Society will be sending a donation to the COVID-19 Emergency Support Fund. Lynda White.

**CQA Report** Visit the CQA website for details on challenges presented for CQA 2020. [canadianquilter.com](http://canadianquilter.com) Margaret Kurys, SCQG CQA Rep

Gateway to Adventure—deadline extended. New challenges outlined on the website - so have some fun!

Row by Row Quilt Along is on the CQA website under Resources. It started Feb 18th and is being updated every 2nd Tuesday morning with a new set of instructions for a row.

The instructions run from Feb 18th until June 9th with the last row - Row 9.

The website still has the 1st 4 rows on their website so you can go to CQA Row by Row Quilt Along and download your rows and get up to date! And you are only using 5 colors. The Finished quilt with no border or sashing would be 60" x 80".

Nancy C. - lap quilt with fishing theme for son in law



Maria L - Covid 19 quilt.







Heather M. - 3 fabric version CQA 52  
blocks 52 weeks' ↗



Judi W—52block from  
CQA ↗

Elizabeth B - The  
Chicadees—a kit from the  
Rushin Tailor in Skagway ↘



Helene J—WHIP quilt ↘







Carol B - on the right an 8 1/2" square the beginning of a scrap postage stamp quilt. 1 1/2" scraps

On the far left—a 36 1/2" square of scrap green strips of various widths 1st made into diagonal 6 1/2 squares. Idea from Fraser Valley Quilt Guild. In 2018 they donated 600 of these 36"-40" quilts to the neo-natal units in Lower Mainland hospital.

Flo - 3 Quilts:

Laura Heine  
Pattern "The Perfect  
Form:

From 2 layer cakes  
Stiletto from Carola

Twisted Nine Patch



Jude G. - 2 quilts





Marianne W. - Stash  
buster frog Quilt



Marianne W. - For the backing used 4  
14" squares won in the 'One Block I do  
not need" draw drawn Feb



Bev Z. - Table Runner made from  
leftovers



Moira S. - 2 Quilts made in  
Palm Springs





NEXT MEETING SEPT. 26TH, 2020  
HOLY FAMILY PARISH HALL, 5700  
NICKERSON ROAD, WEST SECHLT

SUNSHINE COAST QUILTERS' GUILD

**STITCH & BOBBIN**  
QUILTING AND SEWING SUPPLIES

While our store front is closed...  
***Curb-side pickup  
and delivery available  
during Covid-19***  
**Shop online 24/7**  
or order via email at  
[info@stitchandbobbin.com](mailto:info@stitchandbobbin.com)

**AUTHORIZED  
BERNINA  
LONGARM  
DEALER**

[www.stitchandbobbin.com](http://www.stitchandbobbin.com)  
604-840-3388   [stitchandbobbin](https://www.instagram.com/stitchandbobbin)

*Fibre Expressions*  
Quilt Shop

**HAPPY SPRING!**  
Aren't we lucky to have a hobby  
to keep us busy & happy!  
**WE ARE OPEN** to take orders  
for any supplies you might  
need to finish those UFO's.  
We will deliver or you can  
Pick up at the store!  
Call 604-885-6677  
or email  
[fibreexpressions@hotmail.com](mailto:fibreexpressions@hotmail.com)  
Check out our **NEW ITEMS**  
[www.fibreexpressions.com](http://www.fibreexpressions.com)

## **Fibre Works** **STUDIO & GALLERY**

Email: [fibreworksgallery@telus.net](mailto:fibreworksgallery@telus.net)

[www.fibreworksgallery.com](http://www.fibreworksgallery.com)

604-883-2380 12887 Sunshine Coast Hwy (the yurts)

Madeira Park, Gallery/Studio Hours: Wed—Sunday: 11am to 5pm and by appointment

### **I will be suspending the opening of FibreWorks to the public until further notice.**

Fibreshed Day has been postponed and we will hold it hopefully in the summer... I will be in touch once we have more clarity as to opening dates for the 2020 season. Master Weaver Courses have been cancelled, and new spring dates for 2021 courses are being planned, I will be in touch once they are confirmed.

Over the next while you may see someone working inside the yurts or on the deck, but to keep everyone as safe as possible, visitors will not be invited inside at this time. FibreWorks will continue to offer online shopping options for you and will be shipping orders every Friday. It can also be arranged for local customers to pick up prepaid online orders onsite. The online store will be kept up to date and full of great treasures for you to explore, and until our doors are open again, there is a sitewide 20% off all orders (please use the code SHARETHELOVE). It is my hope that you choose to continue to support us and all the other small businesses on the coast, so that we can withstand this current crisis.

Any phone messages will be picked up daily and I will call you back if you are directed to the answering machine. Please be patient with call backs, and maybe include a good time to reach you in your message if you can. Please be patient with emails too – I will reply to them as soon as possible, as I am only one woman :)

It is my greatest hope to see you all back here in the near future when this crisis has been calmed and the well-being of our community is once more restored. I know that we as a community are doing our best to stay positive, while at the same time, doing our part to reduce the spread of COVID-19. With all of us working together, supporting one another, and showing kindness to each other... we will get through this.

I want to thank you so much for your understanding, support and for doing all you can to keep our community healthy. Take care of yourselves, your loved ones... I hope you are all staying healthy and safe.

Alexis & family

## CALENDAR OF EVENTS - SHOWS:

\*\*\*\*\*

Parksville Quilt House Quilters  
Color the World  
Rescheduled: 2021  
Oceanside Arena, Parksville, BC

CQA  
Sept. 1- 4, 2020  
Edmonton Convention Centre,  
Edmonton, Alberta

City of Gardens Quilt Show  
Victoria Quilters' Guild  
June 5 - 7, 2020 CANCELLED

Sisters Outdoor Quilt Show  
Sisters, Oregon  
July 11, 2020  
Cascade Ave, Sisters, OR

"Hats off to Quilting"  
Outdoor Quilt Show  
Mayne Island Quilters Guild  
July 18, 2020, 10-4,  
Dinner Bay Park, Mayne Island BC

Quilt Show Week  
Paducah, KY  
Sept 2 - 5, 2020  
Schroeder Expo Centre  
415 Park Street, Paducah, KY

HAW  
Oct 3, 2020  
Timberlane Quilters' Guild  
Powell River, BC

Everett Quilt Show 2020 "Material Witness"  
Rescheduled: April 30 - May 1, 2021  
Edward D. Hansen Conference Centre, Everett  
Washington [Www.EverettQuiltShow.com](http://Www.EverettQuiltShow.com)  
Fri & Sat 10 - 5

Marion K.—baby quilt



Trish S. Frogs - Stash  
Buster Day

\*\*\*\*\*

Lois A—a challenging  
project



Lois A—couched cotton wool  
onto the seams and used this  
for quilting.



Pauline  
W. with  
3 lovely  
wall  
hanging  
quilts





## Wildflower QUILTING STUDIO



TESS STRAUSS AND  
DEBBIE VELDHOEN

wildflowerqs@gmail.com

Call for an appointment:

778-689-1564



## Sew Easy

Alton Toth  
Jenny Margueratt

604-885-2725

Located in Trail Bay Mall  
5755 Cowrie St  
Sechelt BC

e: seweasy@dccnet.com

[www.seweasy.ca](http://www.seweasy.ca)

## EuroTech

*Sewing Machine Repair*

ALL DOMESTIC SEWING MACHINES & SERGERS  
FORMER ALBEE'S SEWING CENTRE TECHNICIAN

Factory trained by

PFAFF BERNINA ELNA  
HUSQVARNA JANOME

Wei Hin Ng

Service Technician

t: 604.568.1238

w: [www.eurotechsewrepair.ca](http://www.eurotechsewrepair.ca)



*\*Serving the Vancouver area since 1989\**

*Snip & Stitch*  
SEWING CENTRE  
NANAIMO

#1-4047 Norwell Drive  
Nanaimo, B.C. V9T 1Y6

"Like" us on facebook  
Snip & Stitch Sewing Centre

Follow us on twitter  
@snipandstitch

Join the conversation on our blog  
[www.snipandstitchblog.wordpress.com](http://www.snipandstitchblog.wordpress.com)



Follow us for the  
latest from  
Snip & Stitch.  
We've got it  
all for you!

### INTERESTING LINKS:

#### [DIY Cloth Face Mask](#)

Utube: how to sew face masks for  
hospital. Look for sweet red poppy


Scrub bag pattern:

[willowcreekquilts.ca](http://willowcreekquilts.ca)

<http://biggeekdad.com/2016/01/the-elephants-that-came-to-dinner/>

<https://www.microsoft.com/inculture/fashion/emily-bode-new-york-ai-quilt-expert/>

[Www.gequiltedesigns.com](http://www.gequiltedesigns.com)  
<https://youtu.be/dLvZyPovmGA>



Request from Jane MacDonald VCH. The hospital is in need of scrub hats and staff laundry bags (100 of each are needed to protect the staff and help them store their street clothes while on shift). Bags approx. 20" x 22" (2 fat quarters), 2"xWOF for fabric ties or twill tape. See Scrub Bag Pattern [willowcreekquilts.ca](http://willowcreekquilts.ca)



Thanks so much for considering any of these sewing challenges.

Jane, Executive Director Sechelt Hospital Foundation

(Editor note: there are lots of free patterns available and links on page 13)

The Aux/Thrift Store found sewing notions and fabrics which are suitable for hats, bags and have been brought to Karen Biddlecombe's place. **IF** you wish anything please call or email her for pickup or delivery.

Marg K - flannel back quilt, rag style

And a stay at home activity



Karen B - One Block Wonder, technique learned at a Mini Workshop by Rojean T

And 2 baby quilts Fish and Raggedy Anne & Andy

The trees on the left is actually 1 of 3 quilts made with some variations. And that was mostly because I read the pattern wrong and made way too many blocks.



Hello Quilters, I hope that everyone is well and keeping busy in your quilting space, working on a "Quarantine Quilt". I am sure there will be a huge "Show and Tell" at our next meeting, whenever that happens.

I really want to thank Marian Williamson and the Program Committee for their fabulous "WHIP" Challenge. It really got me to look at what was unfinished in my studio, and provided the motivation to get some projects completed. Now that my studio is tidied, I have found even more UFO's so I have more to keep me busy. Now they are a new category, the Quarantine Quilts. Have you made one yet? Let's find a way to share what we are doing!

Keep calm, and quilt on.

Jeannette Lucas



Www.boldnotionquilting.com Stay well out there! Happy Stitching.

## Lined Reversible Face Mask:

For this Project you will Need:

Fabric: 100% cotton fabric  
Fabric Ties 2 yards - Use 1/2" double fold bias tape cut 4 18" strips  
Lightweight, nonwoven fusible interfacing  
Pattern template  
Basic Sewing Supplies

Fold fabrics in half right sides together, cut 2 of the lined face mask pattern, if you can cut 4 layers at a time great. Keeping right sides together sew along round edge, open and press seam to one side. Stitch down the front middle line of your mask catching the seam on the back end. Do this for both the front and back mask piece.

Take 2 of the mask pieces and pin ties on the left and right side 1/2" from bottom of mask. Raw edge along raw edge of your mask. Take remaining 2 ties and cut a 45degree angle along the raw edge then place your mask raw edge to raw edge with ties protruding outward. Match front and back, right sides together. Pin and sew around the exterior of the mask with a 1/4" seam and leave a small opening at the bottom of the mask between the centre front seam and corner. Clip corners, Turn mask right side out and press.

Attach Strap with 45\* Facing straps outward >

Top stitch all around the mask 1/4".

Make fabric ties: cotton strips 1.75" wide. Fold in half longways and press. Open and fold inward the raw edges to give the finished edges on the outside. Stich along outer edge of ties to seal, sub-cut ties to 18" and finish 1 edge by folding twice about 1/4" and stitch to secure

< Attach strap flush against side

1"  
Block

Lined Face Mask  
1/4" Seam Allowance included  
Cut 4  
(2 Sets right sides together)

## SUNSHINE COAST QUILTERS' GUILD

P.O. Box 2083  
Sechelt, B.C.  
V0N 3A0



[www.scquiltersguild.com](http://www.scquiltersguild.com)

*Guild memberships are renewed each year starting in September, and are valid until September 30 of the following year.*

*Memberships cost \$40 if you access the newsletter on our web site. Additional charges to cover postage are imposed if you prefer to have printed copies mailed to you. We welcome guests (there is a nominal drop-in fee of \$7) and love to have new members join us.*

### S.C.Q.G. LIBRARY

We are looking for recommendations for new books, magazines and DVDs. Please tell us what you would like to be able to borrow from your library. What topics or special techniques would you like to learn more about? Does your favourite quilter/instructor have their own book? Email Phyllis Argyle at

[phyllis.argyle@gmail.com](mailto:phyllis.argyle@gmail.com) with your ideas.

If you can't make it to a meeting, let us know the **number on the sticker on the front of the book or magazine** so we can renew your library books for you. Call Phyllis at 604-885-3285 or email the above address. There will be only one (1) renewal. Thanks very much from your library committee: Betti McGilvery, Eryl Shindel, Louise Keats, Phyllis Argyle.



## HISTORY

In 1982 a group of women on the Sunshine Coast got together to share their love of quilting. Pat Crucil, an accomplished quilter and teacher, established this first quilt group on the Coast.

**Today** the Sunshine Coast Quilters' Guild is the "umbrella" organization for six local community quilt groups from Pender Harbour to Gibsons, with a membership of 114. The guild promotes the joy of quilting on the Coast by providing enjoyment through quilt shows, classes, demonstrations and displays. We continue to meet eight days throughout our Guild year, from September to May at the Holy Family Parish Hall in West Sechelt (5700 Nickerson Road). Our meetings consist of Mini-Workshops, Business Meetings, Block of the Month, Show and Tell, Library and a Program.



### GUILD POSITIONS FOR: 2020-2021 NEED FILLING:

Vice-President, 1 for Library, BOM, are known to be needed at this time.

Please call Lynda White at 604-741-9901 or Karen B. [karen@klbhr.ca](mailto:karen@klbhr.ca) (604-313-1820) if you are staying in your position, stepping down from your position OR more importantly if you are willing to step up!