

SUNSHINE COAST QUILTERS' GUILD



Next MEETING January 30, 2021 via Zoom

January 2021

Special Points of Interest

Next meeting: January 30/21

Enter the Zoom session between 9:30 and 10:00 from the comfort of your own home

10:00 - 10:15 Opening remarks by President Kimala and others

10:15—11:00 Virtual Show N'Tell Slide Show

See what your friends have been up to

11:00—12:00 Virtual Trunk Show with Peter Byrne

12:00—1:00 open for discussion between members

Next Newsletter : Feb. 2021 (deadline Feb. 5th)

Executive meeting via Zoom
Feb. 2nd 7:00 p.m. Open to all members. Contact Karen B. for an invite

Inside this issue:

<i>President's report</i>	2
<i>Jan.. Resource Day Agenda</i>	3
<i>Program Activities</i>	4-7
<i>Comfort & CQA</i>	8
<i>Board meetings/AGM</i>	12-13
<i>Mask Making Project</i>	14
<i>Guild executive/committees</i>	15
<i>Membership, History</i>	16

NEWS & IMPORTANT NOTICES for January 2021

Happy New Year to all!

- All Resource Days will be Virtual via Zoom from Jan. to May 2021.
- JANUARY 30TH - will be the first Zoom Resource Day with a virtual Show N' Tell and TRUNK SHOW "Behind the Seams" with Peter Byrne. See Page 3 for details.
- Make sure you have a Zoom Invite, get a cup of coffee and come to the meeting from the comfort of your home.
- Non-members may attend Resource Day as guests for FREE (Jan.—May).
- Sadly all workshops have been suspended/cancelled until further notice—stay tuned for more details.
- SCQG membership fees are completely eliminated for 2020—2021. All members from the 2019—2020 year will have their membership extended to September 2021. See Board Meeting Minutes, Page 13.
- No late fees for your library books since we can't gather. Once restrictions are modified, we will set something up for returns and signing new books out. Until then, please keep track of your books and magazines so they don't go astray.
- Fat Quarter Draws suspended until we can gather again.
- Block of the Month is on hold for now. Please keep your sunflower block until we can gather to have a draw (we hope they don't go to seed!)
- Website would appreciate any photos, candid shots, up close details, or anything others might be interested in. Please email Elizabeth Bryne.
- Rojean Trent is the "Sunshine" person. Please pass on info about members that could use a bright spot added to their day or acknowledge a family loss. Rojean won't mind hearing the news several times, if it means no member is overlooked.

President's Report—Kimala Thompson

It's a brand New Year and I hope everyone is ready for a brand new way to enjoy our Guild meetings. The continuing Covid-19 restrictions are encouraging us to meet virtually. Your Program Committee is putting everything in place so that we will be able to meet via Zoom, enjoy a virtual guest speaker and have a Show and Tell. Find out how to go about participating in the Program article.

The generous and prolific quilters in this Guild came through in the crunch, again. There are now enough baby quilts for the recent baby boom on the Coast. Find out what else your Comfort Society has been doing.

There will not be any late fees for your library books, since we cannot gather. Once restrictions are modified we will set something up for returns and signing out new books. Until then, please keep track of your books and magazines so they don't go astray.

Your Guild Board and Committees have been working hard to find ways for us to enjoy the comradarie and inspiration that our shared love of quilting creates. It does require participation from you, to succeed. Please don't be intimidated by the new virtual format, if you haven't used Zoom yet. It really is easy!

I'm looking forward to January Resource Day, I can't wait to see what kind of projects everyone has been working on. I may just have a baby quilt for the Comfort Society ready by then, once I figure out how to do the magic binding.... Meanwhile, everyone please stay well, stay connected and get ready to Zoom!



Zoom Resource Days are here.



Staying apart but staying together.

See you on the 30th.

Let's do it!

"Be kind, be calm and be safe"



JANUARY 30TH RESOURCE DAY AGENDA:

Zoom is available from 9:30 a.m. for members to sign in. You will need to receive the Zoom Invitation via email from Karen B. Please send Karen B. an email before January 30th advising of your interest so you can receive an invite link.

- **9:30—10:00 From the comfort of your own home, sign in to the Zoom link**
- **10:00 – 10:15 Opening Remarks** from President Kimala and others
- **10:15 – 11:00 Show N' Tell Slide Show – Presented by Karen B., Program Chair**
See what your friends have been up to. *
- **11:00 – 12:00 Virtual Trunk Show by Peter Byrne “Behind the Seams”**

Peter is an international award-winning modern quilter and teacher with a deep passion for innovation and design.

(thanks to Zoom, we are able to bring Peter into your home all the way from Ontario)



“Starring You”
Won Best in Show
QuiltCon 2020



“Cityscape Improv”
Won Best Machine
Quilting Frameless
QuiltCon 2020



You can look up Mr. Byrne on his website: peterbquilts.com or Facebook under Peter Byrne, Instagram @petersquilts. He has recently had an article in the CQA magazine.

- **12:00 – 1:00 for open discussion between members**

*Note: You can send an email with a picture of your quilt/s to Karen B. with a short description to be included in this month's Show N' Tell deadline January 16, 2021). Each month please send in your pictures so that they can be included in the next month's slide show.

Your 2020—2021 Program Committee

Karen Biddlecombe, Darlene Finch, Jude Grebeldinger, Maria Lodzinski, Nancy McMurdo

PROGRAM ACTIVITIES

- **NOTES: no November** meeting/program
- **PRIOR CHALLENGES DUE NOVEMBER FROM THE MINI-PROJECTS** – Placemats Theme Floral (Christmas) – wonderful participation here – With thanks to Fibre Expressions for receiving the placemats on the Guild's behalf! There were 32 handed in, posted on the Guild Website.. Placemats were distributed to Meals on Wheels – Thank you to the Comfort Society for their distribution help.
- **NEW MINI-PROJECTS TO HAVE BEEN INTRODUCED NOV.** (combination mini-workshop/mini-challenge = mini project) = is now DUE JANUARY 2021 meeting—Mug Rugs – Theme – Woodsy. Take a photo of your Mug Rug and send to Karen B.* and she will include in the Show N Tell slide show. See tutorial on making a mug rug on page 7.
- **NEW - JANUARY MINI PROJECT:** Table Runner is the theme of the January mini project. Please make a table runner during the month of January and send a picture and write up to Karen B.* so that it can be included in the February Show N' Tell.
- **NEW - JANUARY CHALLENGE:** Hexagons is the theme of the January challenge. Please make '?!?' something out of hexagons during January and send a picture and write up to Karen B*. so that it can be included in the February Show N' Tell.
- **ON-GOING CHALLENGE: AWTD (Always Wanted To Do—aka UFO).** From the list you brought in at the October meeting, project #4 is due January 30, 2021. Send a picture of your # 4 project to Darlene Finch* before January 30th. The next Project # will be drawn in each month until May 2021.

Its not too late to join in this project, if you wish to send in a list and get going on your project #1 contact Darlene Finch and she will add you to the list of members having fun getting their unfinished projects completed!

Remember to keep your largest/hardest/challenging item to item #6 as this one will not be due until May 2021.



- **OCTOBER SPECIAL EVENT:** Trunk Show by the Singing Quilter, Cathy Miller & John Bunge. This event has been recorded., We are awaiting technical assistance with this recording to make it available to Guild members. Stay tuned for when the bugs get figured out and Program will send out this information in due course.

*Can't take pictures? Contact Karen B. and she will arrange to get a picture taken so that your work can be included in the future.

FEBRUARY PROGRAM: Will be brought to you by your Program Committee

BINGO!

ADVANCE WORK NEEDED BY PARTICIPANTS:

“QUILT BLOCK BINGO”

We will be playing Bingo during the February program. So, for all you Bingo lovers, we welcome you to come and play with us!

Now there is some work for you to do ahead of time, so Program wants to ensure you have lots of time to prepare! Sounds like fun. Yes, indeed it will be.



You need: 1 row reds, 1 row blues, 1 row greens, 1 row yellows/oranges, 1 row pinks/purples with black in the centre.

Each fabric must be chosen from one of the following categories: batik, floral, geometric, heart, leaf, metallic, holiday, novelty, paisley, plaid, solid, star, stripe, or 1930s print.

PREPARE YOUR BLOCK: Each Bingo Block will need a total of 25 x 2.5" square

- Arrange the blocks in the same color pattern (see pictures), it will be 10.5-inch square
- Make as many bingo blocks as you can handle, we ask you to show us your Bingo blocks at the beginning of the game, but of course you need at least one!
- Use pins to mark your squares once they have been called. Pins will work better than buttons as we will have 3 games played consecutively (3 games if time permits). The blocks called in the 1st game will be counted in the 2nd game and then counted in the 3rd game (black out), so you want them well marked.
- If you have any questions give me a call, Karen 604-313-1820

Materials for one 10 ½" card: (See above for type of fabric to chose:)

- | | |
|---|---|
| • 5 (2½") squares assorted yellow and orange prints | • 5 (2½") squares assorted green prints |
| • 5 (2½") squares assorted red prints | • 4 (2½") squares assorted pink and purple prints |
| • 5 (2½") squares assorted blueprints | • 1 (2½") square black print |



Block Assembly

1. Referring to photos of blocks, join 5 yellow/orange print squares to make 1 row. In the same manner, make 1 red, 1 blue, and 1 green row.
2. Join 2 pink/purple squares. Make 2 pink/purple pairs. Join one pink/purple pair to each side of black square to complete pink/purple row
3. Join rows, placing pink/purple row in center, to complete 1 Bingo Game Card block.

If time permits, we will do 3 games: 1 line any way, followed by 2 lines anyway and then black out.

Prizes awarded to 1st person to call out BINGO!

BINGO OVER – WE HAVE A PLAN FOR THAT BLOCK(S) YOU CREATED:

What to do with card block when game is finished? Well, we would like you to make your block(s) into a finished QAYG (Quilt as you Go) block(s).

Please take your block(s) top and using any of the colours identified above use those colours for the backing, then using some of your small batting pieces complete your QAYG BINGO BLOCK(S).

Put your completed block(s) into a plastic bag with your name on it and either drop off at Fibre Expressions or call Karen B. to arrange for pickup or drop off.

Once the blocks have been received a Comfort Quilt will be made and eventually delivered to someone in the community by our Comfort Society.

Not planning on playing bingo but would like to support a Charity quilt? Please feel free to make up one or more QAYG blocks using the colors identified above and send along to Karen B. for inclusion in the Comfort Quilt.



MUG RUGS – MINI PROJECT: For January 30th



MUG RUG TUTORIAL:

What is a mug rug? It is a small quilt ranging in size from 4" x 7" to 8" x 12" inches. It can be square or rectangle. The purpose of a mug rug is to hold your cup of coffee/tea, but also a plate with a little tasty treat.

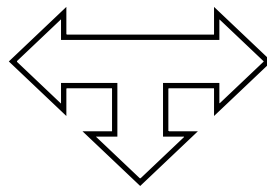
As such, a quilter can fit more detail onto a mug rug and have more fun creating them!

MAKING A MUG RUG:

1. Look in your stash for orphan blocks. What about that four-patch that was made with 2 ½" square you made awhile ago and did not quite fit the quilt it was destined for.
2. Add narrow borders to complement the design
3. Make the 'quilt sandwich'
4. Quilt the mug rug
5. Bind edges with binding or facings to finish
6. Enjoy using it or gifting it to others.



Moira's mug rug collection.




COMFORT SOCIETY

Thanks to all who answered the call for baby quilts. Our drop-off day brought in 21 baby, 4 lap and 6 large quilts. Pender Harbor Piecemakers provided us with 6 of their baby quilts. A non-member sent us 7 baby quilts.

We distributed 16 quilts to the Aboriginal teacher, SD46, for families on the coast. The Gibsons Yacht Club took 3 quilts for a sponsored family and provided us with \$200. 34 placemats went to Meals on Wheels and 2 small quilts went to Totem. And of course, baby quilts went to the hospital.

Due to our present restrictions, we are not scheduling a drop-off day and would ask that you continue to make comfort quilts and hold on to them for now. Batting is still available for you.

Lynda (604)741-9901



CQA Report

QUILT CANADA

VANCOUVER June 16—18, 2022

Halifax June 8—10, 2023

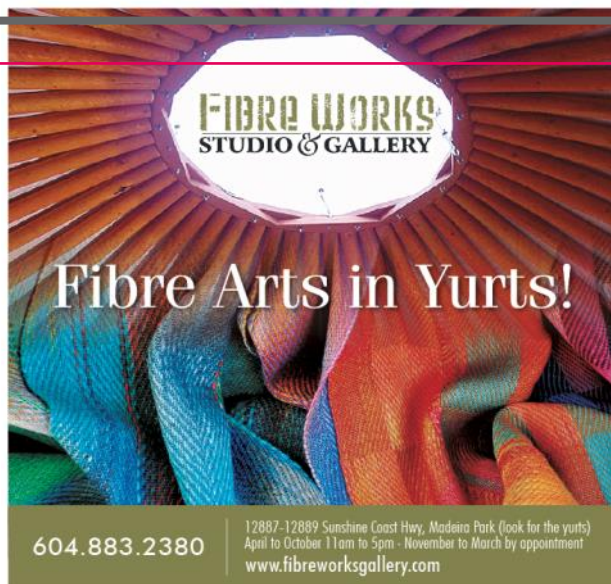
Edmonton June 20—22, 2024

CQA Challenges online:

[Canadian Quilters Association Association canadienne de la courtepointe - Canadian Quilters Association/Association Canadienne de la Courtepointe](#)

SCQG CQA Rep : Shel Hein





Hello and Happy January!

I do hope your recent holidays were a peaceful & productive time with fabulous projects.

FibreWorks is currently open by appointment only until Saturday April 3rd when we open once more for the 2021 season. There are wonderful exhibits and lovely workshops planned for the upcoming season, more details in the next newsletter ... If you cannot wait for the yurts to open once more in April, I encourage you to go to our online shop to explore the fabulous local artists we represent year round in our shop at <https://www.fibreworks.shop/>

The best to you all for 2021 ...

Alexis

Fibre Expressions
Quilt Shop

NEW ARRIVALS!
Embroidery Supplies
**Hand Dyed Wool, Thread
& Patterns**
Stunning Fabric!

Abandoned by Tim Holtz
Harlequin Poppies by Wilmington
We are well stocked on Basics
We are still expecting many New
lines but most are delayed. Please
keep checking the website for
"What's New" & "Coming Soon"

Store hours
Tuesday - Saturday 10am-3pm
www.fibreexpressions.com
604-885-6677

STITCH & BOBBIN
QUILTING AND SEWING SUPPLIES

Please check website for
updated Covid hours

Shop online 24/7
www.stitchandbobbin.com

New stock arriving everyday
6-819 Gibsons Way
604-840-3388

AUTHORIZED
BERNINA
LONGARM
DEALER

www.stitchandbobbin.com
604-840-3388

Wildflower QUILTING STUDIO



TESS STRAUSS AND
DEBBIE VELDHOEN

wildflowerqs@gmail.com

Call for an appointment:

778-689-1564



Sew Easy

Alton Toth
Jenny Margueratt

604-885-2725

Located in Trail Bay Mall
5755 Cowrie St
Sechelt BC

e: seweasy@dccnet.com

www.seweasy.ca

EuroTech

Sewing Machine Repair

ALL DOMESTIC SEWING MACHINES & SERGERS
FORMER ALBEE'S SEWING CENTRE TECHNICIAN

Factory trained by

PFAFF BERNINA ELNA
HUSQVARNA JANOME

Wei Hin Ng

Service Technician

t: 604.568.1238

w: www.eurotechsewrepair.ca



Serving the Vancouver area since 1989

Snip & Stitch
SEWING CENTRE
NANAIMO

#1-4047 Norwell Drive
Nanaimo, B.C. V9T 1Y6
1-800-789-1730
www.snipandstitch.com

"Like" us on facebook
Snip & Stitch Sewing Centre

Follow us on Instagram
@KathySchroter

Store Hours:
Tues. to Sat. 9:30-5:30 each day
Store closed Mon. Feb. 15
For Family Day
Closed for Inventory
Sat. Feb. 20-Mon. Feb. 22

Winter Warm Up Class Schedule
Visit our website for details.



Washing Yardage

Let me begin by stating that this was NOT my idea.....I read, or heard of this method for pre-washing yardage some time ago. I wish I could remember where because I would love to give them credit. This little time saving trick worked so well for me I had to pass it along.

I had a piece of fabric just over 9 metres long, needing to be pre-washed. You know what happens when you throw that full length of fabric into the washer.....you end up with a big twisted mess that has to be unwound to then go into the dryer where it just twists up again so that by the time it is dry you have to spend a long time at the ironing board trying to get rid of all the wrinkling.

To avoid this, a little prep work is all you need. Here is what I did.

I opened the fabric up so that it was the full 45" long, serged the raw edges to prevent unraveling, and then began accordion folding in roughly 1m lengths along one selvage edge. I set my machine to a long stitch, used a contrasting thread in the bobbin and proceeded to stitch the selvage edges closed through all layers. (Not sure if it was only supposed to be done at one end but I did this to both ends)



What went into the washer was a piece of fabric that measured about 45 x 40 inches and 9 layers thick. I checked it a couple of times during the wash cycle to make certain it stayed in that shape. When it came out of the dryer I unpicked the basting threads and left the piece draped over the ironing board still folded, to finish drying (the selvage area was still damp)

The only pressing I will need to do is what I would generally when beginning any project. You can bet I'll be using this method to pre-wash my fabrics in the future.

Posted by [Quilt Rat](#) at [11:56 AM](#) [12 comments:](#)

Labels: [washing yardage](#)



Zoom AGM and Board Meeting

1 December 2020

Present: Lois Anderson, Helene Johnston, Marian Williamson, Christine Lawson, Carol Bowie, Phyllis Argyle, Kimala Thompson, Mona MacKinnon, Sharon Halford, Susan Kimm-Jones, Elizabeth Byrne, Phyllis Erlenbusch, Lynda White, Marion Konkin, Rojean Trent, Bernardine Somogyi, Flo Linsey, Eryl Shindel, Karen Biddlecombe, Sue Lowell, Moira Sarling

The AGM meeting began at 7:10 p.m. There were not enough on line for a quorum.

Discussion on Finances:

Phyllis E asked why a sum of money that was transferred to the Guild was not reflected in the financial statements. There was some discussion on this item. It was explained that individual line items were not listed in the statements but showed in Deferred Income. The Comfort Society was formed to meet the Provincial Government requirements regarding raising money. All Guild members are also members of the Comfort Society. Going forward, the Treasurer will look into showing more detail in the Financial Statements therefore clarifying Deferred Income.

Q. Why were bank charges increased?

A. This was mainly due to increased use of e-transfers.

Q. Why was CQA costs shown as zero for one of the years?

A. A two year membership was purchased in the first year.

A Survey Monkey will be sent out to ask the membership to accept the Financial Statements for the Comfort Society and the Quilt Guild. Questions regarding the Statements can be directed to Kim Thompson

Board Meeting started at 7:57 p.m.

Lois Anderson, Helene Johnston, Marian Williamson, Christine Lawson, Carol Bowie, Phyllis Argyle, Kim Thompson, Mona MacKinnon, Sharon Halford, Elizabeth Byrne, Lynda White, Rojean Trent, Karen Biddlecombe, Moira Sarling

It was MOVED AND SECONDED that the minutes of the Zoom Board Meeting held November 3, 2020 be approved. CARRIED

Old Business

Karen B. stated there were no extra costs to her data plan from recording the program at the last Quilt Guild meeting. Karen B. is working on a YouTube for the Guild.

Rojean has not sent out any cards recently. Birthday cards for members over 90 will be sent out. Lois A. will print up Guild cards for Rojean.

New Business

Members wanted to know what to do with their floats. Helene J. said they can be returned.

Library:

Books that are out are extended to the January Resource Day. Arrangements should be made to return them to the Library after January if there is no meeting. Members are asked to get in touch with the Library Group.

Program:

Presenters have been cancelled and it is hoped to re-schedule for the Spring of 2021.

There has been a great response to the request for placemats. They have been passed to the Auxiliary for distribution.

Presenters that use Zoom are being looked into.

Newsletter:

January 8 is the deadline.

Comfort Society:

We are low on baby quilts. A request will go out to the membership. Quilts can be dropped off at Fibre Expressions. Lynda W. will be picking up there on December 12.

Membership:

Information about membership renewal processes will be sent out in the next Newsletter

Meeting adjourned at 8:36 p.m.

Zoom Board Meeting & Results of AGM Vote

8 December 2020

Present: Kimala Thompson, Karen Biddlecombe, Lois Anderson, Jean Whitehead, Marian Williamson, Lynda White, Helene Johnston, Mona MacKinnon, Moira Sarling

Meeting started at 7:06 p.m.

A Survey Monkey was sent out to the Membership to Approve the 2020 Financial Statements and Budget for the Sunshine Coast Quilters' Guild and Comfort Society.

The Guild received a healthy response and a quorum was easily reached with acceptance of the Financial Statements and Budget.

Old Business:

There was a discussion of the Financial Reporting and a review of what the requirements of the Gaming Commission were with regard to the Quilt Raffle. A Motion was made to stay the course and continue with our process that is in place now regarding the Gaming Commission requirements. This Motion was Seconded and Accepted by the Board. When there is a raffle, a sub committee will be formed to decide how and when the money is dispersed.

Helene Johnston will be looking into showing more information on the Financial Statements regarding the Comfort Society.

Rojean Trent is heading up a Committee to look at our ByLaws for any changes that may be necessary.

The placemats that were made for Shorncliffe and Totem cannot be distributed at this time due to Covid19. Meals on Wheels will be contacted to see if they can receive the placemats, otherwise they will be kept until restrictions are lifted.

Meeting ended at 7:40

Zoom Board Meeting

5 January 2021

Present: Rojean Trent, Karen Biddlecombe, Lynda White, Mona MacKinnon, Marian Williamson, Jean Whitehead, Eryl Shindel, Jeannette Thompson, Moira Sarling

Meeting called to order 7:05 p.m. Rojean Trent chaired for Kimala Thompson

Treasurer's Report was emailed to the Board.

Old Business: None

New Business:

There was a discussion about the format of the General Meetings for 2021 and it was decided the meetings would be virtual January-May with the same meeting dates. There is a speaker for the January meeting which will be presented over Zoom. A review will take place after this presentation to see what the level of participation was. Rojean will check with the Committee Chairs to see how much time they will need to make their reports. The program planned for February is virtual bingo which was a suggestion from Lynda White.

Membership:

It was MOVED and SECONDED that due to the Covid restrictions, fees be eliminated for the rest of the year (to September 2021). CARRIED

There was a discussion on how to keep our membership engaged. Each of the Satellite Groups will be contacted to invite them to join the Zoom meetings. Members who are not also part of a Satellite Group will be contacted by the Board members to encourage them to join the Zoom meetings. All who wish to be included will be sent the email with the Zoom invite.

Comfort Society:

There are enough baby quilts to be donated in January. During the Christmas period, the Gibsons Yacht Club requested quilts to donate to needy families and then donated \$200 to the Guild. Two quilts were gratefully received by two patients on 2 South before Christmas.

Fat Quarters:

The Fat Quarters were very appreciative of the help Karen B. gave in setting up their Zoom call which was very successful.

Meeting adjourned at 7:51

Mask Making – The Second Wave

By Julie Astalnok

The call went out to Guild Members, Hospital Auxiliary Members and the Mask Making Sewing group in mid November and by December 7 we delivered 838 masks to the Elementary Schools on the Sunshine Coast. The original goal was to supply 720 masks and we exceeded that by quite a bit. Some of the group continued to make masks for the high schools and between mid December and January 11 we have completed and delivered another 350 masks. These masks are the rectangular 3 pleat, 3 ply masks with the polypropylene liner in the middle, nose wires and cord locks on the elastics. This style fits the most people and the cord locks make them adjustable as well. The school board and the administrators at the schools have told us how very much they appreciate our support and the wonderful masks.

The Sechelt Hospital Foundation supported us by supplying some of the fabric, the elastic and cord locks and the nose pieces. The school board supplied some of the polypropylene. Kerns Furniture donated sheeting for backing and many of the sewers donated fabric from their stashes as well.

Thank you to everyone for your hard work and sewing talent at a time of year when many of us are busy with Christmas. It was great to see what we can accomplish together.

Julie Astalnok, a guild member, has been working with Christine Fearn and Karen Biddlecombe on the mask making projects over this last year and recently put out a call to the Guild members to help make masks for schools.



HAVE YOUR SAY! Please consider volunteering for the few vacant positions!

Vice President: as VP you get to choose and buy, with guild money!, all the door prizes! Book the church dates. Support the president. You also collaborate with the executive to create a wonderful and exciting experience for all guild members.

Library: Help to choose books for the library. Help return and lend books at Resource Day. There is a safe system in place during Covid-19 to do this, but it does require more help on the day. The library is an invaluable resource for our members. It ensures the education of us all as well as inspire us to create and try new techniques or patterns. This is an important contribution.

Retreat: Social gatherings right now are not going to happen but, I wondered if a Zoom retreat would be possible? It would be an amazing opportunity to create this experience for members who just can't get out at this time. Please consider taking this on with a team.

Youth Liaison: Now, more than ever, youth need a creative outlet. Working with schools and girls clubs to enhance their existing programs would be making a difference in young lives. Consider being that team!

Program: Did you know that the Program Committee influences the direction of the guild, inspires us and our learning outcome? This is a great team of members who want to share ideas and make things happen. Sound like a team you want to join? They are always looking for new team members! Call me!

Rojean Trent 604-740-6635 cell



Sunshine Coast Quilters' Guild 2020-2021 Board Membership

<i>Position</i>	<i>Name</i>	<i>Position</i>	<i>Name</i>
President	Kimala Thompson	Vice President	NEEDS TO BE FILLED
Past President / Sunshine	Rojean Trent	Treasurer	Helene Johnston
Secretary	Moira Sarling / Darlene Finch back up	Website Admin Facebook Admin	Elizabeth Byrne Karen Biddlecombe
Block of the Month	Eileen Evans, Donna Thompson, Lynda White	2023 Quilt Show Chairs	Karen Biddlecombe & Bernardine Somogyi
Comfort Quilts	Lynda White, Lois Anderson, Joan Baker, Linda Child, Janet Flumerfelt, Marie Malcolm, Jeannette Thompson, Andrea Wilson, Jean Whitehead	CQA Rep	Shel Hein
Membership & Merchandise	Grace Whitelock, Mona MacKinnon, Trish Clooney	Publicity	Moira Sarling
Program Committee / Mini Workshops	Karen Biddlecombe, Darlene Finch, Jude Grebeldinger, Maria Lodzinski, Nancy McMurdo (NEED MORE)	Library	Phyllis Argyle, Donna Athey, Joanne Polan (NEED ONE MORE)
Newsletter	Marian Williamson, Val Marus, Phyllis Argyle	Retreat Committee	NEEDS TO BE FILLED
Bus Trip Chair	Sharon Roye	Youth Outreach	NEEDS TO BE FILLED

Satellite Group Rep contact information:

Pender Harbour Piecemakers:

Meet at Madeira Park: Lee Ewing 604-883-2620 lewing@dccnet.com

½ Moon Crazies: Meets at Senior Centre, Sechelt. 2nd Sat. 9 - 4
Judi Wilson 604-885-2343 and Eryl Shindel 604-885-0276

Loose Threads: Meet at a member's home in Sechelt area - taking turns to host. 1st & 3rd Thursday: 10 - 2 Sonja Randell 604-885-7722
sonja2287@telus.net

Fat Quarters: Meet at Lutheran Church 4607 Whitaker Road; 3rd Sundays: 11 - 3 Rita Hunt 604-885-3601
ritamhunt49@gmail.com

Gone to Pieces: Meet at Frank West Hall, Gibsons. Second Sat. of the month Linda Evans clevans7@eastlink.ca

Cotton Club: Meet at Frank West Hall, Gibsons 2nd Tues. & 3rd Sat. of the month Linda Gant 604-886-7639
lgant@telus.net

Advertising Rates (per issue* (PI) for period Sept - May, excluding Dec):

Classified.....\$10.00 *PI
Bus card size..... \$10.00 *PI
8 issues\$50.00
¼ Page for\$14.00 *PI
8 issues.....\$90.00
½ Page\$21.00 *PI
8 issues.....\$125.00
Full Page\$42.00 *PI
8 issues.....\$200.00
One time email to all members,
.....Quilting related \$15.00
.....Commercial \$35.00

Please contact :
Val Marus:
valmarus1@gmail.com

Next Newsletter Deadline
February 5th, 2021

for Newsletter updates
February 2021



SUNSHINE COAST QUILTERS' GUILD

P.O. Box 2083
Sechelt, B.C.
V0N 3A0



www.scquiltersguild.com

Normal members' fees are due in September @ \$40. Additional charges to cover postage are added if you prefer to have printed copies of the newsletter mailed to you. SCQG membership fees are completely eliminated for 2020—2021. All members from the 2019—2020 year will have their membership extended to September 2021.



Let's stay together

By being apart.

Quilters have been training for this pandemic for years.....

We can tell by the size of our stash!

"Be kind, be calm, be safe."

HISTORY

In 1982 a group of women on the Sunshine Coast got together to share their love of quilting. Pat Crucil, an accomplished quilter and teacher, established this first quilt group on the Coast.

Today the Sunshine Coast Quilters' Guild is the "umbrella" organization for six local community quilt groups from Pender Harbour to Gibsons, with a membership of 114. The guild promotes the joy of quilting on the Coast by providing enjoyment through quilt shows, classes, demonstrations and displays. *We continue to meet eight days throughout our Guild year, from September to May at the Holy Family Parish Hall in West Sechelt (5700 Nickerson Road). Our meetings consist of Mini-Workshops, Business Meetings, Block of the Month, Show and Tell, Library and a Program.

*due to Covid-19, meeting by Zoom January to May 2021

MISSION STATEMENT

The purpose of the Sunshine Coast Quilters' Guild is to promote the joy of quilting to the Sunshine Coast and to provide for the community's enjoyment through quilt shows, classes, demonstrations and displays.

To provide an "Umbrella Guild" for the various satellite quilting groups offering Resource Days which include workshops, demonstrations, education and speakers.

The Guild shall be a non-profit society.

The Guild's mission is to provide members with ongoing education, opportunities to share quilting experiences and knowledge, and an opportunity to provide community service. The smaller quilting groups on the Coast also provide a strong focus for the many quilters with regard to these goals. Maximizing connections between the Guild and the small groups helps share some of the energy and enthusiasm.

