

SUNSHINE COAST QUILTERS' GUILD

P.O. BOX 2083, Sechelt, BC V0N 3A0

www.scquiltersguild.com

SUNSHINE COAST QUILTERS' GUILD



Next MEETING February 27, 2021 via Zoom

February 2021

Special Points of Interest

Next meeting: February 27/21

Enter the Zoom session between 9:30 and 10:00 from the comfort of your own home

10:00 - 10:20 Opening remarks by President Kimala and others

10:20 -10:45 Virtual Show N'Tell Slide Show

See what your friends have been up to

11:00—12:00 BINGO brought to you by your program committee

12:00—1:00 open for discussion between members

Next Newsletter: March 2021 (deadline March 5th)

Executive meeting via Zoom March 2nd 7:00 p.m. Open to all members. Contact Karen B. for an invite

Inside this issue:

<i>President's report</i>	2
<i>Feb.. Resource Day Agenda</i>	3
<i>Program Activities</i>	4-6
<i>Comfort Society</i>	7
<i>CQA</i>	8
<i>Board Meeting</i>	13
<i>Guild executive/committees</i>	14-15
<i>Membership, History</i>	16



NEWS & IMPORTANT NOTICES for February 2021

- All Resource Days will be Virtual via Zoom from Jan. to May 2021.
- February 27th - will be the 2nd Zoom Resource Day with a virtual Show N' Tell and a fun BINGO game, see Page 3—5.
- Make sure you have a Zoom Invite, get a cup of coffee and come to the meeting from the comfort of your home. (if using a cell phone, set to airplane mode & use wifi to avoid long distance charges)
- Non-members may attend Resource Day as guests for FREE (Jan.—May). see page 3.
- Workshops have been suspended/cancelled, see Page 6.
- SCQG membership fees are completely eliminated for 2020—2021. All members from the 2019—2020 year will have their membership extended to September 2021.
- No late fees for your library books since we can't gather.
- Fat Quarter Draws suspended until we can gather again.
- Block of the Month is on hold for now. Please keep your sunflower block until we can gather to have a draw (we hope they don't go to seed!)
- Website would appreciate any photos, candid shots, up close details, or anything others might be interested in. Please email Elizabeth Bryne.



RECAP JANUARY 30TH TRUNK SHOW WITH PETER BYRNE

BEHIND THE SEAMS

This event via Zoom was AMAZING!!!! We had 65 attendees which included some guests and by all accounts everyone enjoyed Peter's presentation and the Q&A that followed.

This event has been recorded, however, due to physical distancing requirements, technical assistance has not been forthcoming to make this recording available to Guild members. Stay tuned. Program will send this out in due course.

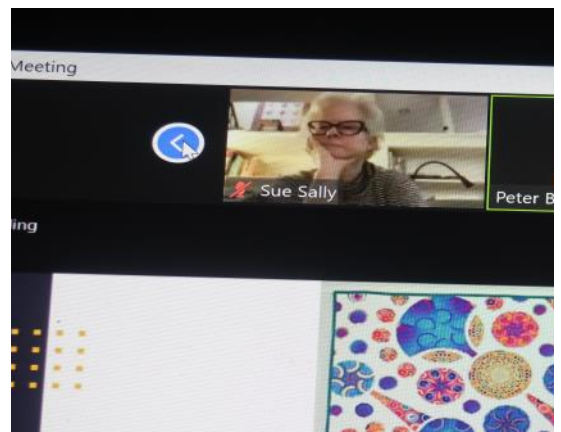
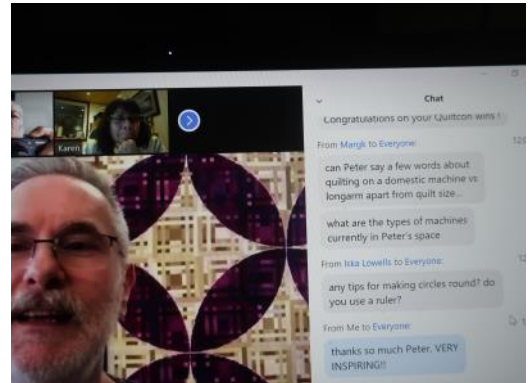
President's Report—Kimala Thompson

We Zoomed! And it was amazing! January Resource Day was a brand new format for our Guild, which just made staying connected a lot more personal. It was super wonderful to see all the smiling faces, from the comfort of your home or Quilt Shop, as the case may be. Watching Peter's quilting journey was so interesting, not to mention inspiring! Your Program Committee has been doing yeoman's service to find ways to keep us involved in our passion. Find out what is in store for us next meeting!

Our Comfort Society has been seeing the benefit of folks staying close to their sewing spaces. I hope more of you will ensure we have pictures to view! (And not just your charity projects.) Seeing what other quilters have been up to helps inspire us, to either participate or it helps generate ideas. The Show and Tell slide presentation is a flexible format. You can simply write what you wish to share or you can Real Time tell us. Oh, I didn't mention about the Early Bird prizes for the President's Challenge so, get a submission in. There are a couple of special requests to our Guild that will be part of the Comfort Society's report. Be sure to check out what they are as it might be a perfect opportunity to challenge your skills.

The daylight is getting longer and the signs of Spring are approaching. It has been a long, challenging year, staying healthy, safe and creative. I think we have been doing a remarkable job so far, but we still have a bit to get through. Be sure to reach out, stay connected to your quilting comrades (I was going to say sisters, but there may be some secret fellow quilters out there). You belong to a wonderfully generous and caring group. We can all find time to listen, if need be.

Let's turn into Bingo fiends!



Sunshine Spreader

Hello members, If any members are in need of some cheer or acknowledgment, please call or email me. I know that members like to keep many events personal, but if you know someone who would like some cheer, I would like to know. At this time getting together is difficult, if not impossible, for many members. Please do not assume someone has told me. Just call me! I would love to spread some happiness on behalf of our amazing group. My info is on the member list. I prefer not to post in the newsletter because of previous hacking problems. Thanks!

Rojean Trent



FEBRUARY 27th RESOURCE DAY AGENDA:

Zoom is available from 9:30 a.m. onward for members to sign in. You will have needed to receive the Zoom Invitation via email from Karen B. before hand. The Zoom invite will be sent out to all Guild members, please do not share this information with others. We do accept Guests to attend the meeting however, we need to know who they are. This information can be sent to Marian Williamson, so she can coordinate with our Secretary to send out the Zoom link information and advise our President of who is attending.

10:00 – 10:20

- Opening remarks from President Kimala, door prizes, and committee reports.



10:20 – 10:45

- Show N' Tell presented by Karen B, Program Chair (see what your friends have been up to)

*Note that you can send an email with a picture of your quilt/s to Karen B with a short description to be included in this months Show N' Tell show (deadline February 16, 2021). Then, each subsequent month - please send in your pictures so that they can be included in that month's slide show. If you can send in early in the month vs. later that would be very helpful.

10:45 – 11:00 - Get a coffee, take a break. Open discussion between members.

11:00 – 12:00 BINGO

- We will be playing Bingo! See next page as you have pre-work to do!
- Did I mention there are going to be prizes?
- There will be a scheduled short 5 min break at 11:30



All members will be muted during this time except the Caller, if you get BINGO you will be able to unmute yourself.

12:00 – 1:00 - for open discussion between members

SPECIAL NOTE: we will be doing the Show N' Tell slide show similar as we did for the 1ST one with one change – this means you don't have to talk about it IF YOU DON'T WANT TO! Karen will take the information you have sent to her, add it to the picture. She will introduce the picture and the name of the creator and you will have an opportunity to unmute yourself and talk about your project or you can write in the CHAT box during the presentation with more information if you wish to, along with answering any questions about your work from others. We would love you to participate! Please send pictures to Karen of your beautiful works along with the journey to create it, size of the item is great too.

FEBRUARY PROGRAM: Will be brought to you by your Program Committee

BINGO!

ADVANCE WORK NEEDED BY PARTICIPANTS:

“QUILT BLOCK BINGO”

We will be playing Bingo during the February program. So, for all you Bingo lovers, we welcome you to come and play with us!

Now there is some work for you to do ahead of time, so Program wants to ensure you have lots of time to prepare! Sounds like fun. Yes, indeed it will be.



You need: 1 row reds, 1 row blues, 1 row greens, 1 row yellows/oranges, 1 row pinks/purples with black in the centre.

Each fabric must be chosen from one of the following categories: batik, floral, geometric, heart, leaf, metallic, holiday, novelty, paisley, plaid, solid, star, stripe, or 1930s print.

PREPARE YOUR BLOCK: Each Bingo Block will need a total of 25 x 2.5" squares

- Arrange the blocks in the same color pattern (see pictures), it will be 10.5-inch square.
- Make as many bingo blocks as you can handle, we ask you to show us your Bingo blocks at the beginning of the game, but of course you need at least one!
- Use pins to mark your squares once they have been called. Pins will work better than buttons as we will have 3 games played consecutively (if time permits). The blocks called in the 1st game will be counted in the 2nd game and then counted in the 3rd game (black out), so you want them well marked.
- If you have any questions give me a call, Karen 604-313-1820.

Materials for one 10 ½" card: (See above for type of fabric to chose:)

- 5 (2½") squares assorted yellow and orange prints
- 5 (2½") squares assorted red prints
- 5 (2½") squares assorted blue prints
- 5 (2½") squares assorted green prints
- 4 (2½") squares assorted pink and purple prints
- 1 (2½") square black print



Block Assembly

1. Referring to photos of blocks, join 5 yellow/orange print squares to make 1 row. In the same manner, make 1 red, 1 blue, and 1 green row.
2. Join 2 pink/purple squares. Make 2 pink/purple pairs. Join one pink/purple pair to each side of black square to complete pink/purple row.
3. Join rows, placing pink/purple row in center, to complete 1 Bingo Game Card block.

If time permits, we will do 3 games: 1 line any way, followed by 2 lines anyway and then black out.

Prizes awarded to 1st person to call out BINGO!

BINGO OVER – WE HAVE A PLAN FOR THAT BLOCK(S) YOU CREATED:

What to do with card block when game is finished? Well, we would like you to make your block(s) into a finished QAYG (Quilt as you Go) block(s).

Please take your block(s) top and using any of the colours identified above use those colours for the backing, then using some of your small batting pieces complete your QAYG BINGO BLOCK(S).

Put your completed block(s) into a plastic bag with your name on it and either drop off at Fibre Expressions or call Karen B. to arrange for pickup or drop off.

Once the blocks have been received a Comfort Quilt will be made and eventually delivered to someone in the community by our Comfort Society.

Not planning on playing bingo but would like to support a Charity quilt? Please feel free to make up one or more QAYG blocks using the colors identified above and send along to Karen B. for inclusion in the Comfort Quilt.



Mask Making—The Second Wave Update

By Julie Astalnok

In January we delivered another 160 masks to the high schools. The schools use the masks when students forget theirs at home. This project will take a break until more masks are requested.

Thanks to all who participated.


Your 2020—2021 Program Committee

Karen Biddlecombe, Darlene Finch, Jude Grebeldinger, Maria Lodzinski, Nancy McMurdo

PROGRAM ACTIVITIES

- **NEW MINI-PROJECTS TO HAVE BEEN INTRODUCED NOV.** (combination mini-workshop/mini-challenge = mini project) was DUE JANUARY 2021 meeting—Mug Rugs – Theme – Woodsy. Take a photo of your Mug Rug and send to Karen B.* and she will include in the Show N Tell slide show.
- **INTRODUCED JANUARY MINI PROJECT:** Table Runner is the theme of the January mini project. Please make a table runner during the month of February and send a picture and write up to Karen B.* so that it can be included in the February Show N' Tell.
- **INTRODUCED JANUARY CHALLENGE:** Hexagons is the theme of the January challenge. Please make '?!?', your choice - something out of hexagons during February and send a picture and write up to Karen B*. so that it can be included in the February Show N' Tell.
- **ON-GOING CHALLENGE: AWTD (Always Wanted To Do—aka UFO).** From the list you brought in at the October meeting, project #3 is due February 27,2021. Send a picture* of your # 3 project to Darlene Finch before February 27th. The next Project # will be drawn in each month until May 2021. Do you need to catch up?

Remember to keep your largest/hardest/challenging item #6 as this one will not be due until May 2021.



- **NEW: FEBRUARY MINI PROJECT:** Coin Purse – your choice for theme, size, etc. this will be due by March. Show us how creative you are! Send a picture with a write up to Karen B.* so that it can be included in the March Show N' Tell slide show.
- **NEW: FEBRUARY CIRCLES CHALLENGE:** Make something that has circles within – already have something made with circles – that is okay too! Send a picture with a write up to Karen B.* so that it can be included in the March Show N' Tell slide show



WORKSHOP SCHEDULE: ALL WORKSHOPS HAVE BEEN SUSPENDED/CANCELLED UNTIL FURTHER NOTICE. Until we can safely meet the Program Committee has determined it is best to cancel/suspend any in person workshop until a later date. We will be in contact with the Presenter(s) and find out their schedules and then let you all know. **REFUNDS:** Program Committee will be advising our Treasurer on refunds to members who had paid advances towards workshops to be held 2020/2021.

We will contact each member as to how to get that refund transferred to you.

*Can't take pictures? Contact Karen B. and she will arrange to get a picture taken so that your work can be included.



COMFORT SOCIETY



First, we welcome a new committee member, Nona Fellows.

Thanks to all members providing us with comfort quilts. January brought in 31 quilts.

We are sending photos of your quilts to the newsletter, the website as well as the Program Committee for "show and tell". Please let us know in the future if you do not want this done for your quilt.

We have 20 quilts for Gibsons Housing and should reach our target soon.

Guidelines and procedures for the Comfort Society will be added to our bylaws which will require a vote. (Being a Guild member automatically makes you a member of the Comfort Society).

We are a non-profit society and our comfort quilts cannot be sold (this includes donations for quilts).

All quilt distribution must go through the Comfort committee. We are responsible for this as well as tracking all quilts in and out. Your quilts only go to community members in need as well as quilts for new babies.

Batting is still available for your comfort quilt. If you can make your quilt first with your own batting and then call to drop it off, we will provide you with replacement batting. This would reduce committee time in half.

Therefore, effective Feb.15th, if you require batting, it will be distributed when you deliver your finished quilt.



Contacts: Linda Child 604-885-3820
for kits/fabric
Nona Fellows 604-886-2300
for batting
Jean Whitehead 604-399-9919
For quilt delivery
Lynda White 604-741-9901
for batting to Feb.15



Thanks to our committee members who have had to work harder during Covid.

Please call me if you need help or clarification.

Lynda White



CQA Report

QUILT CANADA

VANCOUVER June 16—18, 2022
Halifax June 8—10, 2023
Edmonton June 20—22, 2024



CQA Challenges online:

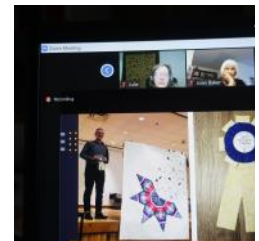
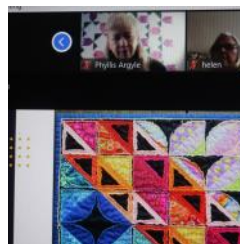
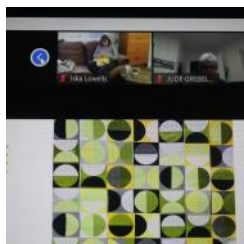
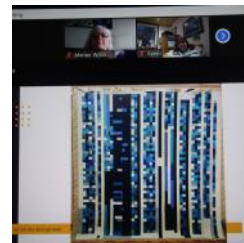

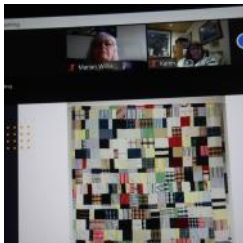
[Canadian Quilters Association/Association Canadienne de la Courtepointe](http://www.canadianquilter.com)

SCQG CQA Rep : Shel Hein
www.canadianquilter.com

“ Due to health and safety concerns surrounding the global pandemic, we have made the difficult decision to cancel the in-person Quilt Canada 2021 in Toronto. We are currently looking into an alternative virtual event for 2021. We will keep you up to date, through e-newsletters, our website and social media, as our plans develop”

Peter's award winning quilts—
QuiltCon 2020


Peter' Byrne's first quilt in
2009



A look at the January 30, 2021
Resource Day via Zoom

NEXT MEETING FEBRUARY 27, 2021
VIA ZOOM

SUNSHINE COAST QUILTERS' GUILD



2021 calendar at a glance

Exhibits

April 3 – May 9th ~ Three, Two, One -- Create
Don Zeghers, Krista Zeghers and Coreen Zerr

May 15th – June 20th ~ Landbase Project, Caitlin French

June 26th – August 1st ~ the poetry of line
Alexis Bach, Jill Denton & Catherine Nicholls

August 7th – September 18th ~ Threads of Hope - Fibre Art Network

September 18th – October 31st ~ Beautiful Mess: the joyful and random
discovery of the artistic process - Call for Entry -- Mixed Media Show

Workshops

Embellishing with free style Machine Embroidery with Nell Burns
May 22 & 23, 2021 – 10am–4pm Cost: \$195+gst

FELT à la main with LOVE (Scarf) with Chantal Cardinal
June 12, 2021 – 10am–4pm Cost: \$150+gst

The Contemplative Stitch: Boro with Wendy Drummond
July 24, 2021 – 10am–4pm Cost: \$125+gst

Stitch and Resist with Catherine Nicholls
August 14 & 15, 2021 – 10am–4pm Cost: \$225+gst

The Serendipitous Bundle: Eco Printed Scarves with Trisha Joel
August 21, 2021 – 10am–4pm Cost: \$125+gst

Natural colours, print and pattern: A surface design Atelier with Natalie
Grambow
September 24- 26 -- 10am – 4-pm Cost: \$325.00+gst

Fibre Expressions
Quilt Shop

NEW ARRIVALS!

There are so many
we are having

10% off

New Arrivals!

February 9th - 13th

In-store or by phone only

See them all on our website
www.fibreexpressions.com

604-885-6677

Even better come to the store and see them in real life!

STITCH & BOBBIN
QUILTING AND SEWING SUPPLIES

Please check website for
updated Covid hours

Shop online 24/7
www.stitchandbobbin.com

New stock arriving everyday

6-819 Gibsons Way
604-840-3388

AUTHORIZED
BERNINA
LONGARM
DEALER

www.stitchandbobbin.com
604-840-3388 stitchandbobbin

Wildflower QUILTING STUDIO



TESS STRAUSS AND
DEBBIE VELDHOEN

wildflowerqs@gmail.com

Call for an appointment:

778-689-1564



Sew Easy

Alton Toth
Jenny Margueratt

604-885-2725

Located in Trail Bay Mall
5755 Cowrie St
Sechelt BC

e: seweasy@dccnet.com
www.seweasy.ca

Euro Tech

Sewing Machine Repair

ALL DOMESTIC SEWING MACHINES & SERGERS
FORMER ALBEE'S SEWING CENTRE TECHNICIAN

Factory trained by

PFAFF BERNINA ELNA
HUSQVARNA JANOME

Wei Hin Ng

Service Technician

t: 604.568.1238

w: www.eurotechsewrepair.ca



Serving the Vancouver area since 1989



Snip & Stitch
SEWING CENTRE
NANAIMO

1-4047 Norwell Drive
Nanaimo, B.C. V9T 1Y6
1-800-789-1730
www.snipandstitch.com

"Like" us on facebook 
Snip & Stitch Sewing Centre

Follow us on Instagram 
@KathySchroter



Yes, We are open!
New Store Hours
Tuesday to Saturday
9:30-5:30
Closed Sunday and Monday
See you soon!





These Amazing Quilters Will Inspire You To Take Up A New Pandemic Hobby

Quilting is the perfect stay-home activity.



By Valerie Howes

01/29/2021 05:09pm EST | Updated January 30, 2021

Winter's always a good time to try that new hobby you've been dreaming of, and this year that's especially true. Between social-distancing rules, stay-home orders — and, in some parts, curfews — we've all been spending a lot more time staring at our own four walls. It's no surprise that, along with toilet paper and flour, sewing machines were selling out everywhere, in the early months of the pandemic. A lot of crafty types dusted off their sewing machines back in March, to make re-usable fabric masks. The next logical step, as the pandemic drags on, the nights are long, and the weather gets colder and colder: to tackle that quilting project you've dreamed of starting for years.

Making a cosy quilt to hide under at night is an excellent use of your time when the world outside feels scary. It doesn't only keep you busy — research shows the rhythmic whirr of the sewing machine, the uplifting colours and the tactile aspect of the craft can calm the mind and improve your mood.

For Mona Brown, of Fogo Island, Nfld., quilting is not a new hobby. It has been her way of getting through long spells at home for more than two decades. Quilting is how she makes the most of the colder months in the outport community where she was born and raised.

“You could get a lot of stormy days here in the winter, and there's nothing better to do than go upstairs — go in the little sewing room — and sit back with your machine ... it passes time.”

If you're tempted to make quilting your pandemic hobby — or to challenge yourself with more complex projects, there are excellent tutorials, tips, videos and inspirational posts on YouTube, TikTok, Pinterest, Twitter, Facebook and Instagram.

Below are some quilters to follow on Instagram to get you started.

Fabric designer, quilter and author **Tula Pink** creates unique and fabulous fabrics and kits for modern quilting projects, and often shares images of quilters' handiwork — all of it spectacular.

Kathleen Riggins from Alberta (who created the gorgeous tattoo quilt in Pink's unboxing video above) offers a variety of virtual classes, some of them free and some for a reasonable fee. Her Instagram account shares many quirky and intricate quilting projects, as well as embroidery and appliqué work.

Manitoba quilter **@prairiembquilter's** colourful Instagram account is excellent both for modern quilting inspiration and soothing glimpses of nature. Remember the outside world?

Bisa Butler takes quilting to a high-art form, exploring her African-American heritage and social justice issues through quilting and appliqué techniques applied to vibrant cotton, silk, wool and velvet.

New Yorker **Christopher Thompson**, a.k.a. **@the_tattooed_quilter**, has a wonderful blog in which he shares his fabric designs, favourite patterns and quilting books, as well as projects in progress.

Malaysian quilter **Amira Saryati Ameruddin** shares easy-to-follow tutorials and also offers subscribers free access to a sewing resources library on her website.

Samuel Mikolon's love of making quilts (especially with denim from thrifted jeans) is only matched by his love of inking, biking, rifles, trucks, headless vintage dolls, and having songbirds land on his arms, “Snow White”-style, on forest walks.

Quilting — it really is for everyone.

To read and see the entire article go to: https://www.huffingtonpost.ca/entry/quilting-pandemic-hobby-newfoundland_ca_600ec996c5b6fe97669e3c31



THIS AND THAT..... SOME INFORMATION

Gibsons Public Art Gallery presents:

DENISE BROWN The Fabric of Freedom

Quilts and the Underground Railroad (water colours)

February 1—28, 2021



During the time of the Underground Railroad, certain Freedom quilt blocks were said to be employed to communicate directional and safe passage information to fugitive slaves who were seeking freedom in Canada. Celebrating Black History Month (February), Gibsons Public Art Gallery is pleased to present Sunshine Coast artist Denise Brown's FABRIC OF FREEDOM collection (board room gallery) including 19 square watercolour paintings to honour the quiet revolution that was the Underground Railway through the unique and mysterious form of story telling the quilts represent.

info@gpag.ca



The third Saturday of March is INTERNATIONAL QUILTING DAY

Quilting feeds our creative souls and is an art and craft shared across countless countries and cultures.

Saturday, March 20, 2021 - How will you celebrate or commemorate?

Send in your thoughts to Marian W for publication in the March newsletter (subject to space availability).

<https://www.facebook.com/worldwidequiltingday>

British Columbia Quilters: This is a FaceBook group is for BC Quilters to exchange ideas, show off their beautiful quilts, and list BC Quilt Shows/Retreats. <https://www.facebook.com/groups/>

Zoom Board Meeting

February 2, 2021

Present: Kimala Thompson, Karen Biddlecombe, Helene Johnston, Lynda White, Mona MacKinnon, Marian Williamson, Elizabeth Byrne, Rojean Trent, Jean Whitehead, Lois Anderson, Joan Baker, Linda Child, Jeannette Thompson and Moira Sarling

The meeting began at 7:05, President Kimala-Thompson welcomed everyone and commented on how successful our Zoom Resource Day on January 30 was and the good attendance. Thanks to the Program Committee. It was noted that the Secretary will be sending out minutes to the Executive for accuracy prior to sending to the Newsletter.

It was MOVED and SECONDED that the minutes of the Zoom Board Meetings held November 3, December 1, December 8, 2020 and January 5 2021 be APPROVED.

CARRIED

Treasurer:

Available funds at the end of January was a change of- \$870.60. Lynda W asked to be reimbursed for a charge incurred from the Zoom meeting. She was not informed that the phone had to be put on airplane mode. A notice will be put into the Newsletter to make other members aware of this possible charge. The Guild might have to consider extra charges due to different ways of doing business during these Covid times.

Old Business:

There was a discussion about the format for the Resource Day. It was decided the timing would be: 10-10:20 Opening Remarks from the President, door prizes and Comfort Committee Report; 10:20-10:45 Show and Tell; 10:45-11 Break; 11-12:00 Bingo; 11:30-11:35 Break; 12-1 Open discussion.

Newsletter:

The deadline is Friday, February 5.

New Business:

There was a discussion about the invitation of guests for ongoing meetings. We would like members to register their guests with Marian Williamson. It was felt that we would like to encourage guests in the hope that they would become members.

Comfort Society:

There was a discussion about the request from Gibsons Housing Association for quilts. This falls within our mandate of providing quilts for the community. We have already had a wonderful response from our membership. Due to some members' concerns, Jean W. will follow up with the Association and get further information.

The Devlin Funeral Home request for a quilt was discussed. As we do not make quilts for "for profit businesses", this request will not be fulfilled by the Guild. Possibly someone or a satellite group might be interested in this request.

The Comfort Society has very comprehensive tracking record of all donated quilts.

Quilts were given out in October to be used in Shorncliffe, 2West, and Totem. Due to Covid these quilts could not be placed in these locations and are being held by the requester until it's alright to distribute them. It was agreed that these quilts should be returned to the Comfort Society and they will be distributed at a later date if they are still required.

The Comfort Society has a form that is filled out when there is a request for a quilt so a review can be made. This will be used going forward. Procedures for quilt requests and quilt dispersal guidelines will be reviewed and formulated by the Comfort Society. These will be published on a regular basis so our membership is aware of the processes.

We were reminded that we are a nonprofit Society and therefore do not give out tax receipts.

The meeting concluded at 8:56 p.m.

Important! By-Law Review

A committee to go over the guild by-laws is needed. We need some members to help with this! Please consider helping us to make the guild a smooth running engine! Contact me ASAP. A copy of by-laws and ability to Zoom will be needed. Both can be arranged for you! Thanks so much!

Rojean

A message from Rojean:

Time to step forward and volunteer!

We have an amazing group of members who have been keeping business going during lockdown. Without their dedication and ideas, we could be going backwards instead of forwards! I think everyone who attended our last Guild Resource Day on Zoom will agree it was fun and informative! This happened because someone, many members in fact, volunteered to do something to make it happen.

We need your help to continue to provide a fun and exciting Resource Day. Without members stepping up and volunteering, the Guild cannot continue. It is also important that input changes, new ideas come forth and fresh blood gets circulated! Please consider joining in to make the guild even more awesome!

Positions to be filled:

President: as President you run the meetings by keeping the format of the Resource Day, Executive and other meetings as needed. You liaise with Committee Chairs and provide an ear when needed. You are a part of the backbone that makes the executive run smoothly.

Vice President: as VP you get to choose and buy, with guild money, all the door prizes! You also book the church dates and support the president. You also collaborate with the executive to create a wonderful and exciting experiences for all guild members.

Library: Help to choose books for the library. Help return and lend books at Resource Day. There is a safe system in place during Covid to do this, but it does require more help on the day. The library is an invaluable resource for our members. It ensures the education of us all as well as inspires us to create and try new techniques or patterns. This is an important contribution.

Retreat: Social gatherings right now are not going to happen but, I wondered if a Zoom retreat would be possible? It would be an amazing opportunity to create this experience for members who just can't get out at this time. Please consider taking this on with a team.

Youth Liaison: Now, more than ever, youth need a creative outlet. Working with schools and girls clubs to enhance their existing programs would be making a difference in young lives. Consider being that team!

Program: Did you know that the Program Committee influences the direction of the guild, inspires us and our learning outcomes. This is a great team of members who want to share ideas and make things happen. Sound like a team you want to join? They are always looking for new team members!

Call me! Rojean Trent 604-740-6635 cell



Sunshine Coast Quilters' Guild 2020-2021 Board Membership

<i>Position</i>	<i>Name</i>	<i>Position</i>	<i>Name</i>
President	Kimala Thompson	Vice President	NEEDS TO BE FILLED
Past President / Sunshine	Rojean Trent	Treasurer	Helene Johnston
Secretary	Moira Sarling / Darlene Finch back up	Website Admin Facebook Admin	Elizabeth Byrne Karen Biddlecombe
Block of the Month	Eileen Evans, Donna Thompson, Lynda White	2023 Quilt Show Chairs	Karen Biddlecombe & Bernardine Somogyi
Comfort Quilts	Lynda White, Lois Anderson, Joan Baker, Linda Child, Nona Fellows, Janet Flumerfelt, Marie Malcolm, Jeanette Thompson, Andrea Wilson, Jean Whitehead	CQA Rep	Shel Hein
Membership & Merchandise	Grace Whitelock, Mona MacKinnon, Trish Clooney	Publicity	Moira Sarling
Program Committee / Mini Workshops	Karen Biddlecombe, Darlene Finch, Jude Grebeldinger, Maria Lodzinski, Nancy McMurdo (NEED MORE)	Library	Phyllis Argyle, Donna Athey, Joanne Polan (NEED ONE MORE)
Newsletter	Marian Williamson, Val Marus, Phyllis Argyle	Retreat Committee	NEEDS TO BE FILLED
Bus Trip Chair	Sharon Roye	Youth Outreach	NEEDS TO BE FILLED

Satellite Group Rep contact information:

Pender Harbour Piecemakers:
Lee Ewing 604-883-2620
lewing@dccnet.com

½ Moon Crazyies:
Judi Wilson 604-885-2343 and Eryl Shindel 604-885-0276

Loose Threads: Sonja Randell
604-885-7722 sonja2287@telus.net

Fat Quarters:
Rita Hunt 604-885-3601
ritamhunt49@gmail.com

Gone to Pieces:
Linda Evans clevans7@eastlink.ca

Cotton Club:
Linda Gant 604-886-7639
lgant@telus.net


Advertising Rates (per issue* (PI) for period Sept - May, excluding Dec):

Classified.....\$10.00 *PI
Bus card size..... \$10.00 *PI
8 issues\$50.00
¼ Page for\$14.00 *PI
8 issues.....\$90.00
½ Page\$21.00 *PI
8 issues.....\$125.00
Full Page\$42.00 *PI
8 issues.....\$200.00
One time email to all members,
.....Quilting related \$15.00
.....Commercial \$35.00

Please contact :
Val Marus:
valmarus1@gmail.com


Next Newsletter Deadline
March 5th, 2021

for Newsletter updates
March 2021



SUNSHINE COAST QUILTERS' GUILD

P.O. Box 2083
Sechelt, B.C.
V0N 3A0



www.scquiltersguild.com


Normal members' fees are due in September @ \$40. Additional charges to cover postage are added if you prefer to have printed copies of the newsletter mailed to you. SCQG membership fees are completely eliminated for 2020—2021. All members from the 2019—2020 year will have their membership extended to September 2021.

HISTORY

In 1982 a group of women on the Sunshine Coast got together to share their love of quilting. Pat Crucil, an accomplished quilter and teacher, established this first quilt group on the Coast.

Today the Sunshine Coast Quilters' Guild is the "umbrella" organization for six local community quilt groups from Pender Harbour to Gibsons, with a membership of 114. The guild promotes the joy of quilting on the Coast by providing enjoyment through quilt shows, classes, demonstrations and displays. *We continue to meet eight days throughout our Guild year, from September to May at the Holy Family Parish Hall in West Sechelt (5700 Nickerson Road). Our meetings consist of Mini-Workshops, Business Meetings, Block of the Month, Show and Tell, Library and a Program.

*due to Covid-19, meeting by Zoom January to May 2021



Lois Anderson says.....

This is what will happen to me after Covid when I hit a fabric store or two..... Running out of fabric??