



SCQG – SHOW & TELL – PART 2

FEBRUARY 2021

LEARNING ABOUT OUR MEMBERS



WE WILL LEARN A LITTLE ABOUT
OUR MEMBERS



AND THEN A LITTLE ABOUT WHAT
THEY HAVE BEEN MAKING



AND THE TIME AND LOVE THEY
SPEND QUILTING FOR
THEMSELVES AND CHARITY


Lynda White – Shop Hop Quilt



Lynda White – Blue Triangles for Comfort.



Lynda White – T-Shirt Quilt for girlfriend's granddaughter. Quilted by Wildflower.



Lois Anderson - This was material I picked up from the Comfort tables a long time ago. We, the Comfort ladies did have a work bee at my place last summer to make up kits. I found the red - three different pieces there and the plan came together.

When the call came in for the homeless shelter I added on another row to make it big enough for a single bed. As I had already quilted it, I had to add it on similar to a quilt as you go. It worked and am very pleased to see it come together. It was a fabric I had looked at for a long time trying to find a pattern I thought would work.



Linda Child – made for CS



Linda Child – for CS



Linda Child – This is my mystery quilt from last year. Hope to get it quilted this year 78" x 90"



Linda Child - This is my cherry quilt. I started this almost 20 years ago when my husband was diagnosed with cancer. The blocks are hand applique. Each cherry is a different red, each set of leaves a different green and each set of stems a different brown. It was a very portable easy block to take to doctors offices and waiting rooms. I carried it along for his illness and also my parents.



Linda Child - This pattern is a machine applique. I fell in love with the pattern on a trip to Calgary 9 years ago. I bought in Camrose on our way back. I never made it as I never found the right fabrics. Wouldn't you know that the next time we went to Calgary we stopped in Camrose again. I found the perfect fabrics. What are the odds



Sue Lowell – AWTD #3 – Christmas tree skirt



Marie Malcolm - Blue birds . Blocks won by myself at the monthly block draw. Quilted by wildflower. Back , batting and quilting donated. This quilt will be donated to the comfort society.



Marie Malcolm - Quilting, batting and backing donated by wildflower. This quilt will be donated to the comfort society



Marie Malcolm – Polka dot lane! Pattern design from Sweet Pea Quilting. Paper Pieced.



Laura Mann - My personal Coved challenge is to finish some large UFO's and to use as many scraps as possible. As my friends will tell you, I cannot throw even the smallest scrap away!

This is a queen size duvet cover. Quilted on my Bee-line long-arm.



Laura Mann - This is a large twin-size bed quilt. I chose the warm winter tones thinking that laundering might be a challenge for the folks using it. It is for the comfort Society.



Laura Mann - I had been given the flower -
printed fabric from a dear friend, fifteen years
ago! Finally decided to use some of my scraps
picking up on the colours in the fabric.



Marian Williamson -
Valentine Post
Cards for Grandkids




Marian
Williamson – Quilt
for CS – 749
School Road.
Top made with
my stash of
flannel pieces
saved over many
years. 58" x 72"



Marian Williamson – Wonky hummingbird quilt
front 40" x 53"



Marian Williamson – back of hummingbird quilt made of pieced flannel from my stash.



Darlene
Finch –
AWTD #3



Fat Quarter member Janet Flumerfelt – completed the following Christmas Quilt. It contains extensive embroidery completed by Janet and quilted by Tess at Wildflower.



Shirley Allan –
Fat Quarters
member Shirley
Allan has a
Friendship Quilt
nearing completion.
Her basket blocks
were done by Fat
Quarter's members
and other quilting
friends. This quilt
was started in 2020
but she has been
unable to show it
until now. What a
beautiful memory
quilt from her
quilting comrades!



Fat Quarters member Janet Flumerfelt has completed her 2020 Friendship Quilt. Her house blocks were created by Fat Quarter's members and other quilting friends. It was embellished extensively with embroidery and beads and buttons etc. by Janet. The lavish quilting was done by Tess at Wildflower. Janet started this Friendship in June 2020 and it only took her a couple of months to complete but she has been unable to show it until now. It is a beautiful work of art!



Joan Baker – Table mats I plan to donate to the CS.

This 1st photo is of a piece of thickened dye, which I cut up for my first attempt at hover quilting. The first mat shows that attempt, and will improve I think with more washings.



This 2nd mat is from a piece of mono print I made many years ago, and then free motion quilted.



Helene Johnston – this is the only sewing project I have completed this month!!! I made 2 pillow cases for my grandson. Paw patrol main material cuff and accent strip blue/red, red/blue for second one. Working hard on a quilt for one of my other grandsons but still a was to go!!!



Carol Bowie – David's
Hexagon Lap Quilt

David expressed great admiration for this when it was in process of being assembled so it is a gift from me to him. English paper piecing technique for the making of the hexagons and hand stitched together. Machine quilted.



Carol Bowie – 4 Hearts baby
quit for the CS .



Carol Bowie –
Twisted 9 Patch baby
quilt for the CS.



back




Carol Bowie – 74" x 74"
Twisted 9 patch for the CS.
Make by Carol and quilted by
Sue Lowell.



Carol Bowie – I can't remember when I started this quilt, or what the name of it is. It was made by me and quilted by Sue Lowell. Being given to the CS



Anne Selder – mask making



Bev Zacharias – too bad the quilting doesn't show up as I worked very hard on this project.



Jeannette Lucas – Here is my latest completed UFO. I started this quilt at a Crazies Retreat at Camp Olave in 2008, (Yes, almost 13 years ago) as I recall.... Finally finished using suggestions of Fran Neville, who passed in 2015. She said it should have borders, and picked out the fabric I used. I think it all works!!! Quilted at Wildflower QS.



Judi Wilson - This was such beautiful fabric couldn't bear to cut it. So took it down to Tess, the quilting is amazing. Now I have a couple of wall hangings or table runners



Phyllis Argyle – Here is a mug rug which came out of a mini workshop on hexagons. I added a little free-form hand quilting.



Elizabeth Byrne – Here's a panel quilt for CS. Calculating the borders to fit the pieced border was tricky. I used a left over panel cut into 5" squares to insert into the pieced border.



Kimela Thompson - Got this baby quilt washed, so now it's ready for the Comfort Society.

"STEPPING STONES

I made a calculation error when creating this quilt, by having 6 extra strips. That made it very long and narrow. Rather than have six leftover strips, I made several extra strips, so two tops were pieced.

This is the first one finished, and it is the first time I tried applying a flanged binding. It turned out okay, but I doubt if I will use that technique again. I prefer having a bias binding put on a quilt that will get lots of use."



Please send your pictures of your quilt tops or completed quilts or projects to karen@klbhr.ca with the information about it, including the size and possibly the process used to complete your item. Using a new technique? – please think of sharing this information with us all.

Can't take a picture? Just let Karen know and she will come and take one for you.

○ ***THE END***