

# SUNSHINE COAST QUILTERS' GUILD



Next Resource Day April 24, 2021 via Zoom

April 2021

## Special Points of Interest

### Next Resource Day:

April 24, 2021

Enter the Zoom session  
between 9:30 and 10:00 from  
the comfort of your own home

10:00—10:20 Opening  
remarks by President Kimala  
and others

10:20—10:45 Virtual  
Show N' Tell Slide Show  
See what your friends have  
been up to

11:00—12:00 "My Playful  
Journey to Fibre Artist" by  
Nancy Riemersma

12:00—1:00 open for  
discussion between members

Next Newsletter: May 2021  
(deadline May 7th)

Executive meeting via Zoom  
May 4th, 7:30 p.m. Open to all  
members. Contact  
Karen B. for an invite

### Inside this issue:

President's report	2
April Resource Day Agenda	3
Program Activities	4-5
Comfort Society	6-8
CQA	11
Board Meeting	14
Guild executive/committees	15
Membership, History	16

## NEWS & IMPORTANT NOTICES for April 2021

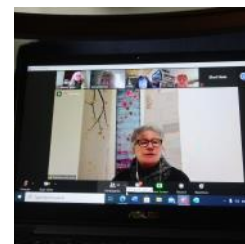

- By April 15th, send pictures for Show N' Tell AND pictures of your favourite tool(s) to Karen B. See Page 3.
- April 24th - will be the 4th Zoom Resource Day with a virtual Show N' Tell and a program with Nancy Riemersma. See page 3.
- Make sure you have a Zoom invite, get a cup of coffee and come to the meeting from the comfort of your home. If using a cell phone, set to airplane mode & use wifi to avoid long distance charges.
- Non-members may attend Resource Days as guests for FREE (April—May). See page 3.
- SCQG membership fees will be due again in September 2021. See page 16.
- Know someone who would do a great job leading our Guild? Consider making a nomination for President or Vice President. Contact Rojean. See page 2.
- 2022 will be the SCQG 40th anniversary! We need to have some celebrations! Join Karen B., Rojean T. and Lynda W. to hatch a plan. See page 14.
- Website would appreciate any photos, candid shots, up close details, or anything others might be interested in. Please email Elizabeth Bryne.



## RECAP MARCH 27TH RESOURCE DAY

MARCH SPECIAL EVENT: Catherine Nicholls – 'The Journey So Far'

Okay this event via Zoom was quite AMAZING!!!! And even though we had some technical glitches Catherine recovered just fine and we carried on. We did have good attendance which included some guests. By all accounts everyone enjoyed this fun event.



## President's Report—Kimala Thompson

Wow! Forty bed quilts for Community Housing were provided in about 6 weeks. Just another instance of the kindness and generosity that is so abundant in this wonderful Guild. Thank-you everyone that helped make this possible, those who donated fabrics, the piecers and the quilters, the binders and the labelers, it all adds up to a cozy quilt.

Our Guild also needs some of you to step up and help with the administration aspects that are essential for our group to continue to function. Our new format for Board meetings keeps everyone safe in their own home, or wherever they might be, come Zoom time. Please consider adding your talents and skills to keep our Guild exciting and interesting.

There were so many inspiring ideas from Catherine Nicholls' Zoom presentation. Karen will have this ready for a re-play on April 8th date, so let her know if you are interested. Take note of the picture of the rust printed fabrics hung on the fence.... the way the light showed through was amazing! Thanks to the Zoom format, we were able to see so many of Catherine's pieces that now enjoy a different home.

This year is drawing to an end and we have still been able to meet, share and be inspired. Look forward to what is next on the agenda for April's Zoom Resource meeting, I know Program has another fantastic day planned. Be sure to share photos of your latest project. Looking forward to seeing all your smiles.

## Message from Past President—Rojean Trent

Dear Members,

It is that time of year where we rely on our hard working membership to step forward and fill some vacant shoes. It is because of present and past members over the last 40 years that the guild has continued to thrive like it does. A true legacy of some very wonderful women who chose to make a difference. It did not happen because of just one woman. It has taken many.



We are in dire need of a President and Vice President. Kimala Thompson will move into the Past President position. Program needs new ideas all the time because they plan well into our future. Please consider joining the team. If you would like **to nominate someone who you think would be an amazing President or Vice President**, please email or phone me. My info is in the membership list.

Thank you.

## And wearing another hat as Sunshine Spreader

If any members are in need of some cheer or acknowledgment, please call or email me. I know that members like to keep many events personal, but if you know someone who would like some cheer, I would like to know. At this time getting together is difficult, if not impossible, for many members. Please do not assume someone has told me. Just call me! I would love to spread some happiness on behalf of our amazing group. My info is on the member list. I prefer not to post in the newsletter because of previous hacking problems. Thanks!



*Rojean Trent*

## APRIL 24th RESOURCE DAY AGENDA:

Zoom is available from 9:30 a.m. onward for members to sign in. You will have received the Zoom Invitation via email from Karen B. beforehand. The Zoom invite will be sent out to all Guild members, please do not share this information with others. We do accept Guests to attend the meeting however, we need to know who they are. This information can be sent to Marian Williamson, so she can coordinate with our Secretary to send out the Zoom link information and advise our President of who is attending.

### 10:00 – 10:20

- Opening remarks from President Kimala, door prizes, and committee reports.



### 10:20 – 10:45

- Show N' Tell presented by Karen B., Program Chair (see what your friends have been up to)

\*IN ADDITION! We would like to see your most favourite tool(s) that you just cannot live without in your Quilt Studio. Note that you can send an email with a picture of your quilt/s and favourite tool(s) to Karen B. with a short description (size, technique, funny or serious story) to be included in this month's Show N' Tell. (deadline April 15, 2021).

**10:45 – 11:00** - Get a coffee, take a break. Open discussion between members.



### **11:00 – 12:00 “My Playful Journey to Fibre Artist” Special Event/Trunk Show by Nancy Riemersma (via Zoom)**

Nancy is a self-taught fibre artist, designer, landscape quilter, and teacher.

All members will be muted during this time. You can make comments using the chat feature. There will be time for questions at the end.



**12:00 – 1:00** - for informal open discussion between members.

\*Send pictures of your latest quilt(s) AND FOR APRIL a picture of your favourite quilt studio tool(s) that you cannot live without to Karen B. Karen will introduce the picture. If you wish, you will have an opportunity to unmute yourself and talk, answer questions or write in the CHAT box during the presentation with more information. We would love you to participate. Send pictures/descriptions to Karen B. by April 15th of your beautiful works/tools. Include info about the journey to create, size of the items, and any other information you would like to share.

*Can't take pictures? Contact Karen B. and she will arrange to get a picture taken so your work can be included in the future!*



## Your 2020—2021 Program Committee

Karen Biddlecombe, Darlene Finch, Jude Grebeldinger, Maria Lodzinski, Nancy McMurdo

### Things to prepare for April 24th Resource Day:

**Ongoing Project: AWTD:** Take a picture of your Project #5 as it is due on April 24th. Final #6 is due for the May meeting. Send your picture and info to Darlene F. so she can update the master. Do you need to catch up?

**NEW MINI-PROJECTS INTRODUCED IN MARCH.** (combination mini-workshop/mini-challenge = mini project)  
DUE by te APRIL 24th 2021 Resource meeting:

**MARCH MINI PROJECT:** Post Cards – Coastal theme but your choice to be creative etc. this will be due by April. Send a picture with a write up to Karen B. by April 15th so that it can be included in the April Show N' Tell.



**MARCH CHALLENGE:** Fabric cards! See the examples on the Iris Card website or contact Karen B. for a training session. Send a picture with a write up to Karen B. by April 15th so that it can be included in the April Show N' Tell.



### A Reminder.....



about your QAYG Bingo block from February. I have received 42 so far, so I would like another 6 if at all feasible. So, we hope that you will quilt your block and arrange for Karen B. to pick it up at either Marian W's. house or Fibre Expressions (will need to be in a bag with Karen B's. name on it). And if you could say thank you to Christine at Fibre Expressions for helping us by being a middle-woman, that would be cool!



## NEW CHALLENGE AND MINI PROJECT FOR MAY



**NEW: APRIL CHALLENGE:** Have a PANEL? The challenge is to make a quilt – your choice for size, theme etc. – using a PANEL. Send a picture with a write up to Karen B. so that it can be included in the May Show N' Tell.



**NEW: APRIL MINI PROJECT:** Quilting Journal/Book Cover. Show us how creative you are! Send a picture with a write up to Karen B. so that it can be included in the May Show N' Tell. Instructions below to help you with making one.

### Quilting Journal / Book Cover

- Measure size of Journal:
  - width all around and add  $\frac{3}{4}$  "
  - length (height) and add  $\frac{3}{4}$  "
  - cut 2
- Flaps (distance from edge to spiral) subtract 1", and add  $\frac{3}{4}$  "
  - width x 2
  - same height as journal
  - cut 2 and fold in  $\frac{1}{2}$  wrong sides together
- Middle outside edge binding: Cut 2 – 2" wide and press each with wrong sides together.
- Quilt top with lining and batting. Densely Quilt top piece to make sturdier (or just quilt outside piece only. Can put on applique.



- Cut 2 ribbons for ties and pin to middle of each outside edge, lining side up.
- For flaps press wrong sides together. Align with sides of cover and pin on top of ribbons all the way around (ensure ribbons are not caught up in stitching).
- Pin binding to raw edge middle section to centre between flaps.
- Sew  $\frac{1}{4}$  " around all cover. Clip corners and turn inside out.

Do you have a different method? If so, please share!

Have Fun!



## COMFORT SOCIETY

1. This past month we received 14 quilts.
2. Quilt distribution - 40 twin quilts to Gibsons Supportive Housing on School Road. This was accomplished by many of our great quilters able to quickly get a twin quilt made with some members making more than one. Special thanks to Moira for taking a photo and along with It, submitting an article to the Coast Reporter as well as CQA. See Page 7.
3. Comfort batting - due to confusion and the logistics, we will now issue batting before your quilt is finished. Please also ask for a label if you don't have one.

Please note that we are tracking the batting and ask that you request no more than two pieces at a time.

Contact Nona Fellows 604-886-2300  
 -for batting and label pickup  
 -to deliver a finished quilt.

Kits



4. There are kits available with fabric, patterns etc. See Page 8 for pictures of kits.

Contact Linda Child 604-885-3820 to claim a quilt.

Well done members for continuing to make quilts for our community.

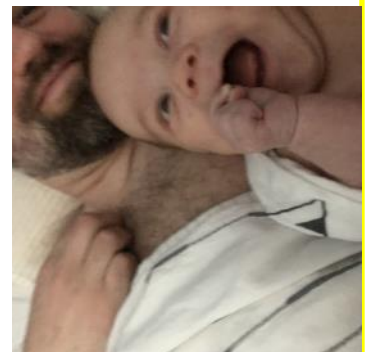
Lynda White

# Thank You

From: Nic  
 Subject: Thanks!!!

Hi there! We just want to say thanks for the quilt that we were given in the Sechelt hospital after the birth of our little boy Emerson on Feb 1. Special thanks to Phyllis A., who created the quilt we received.

Sincerely,  
 Nic Weswick



# Sunshine Coast Quilters' Guild – 40 Quilts Donated

By Moira Sarling

April 1, 2021

CQA.ACC Guild Reports


In \**"The Beachcombers"* town of Gibsons on the Sunshine Coast of B.C., a new affordable housing project has just been completed to help people at risk of, or experiencing, homelessness. The Comfort Society (which is a committee within the Sunshine Coast Quilters' Guild that looks after donating quilts) reached out to RainCity Housing, who is operating this new facility, to ask if they would like any quilts. The offer was met with enthusiasm and the Guild membership was informed of their need. Our members rose to the occasion and supplied all 40 twin quilts that were required to give every resident a quilt for their bed. All done within 6 weeks.

The Sunshine Coast Quilters' Guild started up almost 40 years ago and now has over 100 members. There are six local community quilt groups that are under the "umbrella" of the Sunshine Coast Quilters' Guild. We have been using Zoom to conduct our monthly meetings during these Covid times. The silver lining of this type of meeting is that we have had some wonderful speakers that we couldn't have afforded to bring to our part of the world.

\* *"The Beachcombers"* was a CBC comedy/drama filmed 1972-1990 on the Sunshine Coast particularly around Gibsons.



Just a sample of the 40 amazing quilts.



March 29, 2021—a brief presentation of the 40 quilts at the housing complex at 749 School Road, Gibsons.




## Comfort Society Kits

Looking for a project? The kits below have been conveniently prepared by the Comfort Society. Contact Linda Child 604-885-3820 to claim a kit. Return when complete to provide someone much needed comfort. Have fun!




#1 Crazy Eights

#4 Twinkle



#2 Stashbuster Quilt

#5 Zip It Quilt 1



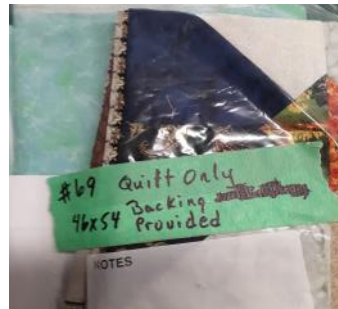
#3 Cloud Nine

#6 Hanover



#7 Discovery

#10 Standing in the Corner



#8 Unnamed

#11 Zip It Quilt 2



#9 Monterey

#12 Whirly Bird





## THIS & THAT.....

### DOOR PRIZES - March 2021



Each month three names are randomly drawn to win door prizes which are purchased from local shops. Pre Covid, only people attending Resource Days were eligible for door prizes. During Covid ALL members have been eligible for prizes. March prizes were purchased at Fibre Expressions.

And the lucky winners for March are :

Phyllis Argyle, Liz Lacey & Eryl Shindel



#### Request for newsletter items:

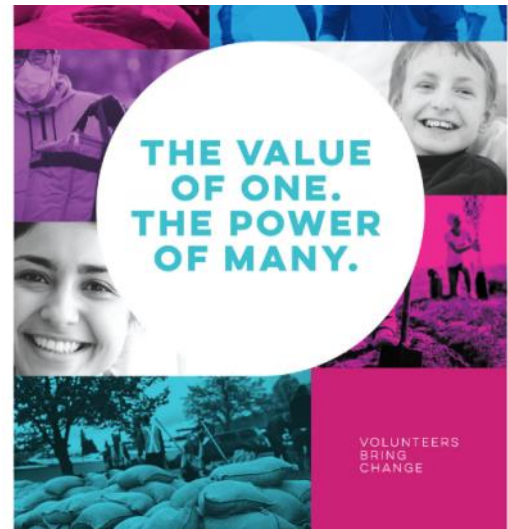
*Please consider sharing your ideas/experiences for: reading, viewing, trying, all things quilting.*

*Do you have suggestions for YOUR newsletter? Anything that needs to be changed?*

**Contact: Marian Williamson**

Have your say!

Next Newsletter deadline: May 7th , 2021



Celebrate National Volunteer Week



April 18—24, 2021



## KEEPING YOUR CUTTING MAT IN TIP TOP SHAPE:

Self-healing cutting mats are one of a quilter's most important tools. With a little care you can get a lot of years out of your mat. Here are few reminders to help keep your mat healthy for years to come:

1. Clean off fibres and thread every once in awhile. They keep your mat from healing. Use an eraser or soft brush that will not scratch the mat.
2. Once clean, you are ready to moisturize it. Soak it in a vinegar/water solution (1/4 cup per 4 litres of cool water) in the bathtub. Let soak for 15 minutes. Ideally the mat should lie flat while soaking but if that's not possible, let it bend up the side and reposition it from time to time so the entire mat gets a good soak. You may add a bit of mild dish soap and use a soft brush to gently scrub the surface to get any last bits of fibres trapped in the cuts.
3. Rinse with cool water to remove any residue. Dry with a soft towel and let it air dry on a flat surface.



### ***TIPS FOR PROLONGING THE LIFE OF YOUR SELF-HEALING CUTTING MAT***

- keep your mat clean, moist, flat, away from heat including direct sun.
- vary where you cut on the mat to prevent deep groves from developing.
- store it flat, not rolled up or standing on edge (this may cause cracking).
- Don't iron on your mat, don't set hot beverages on it, don't leave it in a hot car, or near any hot surface or in direct sunlight (any heat may cause your mat to warp).
- Keep away from extreme cold. Your mat may shatter in extreme cold.
- Clean and moisturize your mat regularly using the soaking method described above.

***By keeping the mat moisturized and clean, rotary blades will last longer.***

**YEAH!**

## Quilt Canada 2021 - June 16 - 19th, 2021

CQA are busy bees getting ready for their first virtual Quilt Canada conference, **"A Celebration of Quilting in Canada."** It's all happening in just 10 weeks so head on over to the website, [canadianquilter.com](http://canadianquilter.com) for more info and remember to check there often as they will be frequently adding new details over the coming weeks.

Everyone must buy what CQA is calling a "Entry Pass" @ \$10 + tax. This gets you to the National Juried Show (NJS) and concurrent quilt shows. There is extra registration and payment for presentations and tours.

Registration opens April 20th, closes June 15th at 3 pm EDT.



\*\*\*\*\*

And also from CQA:.....

### April 17, 2021 at 3 pm EDT for a **Kate Ward Zoom Webinar!**

Learn some fun and easy ways to manipulate existing fabrics in your stash. Techniques such as solar dyeing, mark making with rust, how to paint like watercolour on fabric, and print fun patterns using objects found around the home will be demonstrated.

Learn some fun and easy ways to manipulate existing fabrics in your stash. Techniques such as solar dyeing, mark making with rust, how to paint like watercolour on fabric, and print fun patterns using objects found around the home will be demonstrated.

Tickets for nonmembers available April 12 for \$20 plus tax, individual members can get your ticket now at [canadianquilter.com](http://canadianquilter.com) and scroll down to the News section.

## Wall Hangings : A Challenge for Totem Lodge

Are you, your friends, or your satellite group looking for a different challenge? The Comfort Society has been hoping to send some wall hangings to Totem, Shorncliffe and 2 South (Sechelt Hospital). Covid has delayed that, unfortunately. But let's get ready for when they can accept quilts to adorn their spaces.

Specialized wall hangings for the high ceiling, large open dining area in Totem Lodge would be welcomed. What has been requested are 3 or 4 long, narrow, 2 sided quilts that could be suspended from the large beams. Not your standard quilt size, ideally the quilts would be 10 to 12 feet long by 3 to 4 feet wide.

There are other quilts and wall hangings already donated to the Comfort Society that will be suitable for the walls in the three facilities, but the dining hall is an unusual space. Also, if anyone has some specific wall hangings that they would like to go to one of these facilities, they would be most welcome.

Please contact Kimala for more information or if you would be interested in being a part of this opportunity to enhance Totem Lodge's dining space.

Thanks,

Kimala







**STITCH & BOBBIN**  
QUILTING AND SEWING SUPPLIES

Please check website for updated Covid hours

Shop online 24/7  
[www.stitchandbobbin.com](http://www.stitchandbobbin.com)

New stock arriving everyday

6-819 Gibsons Way  
604-840-3388

AUTHORIZED  
BERNINA  
LONGARM  
DEALER

[www.stitchandbobbin.com](http://www.stitchandbobbin.com)  
604-840-3388   [stitchandbobbin](https://www.instagram.com/stitchandbobbin)



Our shelves are overflowing with  
**New Arrivals!!**

See them on our website under  
**What's New!** or better yet, come to the store and  
see all the rich vibrant colours!

Our Basics are also well stocked to add to your  
stash projects!

**"My Canada"** by Northcott arriving next week!

Store Hours Tuesday – Saturday 10am-3pm  
[www.fibreexpressions.com](http://www.fibreexpressions.com)  
**604-885-6677**

### Welcome to the 2021 season for FibreWorks!

We are open Wednesday – Sunday 11am – 4pm with all spaces open to the public. No need to arrange an appointment to come and explore the yurts as we have all COVID safety protocols in place with a limit of 6 visitors per yurts.

Our new show **Three, Two, One - Create** featuring Coreen Zerr, Don & Krista Zeghers runs until May 9<sup>th</sup>

Over the winter season FibreWorks has transitioned into a non-profit society!

We invite you to show your support for fibre arts on the Sunshine Coast and beyond by becoming a member



### Become a Member

Located in beautiful Madeira Park, on the Sunshine Coast and hosted in a collection of yurts, FibreWorks Studio & Gallery showcases the Fibre Arts – basketry, fibre, paper, textiles and wood, created by local, national and international artists.

The mission of FibreWorks Studio & Gallery Society is to support the development of emerging through to established artists from primarily the Sunshine Coast community, but also beyond, working in partnership with national and global communities. This is done in the form of offering diverse and inclusive exhibits, programming and creating accessible, engaging opportunities in our local community, Canada and beyond.



### Membership Benefits

- 10% off at Sew Easy, Sechelt (Show Card)\*
- 10% off at Stitch n Bobbin, Gibsons (Show Card)\*
- 15% off at The Painted Lady Art Supplies (Show Card)\*
- Invites to events and exhibition openings
- Opportunity to have your work in members only exhibit.
- Participate and voting rights at our Annual General Meeting (over 18 only!)
- Stay informed about upcoming fibre art and culture events on the Coast!

\*Some exclusions on discount

### Membership Prices

- **\$20 Individual**
- **\$35 Family**
- **\$50 Organisation**

Memberships are valid for one year.  
FibreWorks Gallery is a Registered Non Profit Society, we value your support.

Please visit [www.fibreworksgallery.com](http://www.fibreworksgallery.com) to join online or print a membership form

With special thanks to our supporters



## Wildflower QUILTING STUDIO



TESS STRAUSS AND  
DEBBIE VELDHOEN  
wildflowerqs@gmail.com

Call for an appointment:  
778-689-1564



## Sew Easy

Alton Toth  
Jenny Margueratt

604-885-2725

Located in Trail Bay Mall  
5755 Cowrie St  
Sechelt BC

e: seweasy@dccnet.com  
**www.seweasy.ca**

## EuroTech *Sewing Machine Repair*

ALL DOMESTIC SEWING MACHINES & SERGERS  
FORMER ALBEE'S SEWING CENTRE TECHNICIAN

Factory trained by

**PFAFF BERNINA ELNA  
HUSQVARNA JANOME**

**Wei Hin Ng**

Service Technician

t: 604.568.1238

w: [www.eurotechsewrepair.ca](http://www.eurotechsewrepair.ca)



**\*Serving the Vancouver area since 1989\***

**Snip & Stitch**  
SEWING CENTRE  
NANAIMO  
#1-4047 Norwell Drive  
Nanaimo, B.C. V9T 1Y6  
1-800-789-1730  
[www.snipandstitch.com](http://www.snipandstitch.com)

Yes, We are open!  
Tuesday to Saturday  
9:30-5:30 each day  
Closed Sunday and Monday  
Curbside Pickup Available as  
well as Mail Orders.  
Call Us!

"Like" us on facebook  
**Snip & Stitch Sewing Centre**

Follow us on Instagram  
**@KathySchroter**





## Sunshine Coast Quilters' Guild Zoom Board Meeting

March 30, 2021

**Present:** Karen Biddlecombe, Kimala Thompson, Marian Williamson, Phyllis Argyle, Mona MacKinnon, Helene Johnston, Rojean Trent, Lynda White, Moira Sarling

Meeting started at 7:48 p.m.

It was **MOVED** and **SECONDED** that the minutes of the March 2, 2021 Zoom Board Meeting be **APPROVED. CARRIED**

Treasurer: Financial information was made available to those attending the meeting.

**Old Business:** None

**New Business:**

1. There was a discussion about the format of the Zoom Board Meetings. The pros and cons of muting everyone and opening up mikes for discussion. It was thought that muting ourselves until we wanted to speak was probably the best way to go.
2. There was a discussion about the Guild's 40th anniversary that is next year. Karen B, Lynda W and Rojean T are going to ask for volunteers for a committee. Some of the ideas were to invite Pat Crucil (founding member), have a quilt raffle, newspaper article, t-shirts, quilt crawl with maps showing the location of quilts or have shops feature our quilts in their windows/store.
3. Lynda W. suggested we could have a quilt raffle this year.
4. Karen B. suggested we consider a pop-up meeting in the summer (if conditions allow it). This will be discussed at a later date when we know more.
5. Comfort Committee Report in Newsletter
6. Program Committee Report in Newsletter
7. Past President Report: Rojean T is continuing to seek members to fill the very important positions of President and Vice President. The membership will be encouraged to make nominations for these positions. The suggested revisions to the ByLaws are done and will be sent or emailed to members so they can be voted on at the May meeting.

8. Membership: Dues will be collected in September for the year 2021-22. Guest fees will be in effect starting in September.
9. Library: Outstanding books are not being collected at this time as we can't get into the church to store them. There is some concern about the library books getting lost in the member's personal libraries.
10. There were no reports from the Satellite Guilds. Karen B would like to remind these groups that we have a Zoom Account that is available for their meetings and to get in touch with her if you would like more information.
11. Newsletter: Marian W. would like feedback/ input on the Newsletter. The deadline is April 2nd.

The meeting adjourned at 8:56 p.m.

## 40 Year Anniversary

In 2022 our Guild will celebrate 40 years of quilting. We are looking for volunteers to help coordinate celebrations. If you are interested in participating on this committee, contact Rojean T. or Karen B. We had some interesting ideas suggested at the Board meeting, I'm sure there's still some brilliant ones waiting to be discovered.





# Sunshine Coast Quilters' Guild 2020-2021 Board Membership

<i>Position</i>	<i>Name</i>	<i>Position</i>	<i>Name</i>
<b>President</b>	Kimala Thompson	<b>Vice President</b>	NEEDS TO BE FILLED
<b>Past President / Sunshine</b>	Rojean Trent	<b>Treasurer</b>	Helene Johnston
<b>Secretary</b>	Moir Sarling / Darlene Finch back up	<b>Website Admin Facebook Admin</b>	Elizabeth Byrne Karen Biddlecombe
<b>Block of the Month</b>	Eileen Evans, Donna Thompson, Lynda White	<b>2023 Quilt Show Chairs</b>	Karen Biddlecombe & Bernardine Somogyi
<b>Comfort Quilts</b>	Lynda White, Lois Anderson, Joan Baker, Linda Child, Nona Fellows, Janet Flumerfelt, Marie Malcolm, Jeanette Thompson, Andrea Wilson, Jean Whitehead	<b>CQA Rep</b>	Shel Hein
<b>Membership &amp; Merchandise</b>	Grace Whitelock, Mona MacKinnon, Trish Clooney	<b>Publicity</b>	Moir Sarling
<b>Program Committee / Mini Workshops</b>	Karen Biddlecombe, Darlene Finch, Jude Grebeldinger, Maria Lodzinski, Nancy McMurdo (NEED MORE)	<b>Library</b>	Phyllis Argyle, Donna Athey, Joanne Polan (NEED ONE MORE)
<b>Newsletter</b>	Marian Williamson, Val Marus, Phyllis Argyle	<b>Retreat Committee</b>	NEEDS TO BE FILLED
<b>Bus Trip Chair</b>	Sharon Roye	<b>Youth Outreach</b>	NEEDS TO BE FILLED

## Satellite Group Rep contact information:

**Pender Harbour Piecemakers:**  
Lee Ewing 604-883-2620

**½ Moon Crazies:**  
Judi Wilson 604-885-2343 and  
Eryl Shindel 604-885-0276

**Please see membership list for contact info or send message via [scquiltersguild.com](mailto:scquiltersguild.com)**

**Loose Threads:** Sonja Randell  
604-885-7722

**Fat Quarters:** Rita Hunt  
604-885-3601

**Gone to Pieces:**  
Linda Evans 604-886-3164

**Cotton Club:**  
Linda Gant 604-886-7639


## Advertising Rates (per issue\* (PI) for period Sept - May, excluding Dec):

Classified.....\$10.00 \*PI  
Bus card size..... \$10.00 \*PI  
8 issues .....\$50.00  
¼ Page for .....\$14.00 \*PI  
8 issues.....\$90.00  
½ Page .....\$21.00 \*PI  
8 issues.....\$125.00  
Full Page .....\$42.00 \*PI  
8 issues.....\$200.00  
One time email to all members,  
.....Quilting related \$15.00  
.....Commercial \$35.00

Please contact :  
Val Marus  
604-885-3550

**Next Newsletter Deadline**  
**May 7th, 2021**

**for Newsletter**  
**May 2021**



# SUNSHINE COAST QUILTERS' GUILD

P.O. Box 2083  
Sechelt, B.C.  
V0N 3A0



[www.scquiltersguild.com](http://www.scquiltersguild.com)



*All members from the 2019—2020 year have had their membership extended to September 2021.*

*We will begin collecting SCQG membership fees in September 2021 for the 2021—2022 membership year.*

*Cost is \$40.00 for full year (Sept—Sept.)*

*Cost is \$20.00 for half year (Feb.— Sept.)*

*Guests will be welcome ( there is a \$7.00 drop in fee) starting in September 2021.*



## HISTORY

**In 1982** a group of women on the Sunshine Coast got together to share their love of quilting. Pat Crucil, an accomplished quilter and teacher, established this first quilt group on the Coast.

**Today** the Sunshine Coast Quilters' Guild is the "umbrella" organization for six local community quilt groups from Pender Harbour to Gibsons, with a membership of 110. The guild promotes the joy of quilting on the Coast by providing enjoyment through quilt shows, classes, demonstrations and displays. We continue to meet eight\* days throughout our Guild year, from September to May at the Holy Family Parish Hall in West Sechelt (5700 Nickerson Road). Our meetings consist of Mini-Workshops, Business Meetings, Block of the Month, Show and Tell, Library and a Program.

\*due to Covid-19, meeting by Zoom January to May 2021.

