

SUNSHINE COAST QUILTERS' GUILD

P.O. BOX 2083, Sechelt, BC V0N 3A0

www.scquiltersguild.com

SUNSHINE COAST QUILTERS' GUILD



Next Resource Day September 25, 2021

September 2021

Special Points of Interest

Next Resource Day:

Sept. 25, 2021

*****NEW LOCATION

Show N' Tell
See what your friends have
been up to

12:00 1:00 Scrap Happy & Fat
Quarter Friendly 2
By Carola Russell

Next Newsletter: October

(deadline: Friday October 8th)

Executive meeting via Zoom
7:30 p.m. Tuesday Sept. 28/21
Open to all members. Contact
Karen B. for an invite.



NEWS & IMPORTANT NOTICES for Sept. 2021

RESOURCE DAY ***** NEW LOCATION

- Saturday September 25th Resource Day will be held **IN PERSON** at the Sechelt Seniors Activity Centre, 5604 Trail Ave., Sechelt 9:00 to 1:30 Set up 9:00 - 9:30 a.m.
- "Scrap Happy and Fat Quarter Friendly 2" Trunk Show by Carola Russell
- Carola will also be selling quilting supplies & materials during this day
- Block of the Month, Membership, Show N' Tell, Comfort Society, Library, Program, and Free Table return in person - YEAH!
- We cannot confirm Zoom availability until close to Resource Day. We will try our very best. If interested in Zoom for the Resource Day, please contact Karen B.

You will be required to provide proof of full Covid - 19 vaccination to attend Resource Days and Workshops.

Please wear a mask. Please bring your own coffee/tea and snacks.



Inside this issue:

President's report	2
Board Meetings	4
CQA and Block of the Month	5
Comfort Society	6
September Resource Day	8
Program Activities	7 - 11
Guild executive/committees	14
History, Mission Statement	15

MEMBERSHIP

SCQG membership fees (for all those who are not 90+) will be due again in September 2021 for 2021/2022 year. Cost: \$40.00, payable by cash, cheque, or an e-transfer (password: membership) to Helene Johnston. Options for membership renewal:

- Saturday September 11 - 11:00 to 2:00 at Stitch and Bobbin, IGA plaza, Gibsons
- Saturday September 18 - 11:00 to 2:00 at Fibre Expressions (back hallway foyer), Sechelt
- Saturday September 25 - 9:30 to 1:30 at Resource Day at Sechelt Seniors Activity Centre

President's Report—Phyllis Argyle

I hope you all had a great summer. Many of us reconnected with family after a long absence. The Fall brings us cooler weather and hopefully some rain, so it's time to return to our quilting projects.

Thank you to the many members who stepped up to fill open positions in Library, Block of the Month, Program etc. More positions are becoming available, like CQA Rep, Web Author and Vice President. I can't imagine the Sunshine Coast without the Quilters' Guild and want to make my contribution.



I am looking forward to seeing you all in person at the September Resource Day, still in a mask but feeling much safer due to the new vaccination rules. Carola Russell will present a trunk show on Saturday and lead a workshop on ruler quilting on Sunday. We will try to share her trunk show on Zoom for members who can't be in attendance. Combining in-person and Zoom is still new for us, but we have high hopes that it will go well.

The Sechelt Seniors' Activity Centre is a great venue; we will be meeting there for the remainder of 2021 and are working on 2022 as well. We can use some help on "moving day" September 18, to bring our Library, ladders, bins and banner from the Church. Do you have a truck or husband who can help out, too?

There are several Reveals due in September including Kimala's Presidents' Challenge. Don't forget to bring your Block of the Month (sunflower), Fat Quarter Draw, quilts for the Comfort Society and Library books. Program has an exciting lineup of workshops and more; I'm intrigued by the new Skill of the Month! (Page 8) Also the FREE table returns; just be sure to take home anything which is still on the table when it's time for you to leave. And please bring your Show and Tell - my personal favourite for inspiration!

We think it is time to ask the membership if you would like changes to the format of our meetings. What are your favourite things at Resource Day? What do you skip over?

Hope to see you there!

Phyllis



Message from Past President/Sunshine Person—Kimala Thompson

We are getting ready to begin another Guild year and I hope everyone was able to enjoy the brief respite we had in the ongoing Covid battle. Our weather will be changing and folks will not be able to gather as easily with some restrictions being put back in place. All the more reason to let me know if any of our Guild members could use a bit of cheer or when there have been accidents, illnesses, or an unfortunate passing. So, please be sure to contact me via phone, email or on Messenger. It's a long way up here in Egmont and outside of work, I'm not out and about much so several notifications of the same event will be just fine.

I really hope we will be meeting this September Resource Day, in the flesh! Until then, stay safe and happy quilting.

Kimala



2020/2021 President's Challenge - Quilters Rock! By Kimala Thompson

Due to the difficulties caused by Covid, the challenge deadline will be extended until **September 20, 2021**. We hope to be able to award prizes in person at September's Resource Day.

Here is a recap of the challenge:

Due to the tighter restrictions to gather and be inspired, this will be a "virtual" challenge. I feel it is more important than ever to share the love and comfort our sewing skills can give to others. Our guild has already provided tremendous assistance to our health care workers this spring, we have been asked to help provide masks this fall, our extended care facilities have asked for help to cheer up the places where our elders reside and we have continued to fill our Comfort Society with blankets of love.

So, most of you have already completed part of this challenge! The items do not have to be associated through the guild programs. It is how you use your sewing, not just quilting skills, to help our world be a better place. Next is to, hopefully, provide some photos of these projects, otherwise a short description is fine. Finally, a short narrative. Tell us what motivates you to make and give these sorts of wonderful gifts. How you became involved, especially if it wasn't linked to one of the guilds on the coast. What were the challenging aspects you faced, if any. What is the best part for you.



Challenge Criteria

1. Any charitable project completed from January 1, 2020 until May 30, 2021, that has used some form of your sewing skills.
2. Photos or a written narrative describing the project/s.
3. Provide a short written narrative about what motivation prompted the project, how you became involved, what the challenging aspects were, and what was the best part for you.
4. Send the information via email to Elizabeth Byrne, no later than September 20, 2021 (revised date). They will be posted to our website and you are quite welcome to post your projects throughout the year. They may be inspiration for others to become involved in a project that is near and dear for you.
5. Projects will be evaluated using several aspects including, how you were challenged and the solutions you found; ingenuity in use of materials; functionality; and personal satisfaction. So this means EVERY level of sewing skill can be involved! Lots of opportunities for some fun prizes.
6. If you have any questions please don't hesitate to contact me. Happy stitching, everyone.



NEW NEWSLETTER FEATURE— GETTING TO KNOW YOU

Each month your newsletter editor will interview one member to be featured in the newsletter. Do you have suggestions for people to be featured ? Here's the first of eight for this year:

Phyllis Argyle (she happens to be our President for 2021—2022! Yeah!)

How long have you lived on the Sunshine Coast? If not for ever, what brought you here?

I moved from North Vancouver to the Sunshine Coast in 2010 when I realized I could actually afford a house here instead of a condo. My goal was to have a garden and bird feeders, but there had to be a local dance group so that I could continue hula dancing. Luckily, I found Dhyana Bartkow's group in Gibsons, Keia Papa Kaua, so I bought my "dream home" in Halfmoon Bay.

When and why did you start quilting?

I admired the quilts my mother and girlfriend Robbie (from Nanaimo) had started to make, but said I was too busy to set aside time for quilting. However, in 2015 I saw a quilt that I "had" to make, so I took a beginners class with Jill Sullivan and the rest is history.

Do you have any mentors? What makes the Guild important to you?

I soon joined the Halfmoon Crazies and then the Sunshine Coast Quilters' Guild. My mentors remain my mom, friend Robbie and Carol Bowie, but in a larger sense, everyone I have met in the Guild has been my mentor. What a wonderful group of caring, creative, sharing women! I tend not to follow patterns but let my quilt "build itself" and adjust my expectations as I go along. Now quilting is my favourite thing to do and it has re-awakened my interest in sewing generally (just made an apron.)



A little known fact about you that you would like to share.

I ran my own pottery studio for 12 years, then retired from ICBC after 14 years as a Computer Programmer.



Sunshine Coast Quilters' Guild Minutes from the following Zoom meetings:

- May 29, 2021 (General Meeting)
- June 1, 2021 (Board Meeting)
- August 21, 2021 (Planning Board Meeting)
- September 4, 2021 (Board Meeting)

are attached to the email announcing this newsletter

BLOCK OF THE MONTH:

It's been awhile, but we hope you still have your "Sunflower" block to bring to our upcoming Resource Day. If not, there's still time to make one. Pattern in **November 2020** newsletter.

Eileen, Donna, Lynda



Canadian Quilters Association—CQA

There are so many activities on the go at CQA/ACC. Right off you will notice we have two webinars this month. Go to the [complete webinar schedule](#) to see what we have coming up this fall, with two webinars every month. And we are already working on 2022 and those webinars will be advertised in October on the website. In addition the following may be of interest to you:

On Oct. 1, the fabrics for the 2022 TrendTex Challenge, "Refresh," will be available for purchase on canadianquilter.com

- Check out the 2022 CQA/ACC Individual Member Challenge - "Rewire"
- Get your guild involved in the 2022 CQA/ACC Member Guild Challenge - "Reaffirm"
- Mentor a Youth to participate in the 2022 JN Harper Youth Challenge - "Real Fun"

Help us solve this year's mystery, by participating in the 2021-2022 Mystery Quilt starting with the Supply List this month



COMFORT SOCIETY

Hi Everyone

We are so looking forward to seeing everyone on Resource Day. It will be great to gather again.

A big thank you for all the donated quilts over the past very difficult year. Your work and generosity is amazing.



As you can imagine, our Comfort Society finances are quite low because we have not been able to have a quilt show raffle quilt. Hence, our limited supply of batting.

Despite the limitations due to Covid 19, we have had a good year for the Comfort Society.

From July 2020 to June 2021 :

Intake – 296 quilts; Distribution - 308 quilts


- Sechelt Hospital: Maternity 147, Totem 2, Gift Shop 10
- Christenson Village – 10
- School District # 46 – Aboriginal Education Teacher – 37
- Roberts Creek Child Care Society – 20
- Halfmoon Bay Day Care Society – 20
- Community Service Society – 13
- Gibsons Yacht Club (Christmas Family) – 3
- Gibsons Supportive Housing (Raincity) – 40
- Serendipity Child Development Society – 2
- Raffle quilt for choir – 1
- Senior in Community – 1
- Babies born off coast – 2



Coast Quilters Guild ♥

We cannot explain in words how happy your quilts made the tenants here. Some are on beds, and some are hung in Suites on the walls as art. The quilts with the colours of the medicine wheel were offered to Indigenous folks by our ICL (Indigenous Cultural Liaison), and people were excited to choose their favourite colours + designs.

Thank-You all so much for this generous + thoughtful



We have 14 quilt kits available.

If you have a quilt top ready for the Comfort Society and would like batting, please contact Janet Flumerfelt at 604-885-2838 with the dimensions. Janet will pre-cut the batting and it will be ready for pick up on Resource Day. Batting will be limited to 1 large quilt and 4 baby quilts per member due to our limited supply.

Jean Whitehead

September 2021 Program Activities (and a peek at October too)

Your Program committee has been working hard in bringing together activities that all members would enjoy participating in. Current members in the committee are: **Nancy McMurdo, Jude Grebeldinger, Darlene Finch, Sue Lowell and Chair: Karen Biddlecombe**. We are going to be losing a program member soon so please consider volunteering to help us, contact the Chair if you are interested.

CARRIED OVER FROM OUR LAST MEETING MAY 2021:

MAY 2021 MINI PROJECT: Bowl Cozy – were you able to make a bowl cozy? If so please bring it with you to the September meeting. For anyone not able to attend the September meeting please feel free to email Karen B. a photo.



MAY 2021 CHALLENGE: Pillow Challenge – were you able to make a pillow cover? If so please bring it with you to the September meeting. For anyone not able to attend the September meeting please feel free to email Karen B. a photo.



AWTD (Always Wanted To Do): The participants names were put into a hat and **Sue Lowell** won the grand prize. The Program committee would like to thank all the participants who submitted projects over the 2020-2021 Guild year. We had to modify our program due to Covid restrictions. We were thrilled with the level of participation. Even at a distance we enjoyed being together and sharing our love for quilting.



NOW FOR THE 2021 - 2022 YEAR:

We are excited to release the planning documents for **Resource Days and Workshops** for the 2021-2022 year.

See page 11 or look online at scquiltersguild.com (under Events). We've learned over the last year we may have to amend, change, adapt, delete, add or revise these plans and of course we will notify members accordingly.

NEW Ongoing Project: SKILL OF THE MONTH: What an exciting challenge that is being released this 1st month of the 2021-2022 year – see the information on the 1st BLOCK on page 10 which will show all details about this exciting challenge! This is a skill building challenge and will run for the 2021-2022 Guild year. Please bring in your blocks each month for Show N' Tell. We would love you to sign up in September that you are going to be doing the challenge/blocks. There will be a chance for the member to win a prize at the May, 2022 Resource Day. Register each block you complete at the Program Table. Each block gets you another chance to enter into the Grand Prize Draw! (do 8 blocks, get 8 chances to win).

September 2021 : PROGRAM ACTIVITIES

RESOURCE DAY : Saturday September 25, 2021

FAT QUARTER DRAW: ORANGE: Bring your Fat Quarter to the meeting and have a chance to win a bunch!

MINI WORKSHOP: none setup for September 2021.

CAROLA RUSSELL - Carola's Quilt Shop from Ryder Lake near Chilliwack, BC

SCRAP HAPPY AND FAT QUARTER FRIENDLY 2

Carola will present the above titled Trunk Show and will also be selling quilting supplies and materials before, during and after the guild meeting.

OTHER ACTIVITIES AT RESOURCE DAY: Membership, Show N' Tell, Library, Block of the Month, Comfort Society, Free Table, Program Table for workshop sign up.

WORKSHOP : Sunday September 26, 2021

9:30 to 3:30

(maximum 10 attendees)


Free Motion Ruler Work and Quilt As You Go

With Carola Russell

At Eric Cardinal Hall, Gibsons

\$65.00

An email went out to all Guild members late August notifying members of this exciting day class and soliciting members (SO MAKE SURE YOU HAVE CONTACTED MEMBERSHIP TO PAY FOR YOUR 2021-2022 GUILD YEAR) to sign up and pay for this class. If indeed there are any seats still available at Resource Day, we will announce it then. Please contact Darlene Finch at your earliest opportunity if you wish to join others at this very informative class. There will be a supply list available to ensure you are able to participate fully in this day's event, however, note that there is NO previous experience necessary in ruler work to come to this workshop.




COVID-19: Please note the Program Committee is following the Provincial Health information as it is released and will ensure that all protocols are followed to ensure the safety of all attendees, at Resource Day and also at Workshops. We will adapt and modify our Safety Plan as information is known and of course follow all guidelines issued. We hope those attending will recognize, understand and appreciate this.

PROGRAMS COMING UP IN OCTOBER 2021

RESOURCE DAY: OCTOBER 30, 2021

FAT QUARTER DRAW: BLUE

MINI WORKSHOP : One Block Wonder – Rojean Trent



SKILL OF THE MONTH: 2nd block released in October newsletter; bring in for Show N' Tell when completed. Register it at the Program Table for another chance to win the grand prize.

PROGRAM: Catherine Nicholls: Topic - T.B.R. (to be revealed)

WORKSHOP: October 31st AND November 1st

\$110.00 (plus \$20 lab fee payable to instructor)

Catherine Nicholls is presenting a 2-day class

Haiku Tulips

Day 1 will be exploring colour and colour blending using thickened dyes. Creating possible backgrounds and follow along with lots of mark making in each student's individual colour palette. While the fabrics are resting students will create their own series of tulips inspired designs using a simple drawing activity.

Day 2 will see students combining colours and designs to create a textile tribute to spring! Or maybe summer?

There will be a supply list.

Note that an email went out late August to those who had signed up for this cancelled class from spring 2021 so they have 1st refusal for this class. Once Program knows if there are any spaces available, we will present this information to the Guild members and open registration. We have a maximum 10 attendees for this class.



Sunshine Coast Quilters Guild

Monthly Skill Builder Challenge

8 monthly skills – in 12 ½ inch blocks

The program committee is presenting a series of eight monthly skill building lessons. Each lesson is designed to teach a new skill or to refresh a skill already in your repertoire. Some **techniques** have many ways to accomplish the same end point – time to try a new way perhaps! You will be challenged to complete a 12 ½ inch unfinished block each month.

At the conclusion of the year you will have 8 blocks completed. These can be put together into a sampler quilt, a wall hanging, made into a series of placemats, or your choice. You could also choose to make more blocks for a larger project. Additional skill ideas will be provided after month 8. The blocks could also become good samples to practice different quilting ideas on. The choice is entirely up to you.

Your name will be entered for a draw prize for each skill completed – eight potential chances to win.

If you want to make a coordinated project – a suggestion of 8 different fabrics, each at least one FQ sized.

Additional 1 meter dedicated to sashing, borders and bindings should suffice. This project can also be scrap based – raid those bins you have been collecting!

There are only three rules: 1) try the monthly skill 2) complete a 12 ½ inch unfinished block 3) have fun!

Bring completed blocks to the program table at any Resource Day to enter the draw. First chance will be September 25!

Month 1: Precision – your ¼ inch seam as a foundation skill

An often debated topic in quilt making. Does precision really matter? Well it depends.

For a quilt composed of many pieces and blocks – it is important for it to fit together. Imagine a quilt row made up of 9 - 4 inch squares. If your seaming accuracy is off by 1/16th of an inch sometimes and accurate other times, one row of 9 blocks could grow by ½ inch compared to another. Multiply this into an elaborate block and you get the picture.

For this month you are challenged to make a 12 ½ inch unfinished block with multiple seams in each row. The design can be as straight forward as 36 - 2 ½” squares pieced together, 6 rows with 6 squares in each. You can also choose your own block – for this exercise best to stay with squares and rectangles only. The block will measure 12 ½ inch square, and when sewn into a quilt will measure 12 inches. Magic.

As you go - carefully check your accuracy, adjust your needle position or mark your seam allowance line on your throat plate. Choose a method that works for you AND your tools – not necessary to add more tools. Remember that each combination of fabric and thread may yield different results – key is to check your accuracy for each project. The goal is to achieve an accurate measurement on the front side of the block between the two seams, with ¼ inch remaining on each block edge for seaming.

There are MANY resources available online to help you with this task – if you use any search engine and enter “quilt ¼ inch seaming”, look in the video tab and you will have several methods to try.

Here is one I particularly liked: “Quilting 101: Perfecting your ¼ inch seam” by Cindy Bee.



2021– 2022 SCQG Resource Day Program Summary (revised Aug. 31/21)

Date	Program	Challenge Introduction	Reveals	Mini Projects	Fat Quarters
September 25th	Trunk Show Carola Russell	Skill of the Month See September Newsletter and website for details	September's Skill of the Month	N/A	Orange
October 30th	Catherine Nicholls		October's Skill of the Month	One Block Wonder -Rojean Trent	Blue
November 27th	Trunk Show "Branching Out" -Susan Jensen		November's Skill of the Month	Reverse Applique -Marian Williamson	Yellow
January 29th	Table Sale		January's Skill of the Month	English Paper Piecing -Lois Anderson	Black
February 26th	Mystery Program		February's Skill of the Month	Quilting Ergonomics	Red
March 26th	Trunk Show "Art to Lean on & Beyond" Maureen Sugrue		March's Skill of the Month	TBR	Purple
April 30th	Trunk Show Krista Hennebury "Aurifilosophy"		April's Skill of the Month	TBR	Green
May 28th	Celebrations		May's Skill of the Month	TBR	Pink

2021 - 2022 SCQG Workshop Schedule

Location: Eric Cardinal Hall
930 Chamberlin Rd.
Gibsons

Time: 9:30 a.m. – 3:30 p.m.
Doors Open: 9:00 a.m.

Revised: August 20, 2021

Maximum: 10

Date	Program	Instructor	Cost
Sunday, September 26 th	Ruler Work	Carola Russell	\$65.00
October 31 st & November 1 st (2 day workshop)	Dying & Haiku Tulips	Catherine Nicholls	\$110.00 plus \$20 for Lab fees (paid to Catherine)
Tuesday, November 23 rd	You've Got Mail	Sue Lowell	\$10 + kit fee (paid to Sue)
Sunday, November 28 th	Nature's Threadwork	Susan Jensen	\$75.00 + \$20 for kit (to Instructor)
Monday, November 29 th	Nature's Threadwork	Susan Jensen	\$75.00 + \$20 for kit (paid to instructor)
Sunday, January 30 th	Mystery Project	SCQG Program Committee	\$10.00
Sunday, February 27 th	Scrap Busters	SCQG Program Committee	\$10.00
Sunday, March 27 th	Creating Texture with Free Motion	Nel Burns	\$50
Sunday, May 1 st	Thread Play Pouch	Krista Hennebury	\$ 100

STITCH & BOBBIN

QUILTING AND SEWING SUPPLIES



New Location

109-1100 Sunshine Coast Hwy

(in the Park Plaza (IGA) next to The Seasoned Kitchen)

Tue-Sat 10-5

Sunday 11-4

Closed Mondays & Holidays

Classes ~ BERNINA ~ Fabrics & more!

www.stitchandbobbin.com 604-840-3388



FALL CLASSES.....YES THEY ARE HAPPENING!!

Check our website to see all the classes!
www.fibreexpressions.com

Come in to see all the samples! Call us or come in to register

604-885-6677

10am -3pm Tuesday – Saturday

Limit 4 students/class!

Come in & see all our

NEW ARRIVALS!!

September at FibreWorks Studio & Gallery

We are open Wednesday - Sunday 11am - 4pm with all spaces open to the public. No need to arrange an appointment to come and explore the yurts as we have all COVID safety protocols in place - indoor mask wearing is requested

FIBRE WORKS STUDIO & GALLERY



604.883.2380 | fibreworksgallery.com
12887-12889 Sunshine Coast Highway
Madeira Park (look for the yurts)

Happening this Month ...

Saturday Sept 18th ~ 2 to 4pm
Please join us for our Opening Reception to celebrate

A Beautiful Mess: the joyful & random discovery of the artistic process

September 24 - 26th

Natural colours print & pattern: a surface design atelier with Natalie Grambow

We are now accepting submissions for our Members Show running Nov 5 - Dec 12 . We invite you to enter a piece. Look to the website for more information

Wildflower QUILTING STUDIO



TESS STRAUSS AND
DEBBIE VELDHOEN
wildflowerqs@gmail.com
Call for an appointment:
778-689-1564



Sew Easy

Alton Toth
Jenny Margueratt

604-885-2725

Located in Trail Bay Mall
5755 Cowrie St
Sechelt BC

e: seweasy@dccnet.com
www.seweasy.ca

EuroTech Sewing Machine Repair

ALL DOMESTIC SEWING MACHINES & SERGERS
FORMER ALBEE'S SEWING CENTRE TECHNICIAN

Factory trained by

**PFAFF BERNINA ELNA
HUSQVARNA JANOME**

Wei Hin Ng

Service Technician

t: 604.568.1238

w: www.eurotechsewrepair.ca



Serving the Vancouver area since 1989



Snip & Stitch
SEWING CENTRE
NANAIMO

#1-4047 Norwell Drive
Nanaimo, B.C. V9T 1Y6

1-800-789-1730
www.snipandstitch.com

"Like" us on facebook 
Snip & Stitch Sewing Centre

Follow us on Instagram 
@KathySchroter



Yes, We are open!
Tuesday to Saturday
9:30-5:30 each day
Closed Sunday and Monday
Curbside Pickup Available as
well as Mail Orders.
Call Us!



Sunshine Coast Quilters' Guild 2021-2022 Board Membership

<i>Position</i>	<i>Name</i>	<i>Position</i>	<i>Name</i>
President	Phyllis Argyle	Vice President	NEEDS TO BE FILLED
Past President / Sunshine	Kimala Thompson	Treasurer	Helene Johnston
Secretary	Moira Sarling / Darlene Finch back up	Web Author Facebook Admin	Elizabeth Byrne (replacement requested) Karen Biddlecombe
Block of the Month	Eileen Evans, Donna Thompson	2023 Quilt Show Chairs	Karen Biddlecombe, Bernardine Somogyi
Comfort Quilts	Jean Whitehead, Lois Anderson, Linda Child, Nona Fellows, Janet Flumerfelt, Marie Malcolm, Jeanette Thompson	CQA Rep	NEEDS TO BE FILLED
		Archivists	Karen Biddlecombe, Elizabeth Byrne
Membership & Merchandise	Mona MacKinnon, Grace Whitelock, Trish Clooney	Publicity	Moira Sarling
Program Committee / Mini Workshops	Karen Biddlecombe, Darlene Finch, Jude Grebeldinger, Nancy McMurdo, Sue Lowell	Library	Merilee Martell, Joanne Polan, Susan Kimm-Jones
Newsletter	Marian Williamson, Val Marus, Phyllis Argyle	Retreat Committee	NEEDS TO BE FILLED
Bus Trip Chair	Sharon Roye	Youth Outreach (when life opens up)	Bernardine Somogyi

Ready for a challenge? Be part of making our guild work - positions open

Vice President: as VP you get to choose and buy, with guild money!, all the door prizes!, book the Resource Day dates, and support the President. You also collaborate with the executive to create a wonderful and exciting experience for all guild members.

Retreat: Social gatherings are opening up with restrictions, I wondered if a Zoom retreat would be possible? It would be an amazing opportunity to create this experience for members. Please consider taking this on with a team.

Program Committee: Did you know this committee influences the direction of the guild, inspires us and our learning outcomes? This is a great team of members who want to share ideas and make things happen. Sound like a team you want to join? They are always looking for new team members!

CQA Rep: Provide info for members.

Contact Kimala Thompson



SUNSHINE COAST QUILTERS' GUILD

P.O. Box 2083
Sechelt, B.C.
V0N 3A0



www.scquiltersguild.com

Mission Statement

The purpose of the Sunshine Coast Quilters' Guild is to promote the joy of quilting to the Sunshine Coast and to provide for the community's enjoyment through quilt shows, classes, demonstrations and displays.

To provide an "Umbrella Guild" for the various satellite quilting groups offering Resource Days which include workshops, demonstrations, education and speakers.

The Guild shall be a non-profit society.

The Guild's mission is to provide members with ongoing education, opportunities to share quilting experiences and knowledge, and an opportunity to provide community service. The smaller quilting groups on the Coast also provide a strong focus for the many quilters with regard to these goals. Maximizing connections between the Guild and the small groups helps share some of the energy and enthusiasm.

HISTORY

In 1982 a group of women on the Sunshine Coast got together to share their love of quilting. Pat Crucil, an accomplished quilter and teacher, established this first quilt group on the Coast.

Today the Sunshine Coast Quilters' Guild is the "umbrella" organization for six local community quilt groups** from Pender Harbour to Gibsons, with a membership of 110. The guild promotes the joy of quilting on the Coast by providing enjoyment through quilt shows, classes, demonstrations and displays. We continue to meet eight days throughout our Guild year, from September to May. Our meetings consist of Mini-Workshops, Business Meetings, Comfort Society, Block of the Month, Show N'Tell, Library, and a Program.



Newsletter Advertising Rates (per issue* (PI) for Sept. - May, excluding Dec.):

Classified.....	\$10.00 *PI
Bus card size.....	\$10.00 *PI
8 issues	\$50.00
¼ Page for	\$14.00 *PI
8 issues.....	\$90.00
½ Page	\$21.00 *PI
8 issues.....	\$125.00
Full Page	\$42.00 *PI
8 issues.....	\$200.00
One time email to all members,	
.....Quilting related	\$15.00
.....Commercial	\$35.00

Please contact :
Val Marus
604-885-3550

Next Newsletter Deadline
October 8, 2021 for October newsletter

** Satellite Group Rep Contact Information:

Please see membership list for contact emails or send message via scquiltersguild.com

Pender Harbour Piecemakers: Lee Ewing
604-883-2620

1/2 Moon Crazies: Eryl Shindel 604-989-0160

Loose Threads: Sonja Randell 604-885-7722

Fat Quarters: Rita Hunt 604-885-3601

Gone to Pieces: Linda Evans 604-886-3164

Cotton Club: Linda Gant 604-886-7639



I'll sew for Food.....