

SUNSHINE COAST QUILTERS' GUILD

P.O. BOX 2083, Sechelt, BC V0N 3A0

www.scquiltersguild.com

SUNSHINE COAST QUILTERS' GUILD



Next Resource Day February 26, 2022 via Zoom

February 2022

Special Points of Interest

Next Resource Day:

Saturday February 26, 2022

Enter the Zoom session
between 9:30 and 10:00 from the
comfort of your own home

10 - 10:20 Opening remarks from
President Phyllis and others

10:20 - 10:45 Virtual Studio Tour
See where people create

11 to 12:00 "Sew Smart: The Ergonomics
of Healthy Quilting" by Rose Parr

12:00 - 1:00 open for discussion
between members

Fat Quarter Draw: Red (save it for March
Resource Day)
Skill of the Month - Page 9

Next Newsletter deadline:

Friday March 4th

Executive Meeting via Zoom
7:30 p.m. Tues. March 1/22
Open to all members
Contact Karen B. for an invite

Inside this issue:

President's Message	1
VP / Sunshine Report	2
Comfort Society	5
February Resource Day	8
Program Activities	6 - 9
Minutes/Guild	12-14
CQA/Webinars	15
History/ Quilt Canada	16

President's Message - Phyllis Argyle

Here we are in February already! I've noticed witch hazel in bloom and daffodil leaves poking through the soil. Soon I'll need to spend time in the garden, but hope I can get a few UFOs finished before it's truly Spring. I've continued with my project of trying to document all my quilts and am really enjoying reviewing each one as I print photos and paste fabric samples into my binder.

I missed joining you all at January Resource Day. It sounded like a lot of fun as many fabrics traded hands to go into new projects with new owners! Did you go home with something new?

It's getting to be that time of year... are you getting the urge to do spring cleaning? To move things around and vacuum the dust bunnies? My vacuum is doing overtime as my partner and I are slowly moving into a new home. I have a lot of decluttering to do and have many things that I hope the thrift shops will accept. Our hunt for a new home "had" to include a good-sized quilting space and I have started to fill it with tables, storage cupboards, a design wall and my stash! Who knew that bags of fabric were so heavy? Please wish me luck as I strive to set up a really functional layout. I'll be eagerly watching the Zoom Studio Tour on Resource Day, Feb. 26th, for great ideas and fresh takes on how to make the most of our quilting spaces.

See you on Zoom!

Phyllis



**Saturday February 26th Resource Day will be on Zoom.
Enjoy from the comfort of your own home
(see agenda on page 8)**

**March 26th Resource Day will be at the
Sechelt Seniors Activity Centre**

**All Resource Days until May 2022, even when in person, will be available via
Zoom. Watch your email for the Zoom invite.**

Message from Past President/Sunshine Person—Kimala Thompson



There have been two cards of condolence sent, to Betti McGilvery on the passing of her mother, and to Trish Cooney on the passing of her father. There was also a Sunshine card sent to Grace Whitlock. Please be sure to let me know of events that a card should be sent for.

Well, we've waited, patiently, for a volunteer to step forward to fill the Vice President shoes for the rest of this year. That hasn't happened. Now we will be required to find two people to fill the key guidance rolls for this Guild for the 2022/2023 period. The odds are looking horrendous! We will also be needing another key roll of secretary filled next year. Your executive positions are not strenuous, time demanding positions. Outside of the Resource Day meeting, it takes a couple of hours a month, one of those is the board meeting which is held via Zoom currently in the

evening, and there is a short report needed for the Newsletter. The President may need a short time to organize the agendas for the Resource Day and the Board Meeting. And the Vice President has the daunting task of shopping for Door Prizes and renewing meeting facilities. The Past President/Sunshine spends a bit of time sending cards as needed. The rest of the duties are harrasing the membership to fill executive and committee positions, which in my personal opinion, should NEVER be required. It's really simple ladies. Someone will need to step up. I will be thrilled to field volunteers and/or nominations.


Kimala



GETTING TO KNOW YOU

Each month your newsletter editor will interview one member to be featured in the newsletter. Do you have suggestions for people to be featured? Here's the 5th for this year: Thank you Janet.

Janet Flumerfelt - one of the original founding members of SCQG



How long have you lived on the Sunshine Coast? If not for ever, what brought you here?

Our family moved here in 1949. In 1948 there was a flood in the Fraser Valley and we were forced out. We lived in a logging camp on the other side of Port Mellon. Was there until I married in 1962. Such a great place.

When and why did you start quilting? Mentors?

Kerrin Brookes started a ladies sewing group in early 1980's and then Pat Crucil started the quilting group. Was great being around all these creative ladies! Working at Sew Easy was also a plus. Made my daughter a quilt when she married in 1986.

Mentors?



- My mom - loved to sew & knit - beautifully
 - Mrs. Evans - home economic teacher at Elphinstone - "do it right or unpick"
 - Kerrin Brookes - first to get ladies together to sew, quilt or hand sew, she got me into machine embroidery
 - Lissi - always a beautiful quilt on the go
- Linda Child - many projects going at all times - and she gets them all done.
 - Tess - always ready for a new project and does awesome quilting

Really blessed to know such lovely ladies!

What makes the Guild important to you?

Just to see the results of ladies hard work and being part of it all. So many great classes and projects. Keeps everyone's mind active. Being part of the Comfort Society is very special. To think the ladies donate all these beautiful quilts to give away. The nurses at the hospital are so excited to see them. When I retired, I rejoined the guild and joined Fat Quarters.

Little known facts about Janet:

Have 2 great creative kids - Jill and her famous cupcakes & cakes, Neale, a wonderful woodworker. Have 5 very nice grandkids. Everyone lives here so am very lucky! I did dressmaking for 25 years! Lots of bride, bridesmaid, flower girls and grad dresses. Amazing. Have pictures of most. Still sew everyday! Love anything sparkly! Collect mermaids! Love to garden - to see the flowers!



A BEHIND THE SCENES LOOK AT EACH SCQG COMMITTEE. What do volunteers do to make your guild work. We begin with:

BLOCK OF THE MONTH

Mission Statement

The Block of the Month gives the membership the opportunity to try new patterns and a chance to win a set of blocks at each Resource Day.

Block of the Month Committee

The committee usually consists of 2 or 3 members who get together every month to choose a block design, decide on the size of quilt and purchase the fabric required. The committee purchases the fabric from one of the quilt stores on the Coast, trying to alternate between them. We usually receive a 15% discount from the stores. The stores send the bill to the Treasurer. The Committee has purchased 3 fabric roller cutters which are left in the supply bag.



The committee then gets together and cuts the fabric for each block and puts the fabric for each block in ziplock bags along with an instruction sheet. We usually make up 20-24 kits. If the size of the block is small we will put 2 blocks in each kit. It is recommended that the committee not choose too complicated a block and stress to all that it is very important to use an accurate 1/4" seam.

In deciding on how much each kit will cost we cover the cost of the fabric purchased and add some to cover expenses such as cutting blades, computer ink and paper and ziplock bags.

The kits are usually sold for \$5.00.

When the kits are returned at the next Resource Day all the names are then put in a draw. The person who wins the draw receives all the blocks and any leftover fabric.



The winner's name is recorded.

Accounting

We start the year with a \$50.00 float from the Guild Treasurer.

The Committee records who buys a kit and when the kit is returned. The committee also keeps a financial ledger of the cost of fabric and supplies and income from the sale of the kits.

An expense sheet is filled out and returned to the Treasurer after every Resource Day.

The expense sheet contains the cost of the fabric for the month plus any other expenses incurred. The income from the sale of the kits is also recorded and money is given to the Treasurer.



COMFORT SOCIETY

Great to see everyone at January Resource Day. I don't know about you but I certainly dropped a few pennies purchasing fabric.

We received 22 quilts. Thank you everyone.

Since our last report, 25 quilts were delivered to Sechelt Hospital Maternity ward.

A thank you note and pictures have been sent to Fabricana for the \$500.00 gift certificate our guild won to purchase batting.

Welcome to a new member of the Comfort Society,
Pam Goldsmith-Jones.

*Jean Whitehead
And the Comfort Society Gang*



Fabricana™

2022 PROGRAM ACTIVITIES

PROGRAM COMMITTEE: Jude Grebeldinger, Darlene Finch, Sue Lowell, Tess Strauss, Andrea Wilson, and the Chair: Karen Biddlecombe.

PROGRAM RECAP FROM JANUARY 2022:

Ongoing Project: "SKILL OF THE MONTH": This is a skill building challenge and will run for the 2021-2022 Guild year. Please bring in your blocks each month and show your completed block at the Program table. There will be a chance to win a prize at the May 2022 Resource Day. Each block/challenge you complete gets you another chance to enter the Grand Prize Draw! (do 8 blocks, get 8 chances to win). It is not too late to start this challenge and possibly catch up on the blocks from September to January.

SEPTEMBER : Quarter Inch Seams (see past newsletters from Sept. to January)

OCTOBER : Curved Piecing

NOVEMBER: Partial Seams

JANUARY : Flying Geese

FEBRUARY : String and Crumb Blocks (see page 9)

FAT QUARTER DRAW: Black: **WINNERS** were [Bernardine Somoogyi](#) and [Sharon Halford](#).

MINI WORKSHOP: A wonderful mini workshop was facilitated by Marian Williamson. She took us through Reverse Applique.

PROGRAM: Table Sale - which from comments heard, was a roaring success. Thanks to all for not only having a table to sell items but to the participants buying said items! There were a few tables with Nancy Climie's items. Many thanks to the Fat Quarter ladies who are coordinating these sales as the donations are going to the Sechelt Hospital Foundation in Nancy's memory.



Mystery WORKSHOP : “Project Warm Hug” - January 30th, 2022 at Eric Cardinal Hall

Such a fun day was had. The focus was on putting together 2 quilt tops which will be quilted, bound, labelled, and sent to two Sunshine Coast children (separate families) who are facing adversity.



FEBRUARY 2022 PROGRAM—Resource Day by Zoom

Saturday February 26, 2022

Zoom is available from 9:30 a.m. onward for members to sign in. You will have received the Zoom Invitation via email from the SCQG Secretary beforehand. The Zoom invite will be sent out to all Guild members, please do not share this information with others.

10:00 – 10:20 • **Opening Remarks** from President Phyllis, door prizes, and committee reports.

10:20 – 10:45 • **Studio Tour** presented by Karen B., Program Chair (have a sneak peek into the studios of some quilters, where your friends create)



This tour will be replacing show and tell so keep those quilts handy for our in-person March Resource Day.

10:45 – 11:00 - Get a coffee, take a break.

11:00 – 12:00 **“Sew Smart – The Ergonomics of Healthy Quilting”**

We are excited to hear what Rose Parr from Ontario has to say. www.healthyquilting.com. All members will be muted during this time. You can make comments using the chat feature. There will be time for questions at the end.

12:00 – 1:00 - open for informal discussion between members.

FAT QUARTER DRAW: none as the RED fat quarter will be added to the March fat quarter draw of PURPLE.

MINI WORKSHOP – we are on Zoom so no mini workshop

=====

SKILL OF THE MONTH: 5th block information released “Taming of the Scraps”, String and Crumb Blocks. See page 9 for details. Bring in your blocks in March and register at the Program table. You will be entered for a chance to win a Grand Prize in May 2022. We have some participants; however, we encourage more to participate.

WORKSHOP: Sunday Feb 27th : Stash Busters! All day sew along focusing on using existing stashes. Note that some fabric sharing may occur, so come and enjoy the day with like-minded others. At Eric Cardinal Hall 9:30-3:30 for \$10.00 per person (doors opening at 9:00). Max 10 attendees, each with an 8 foot table. **Contact Darlene Finch to secure a spot.**

===== **IMPORTANT ANNOUNCEMENTS** =====

Mini Workshops: WE HAVE VOLUNTEERS for mini workshops for March and April 2022. Your Program Committee is now planning for the 2022 - 2023 year.

We are now looking for Guild Members to do mini workshops for the 2022 - 2023 year. So, if you would like a spot, we would love to work with your calendar as we are scheduling Sept. 2022 to May 2023.

These wonderful mini workshops (45 minutes) assist in spreading knowledge to others when you coach/mentor a skill. It could be how a speciality ruler is used, a quilting method, piecing method, quilt show focussed, etc. Please consider teaching something you know at Resource Day for others to learn. Contact one of the members of the Program Committee to secure a spot. We would love to hear from you. Oh, and did I mention the facilitator receives a stipend for the workshop?

Workshops: ALL WORKSHOPS are a maximum of 10 attendees to ensure there is spacing in the Hall. Workshops are held at: Eric Cardinal Hall, 930 Chamberlin Road, Gibsons

COVID-19: Please note that the Program Committee has been following and will be following the Provincial Health information as it becomes released and will ensure that all protocol is followed to ensure the safety of all attendees, not only at Resource Day but of course at Workshops. We will adapt and modify our Safety Plan as information is known and of course follow all guidelines issued. We appreciate those attending to understand, appreciate and recognize this.



Sunshine Coast Quilters' Guild
Monthly Skill Builder Challenge
8 monthly skills – in 12 ½ inch blocks



Month 5: Taming of the Scraps* – String and Crumb Blocks

January brings an annual event into my studio space – organizing. I find UFO's, lost patterns and top of the list is an activity I call taming of the scraps. Too precious to discard, these bits seem to multiply like little rabbits in the stash pile and overflow my bins. String blocks and crumb blocks are a good way to use 'em up – and have something pretty to show at the end of the exercise. (*so sorry Shakespeare)

For this month you are challenged to make a 12 ½ inch unfinished block using scraps to build string or crumb blocks. The size and technique is up to you – perhaps try more than one for your block. The block will measure 12 ½ inch square, and when sewn into a quilt will measure 12 inches. Magic.

The concept is straightforward – sew your scraps together to make “new fabric”, then trim the fabric to use in a block - and in a project. Many of the references and resources will start you off with a foundation – paper, muslin, other scrap fabric etc. Turns out this is a good idea, but my first attempts prove not necessary, I just started sewing scraps together! I also found that almost all tutorials for string blocks have you construct a block with strings on the diagonal. Why???? The choice is entirely up to you. And don't limit yourself to blocks ...think fabric. Your new fabric can be cut into any size and then used as a piece in any block

A few useful tips....

- Shorten your stitch length - you will trim your fabric later and need it to stay together
- Strips do not need to have parallel sides, though you may want to straighten the edge (unless you are trying to curve)
- Vary sizes and angles for interest
- Minimum strip width of about ¾”, and crumb piece around an inch
- Press as you go, helps to keep the fabric flat
- When trimming be mindful of the edges and leave more than ¼ inch with no seams on the margins to make your life easier



As with other Skill Builders you can start by searching on the internet – use string quilt tutorial or crumb quilt tutorial in the search box and you will find a wealth of ideas.



STITCH & BOBBIN

QUILTING AND SEWING SUPPLIES



**New fabrics arriving
every week!**

Open Tue-Sat 10-5, Sunday 11-4

109-1100 Sunshine Coast Hwy, Gibsons
in the Park Plaza (IGA)
www.stitchandbobbin.com



**A HUGE THANK YOU TO EVERYONE
THAT CAME OUT FOR OUR GRAND
REOPENING!!**

Please remember that ALL your
Local Shops need your support
throughout the year, not just
during a disaster.

Batting is back in stock!!

See us on Facebook & Instagram to
see all the NEW ARRIVALS!

or www.fibreexpressions.com

FIBRE WORKS STUDIO & GALLERY

**MARK your CALENDARS ...
for the 2022 season at the yurts**

All details, information and registration for workshops & calls for entry can be found on our website... we look forward to hosting you soon

EXHIBITS

April 2nd to May 8th - Staking Ground - Erin Cobham & Amber Friedman

May 14th - June 19th - Spirit of the Forest - Barbara DeMott, Pia Sillem & Randi Gurholt-Seary

June 25th - July 31st - Mix it Up! - Come to Gather - Dale MacEwan, Lois McArthur, Patti Pitts, Nancy Riemersma, Lilly Thorne & Patt Wilson.

August 6th - September 11th - this place - Madeleine Hedges, Edwina Mackinnon & Catherine Nicholls.

September 17th - October 30th - Interplay -
CALL for ENTRY

November 5th - December 18th - Coast ♥ Fibre:
Members Show & Winter Market 2022 -
CALL for ENTRY

WORKSHOPS

May 21 & 22 - the art of batik: lines & layers with Amber Friedman

June 11 & 12 - dogs, dogs, dogs... in 3D felt with Donna Goulette

July 9 & 16 - the contemplative stitch: boro with Wendy Drummond

August 20 & 21 - forage: a wild garden dyepot with Natalie Grambow

November 19 - exploring blends & colours: a spinning adventure with Vanessa Bjerreskov

Slow Sunday Series -
Last Sunday of every month April - November
Introduction to a myriad of fibre expressions

Wildflower QUILTING STUDIO



TESS STRAUSS AND
DEBBIE VELDHOEN
wildflowerqs@gmail.com
Call for an appointment:
778-689-1564



Sew Easy

Alton Toth
Jenny Margueratt

604-885-2725

Located in Trail Bay Mall
5755 Cowrie St
Sechelt BC

e: seweasy@dccnet.com
www.seweasy.ca

EuroTech Sewing Machine Repair

ALL DOMESTIC SEWING MACHINES & SERGERS
FORMER ALBEE'S SEWING CENTRE TECHNICIAN

Factory trained by

**PFAFF BERNINA ELNA
HUSQVARNA JANOME**

Wei Hin Ng

Service Technician

t: 604.568.1238

w: www.eurotechsewrepair.ca



Serving the Vancouver area since 1989



Snip & Stitch
SEWING CENTRE
NANAIMO

#1-4047 Norwell Drive
Nanaimo, B.C. V9T 1Y6
1-800-789-1730
www.snipandstitch.com

"Like" us on facebook 
Snip & Stitch Sewing Centre

Follow us on Instagram 
@KathySchroter



Yes, We are open!
Tuesday to Saturday
9:30-5:30 each day
Closed Sunday and Monday
Curbside Pickup Available as
well as Mail Orders.
Call Us! Visit our NEW Website!



S.C.Q.G. MEETING MINUTES - January 29, 2022

Sechelt Seniors Activity Centre



The meeting began at 11:00 a.m. with Kimala Thompson sitting in for Phyllis Argyle, who sent her regrets.

- Kimala thanked Marian Williamson for presenting her mini workshop of reverse appliqué.
- Tuesday, February 1 at 7:30 is the next Zoom Board Meeting, please let Karen Biddlecombe know if you would like to sit in.
- The deadline for the Newsletter is February 4.
- There was a reminder that the February 26 General Meeting will be by Zoom.

Correspondence:

- The Guild received a Christmas card from the Sunshine Coast Community Services thanking us for our donation of quilts.
- The Mountain Cabin Quilters Guild sent an email to invite us to their Canadian Rockies Quilt Show on September 24-25. Further information can be found on their website. www.mountaincabinquilters.ca

Treasurer's Report: No report.

Past President's Report:

- A card was sent to Betti McGilverly on the passing of her mother.

Membership:

61 Members in attendance. Pam Goldsmith-Jones is a new member today. The winners of the prizes purchased from the Stitch and Bobbin were Jeanette Lucas, Pam Goldsmith-Jones and Sharon Roye.

Library: No report.

Newsletter: No report.

Block of the Month:

Vicki Kay won Block of the Month. There are 2 kits left from today's B/M.

Bus Trip:

As soon as bus trips are given the go ahead, there will be a trip planned.

Program: See the report in the Newsletter.

Comfort Society: See the report in the Newsletter.

Announcements:

- Fibre Expressions is reopening today with a sale.
- Rita Hunt, President of Fat ¼'s, talked about sewing sun dresses and shorts for Third World countries. Patterns can be borrowed from the Fat ¼'s. This is an endeavour supported by the Canada Comforts Society in Victoria.



www.canadacomfortssociety.ca

- The Fat ¼'s Guild was hosting a sale of Nancy Climie's sewing room goods with proceeds going to the Hospital Foundation.

The Show and Tell was wonderful.

The meeting was adjourned at 11:40 a.m.



Show and Tell

**Zoom Board Minutes
Sunshine Coast Quilters' Guild
February 1, 2022**

Present: Phyllis Argyle, Kimala Thompson, Helene Johnston, Marian Williamson, Mona MacKinnon, Karen Biddlecombe, Jeanette Thompson, Deb Burton, Moira Sarling

The meeting started at 7:40 p.m.

It was MOVED AND SECONDED that the minutes of the Zoom Board Meeting held November 30, 2021 be approved. CARRIED.

Old Business:

- Thank you Kimala for running the Saturday General Meeting.
- It was a good idea to take a picture of our group with the batting for Fabricana.
- Thank you Karen for updating the Guild pamphlet.
- There were two members on Zoom watching the General Meeting. This will be carried out for future meetings.
- More tables are needed for displaying the Show and Tell quilts.
- A back up should probably be found for Karen B. who opens and closes the meeting room for our General Meeting.
- Block of the Month committee has sent in their job description write up and it is hoped that the rest of the committees will turn theirs in by May. The Secretary will keep an electronic copy, a copy will be kept in the President's manual and we could possibly keep copies on the Members' Website.

New Business:

Vice President:

Committees are asked to let Kimala know of any spots that need to be filled. There was a discussion about the need to find a Vice President but more importantly to find someone to stand for President next term.

Treasurer:

An amount of (after workshop costs deducted) funds are available.

CQA:

Jeanette Thompson has sat in the last two workshops offered by the CQA and found them excellent. CQA information about Zoom workshops is shared by the Secretary to the membership.

Newsletter:

February 4 is the deadline for this month and March 4 for next month.

Membership:

Grace Whitelock has withdrawn from the Committee and a replacement is not needed at this time. There was a discussion about doing future renewing of memberships online. Other Guild procedures will be investigated by Val M. and Karen B. to see what can help us set up a similar tool.

The meeting was adjourned at 9:07 p.m.



Membership



Comfort Society



Show and Tell

Sunshine Coast Quilters' Guild 2021-2022 Board Membership

<i>Position</i>	<i>Name</i>	<i>Position</i>	<i>Name</i>
President	Phyllis Argyle	Vice President	NEEDS TO BE FILLED
Past President / Sunshine	Kimala Thompson	Treasurer	Helene Johnston
Secretary	Moira Sarling / Darlene Finch back up	Web Author Facebook Admin	Val Marus Karen Biddlecombe
Block of the Month	Eileen Evans, Donna Thompson, Deb Burton	2023 Quilt Show Chairs	Karen Biddlecombe, Bernardine Somogyi
Comfort Quilts	Jean Whitehead, Lois Anderson, Linda Child, Nona Fellows, Janet Flumerfelt Pam Goldsmith-Jones, Marie Malcolm, Danielle Stephens, Jeanette Thompson	CQA Rep Archivists	Jeanette Thompson Karen Biddlecombe, Elizabeth Byrne
Membership & Merchandise	Mona MacKinnon, Trish Clooney	Publicity	Moira Sarling
Program Committee / Mini Workshops	Karen Biddlecombe, Darlene Finch, Jude Grebeldinger, Sue Lowell, Tess Strauss, Andrea Wilson	Library	Merilee Martell, Joanne Polan, Susan Kimm-Jones
Newsletter	Marian Williamson, Val Marus, Phyllis Argyle	Retreat Committee	NEEDS TO BE FILLED
Bus Trip Chair	Sharon Roye	Youth Outreach (when life opens up)	NEEDS TO BE FILLED

Ready for a challenge? Be part of making our guild work - positions open

Vice President: as VP you get to choose and buy, with guild money!, all the door prizes!, book the Resource Day dates, and support the President. You also collaborate with the executive to create a wonderful and exciting experience for all guild members.

Retreat: Social gatherings are opening up with restrictions, I wondered if a Zoom retreat would be possible? It would be an amazing opportunity to create this experience for members. Please consider taking this on with a team.

Program Committee: Did you know this committee influences the direction of the guild, inspires us and our learning outcomes? This is a great team of members who want to share ideas and make things happen. Sound like a team you want to join? They are always looking for new team members!

Youth Outreach: reach out to youth in the Sunshine Coast community.

Contact: Kimala Thompson





SHELLEY THE SEAMSTRESS

Conservation . Alterations. Repairs

Hemming . Zippers . New Work


Original & Custom Designs

Vintage & Contemporary Clothing

Looking to make your U.F.O.'s
into wearable art.

Contact me!!

SHELLEY COWAN	707 Gibsons Way
venusbones@gmail.com	Gibsons BC
604.989.2998	V0N 1V9



CQA Highlights for February

Quilt Canada 2022 'Reconnected' will be hosted in Vancouver so mark your calendars for June 15 -18, 2022. Please check the CQA website for further information. (canadianquilters.com)

CQA has posted their 2022 Webinar schedule on their website. There are two webinars scheduled each month in the spring and fall. The cost of the webinars is \$10 - \$15, and they have scheduled top notch presenters. For example:

Saturday February 19, 2022 at 6 p.m. PT - Buxton Quilt Stories with Shannon Price

Saturday March 19, 2022 at 6 p.m. PT - From Fibre to Fabric with Patti Carey

Wednesday April 13, 2022 at 10 p.m. PT - Quilt Passion with Colette Dumont

For more information : canadianquilter.com/webinars/

Happy Quilting,

Jeanette Thompson (CQA representative)



CANADIAN
Quilters

Courtepointes
CANADIENNES

SUNSHINE COAST QUILTERS' GUILD

P.O. Box 2083
Sechelt, B.C.
V0N 3A0




www.scquiltersguild.com

Quilt Canada 2022 Reconnected

Join us at Quilt Canada 2022 as we become
'Reconnected' with quilting friends from near and far!

Save the dates!
June 15 - 18, 2022

Vancouver Convention
Centre



Newsletter Advertising Rates (per issue* (PI) for Sept. - May, excluding Dec.):

Classified.....	\$10.00 *PI
Bus card size.....	\$10.00 *PI
8 issues	\$50.00
¼ Page for	\$14.00 *PI
8 issues.....	\$90.00
½ Page	\$21.00 *PI
8 issues.....	\$125.00
Full Page	\$42.00 *PI
8 issues.....	\$200.00
One time email to all members,Quilting related	\$15.00
.....Commercial	\$35.00

Please contact :
Val Marus
604-885-3550

Next Newsletter Deadline
March 4, 2022 for March newsletter

HISTORY

In 1982 a group of women on the Sunshine Coast got together to share their love of quilting. Pat Crucil, an accomplished quilter and teacher, established this first quilt group on the Coast.

Today the Sunshine Coast Quilters' Guild is the "umbrella" organization for five local community quilt groups** from Pender Harbour to Gibsons, with a membership of about 100. The guild promotes the joy of quilting on the Coast by providing enjoyment through quilt shows, classes, demonstrations and displays. We continue to meet eight days throughout our Guild year, from September to May. Our meetings consist of Mini-Workshops, Business Meetings, Comfort Society, Block of the Month, Show N' Tell, Library, and a Program.

** Satellite Group Rep Contact Information:

Please see membership list for contact emails or send message via scquiltersguild.com

Pender Harbour Piecemakers: Lee Ewing
604-883-2620

1/2 Moon Crazies: Eryl Shindel 604-989-0160

Fat Quarters: Rita Hunt 604-885-3601

Gone to Pieces: Linda Evans 604-886-3164

Cotton Club: Bev Butchart 604-886-8449

