

SUNSHINE COAST QUILTERS' GUILD

P.O. BOX 2083, Sechelt, BC V0N 3A0

www.scquiltersguild.com

SUNSHINE COAST QUILTERS' GUILD



Next Resource Day March 26, 2022

March 2022

Special Points of Interest

Next Resource Day

Sechelt Seniors Activity Centre

Saturday March 26, 2022
Set up 9:00 - 9:30

10 - 10:45: Mini workshop is
Line Dancing with Noriko

11:00 -12:00 Meeting & Show N' Tell
See what friends have been up to

12:00 - 1:00 "Art to Lean On & Beyond"
Trunk Show by Maureen Sugrue

Fat Quarter Draw: Red (from Feb.) and
Purple for March

Skill of the Month - Page 11

Next Newsletter deadline:

Friday April 1st

Executive Meeting via Zoom
7:30 p.m. Tues. March 29/22
Open to all members
Contact Karen B. for an invite

Inside this issue:

President's Message - Phyllis Argyle

February Resource Day was excellent. Although the anticipated snow did not come (yay!) we used the Zoom platform to hear from ergonomics expert Rose Parr all the way from Ontario. She coached us on how to ensure our work surfaces are at the right height for our bodies, whether we are cutting, sewing, ironing or doing handwork. I have enough aches and pains now and don't want to add to them!

The Studio Tour was wonderful; thank you Karen for creating that for us. There was such a range of work areas, storage spaces, even different ways to store rulers. Most quilters sorted fabric by colour with separate sections for batiks and specialty fabrics. While the original idea of visiting in person was exciting, Zoom allowed us to see into more studios and the owners didn't have to clean up after 100 of us tramping through! Yes, we are now at 101 members!

March Resource Day will be back at the Seniors' Centre with double draws for Fat Quarter and Block of the Month. See you there!



Phyllis

Saturday March 26th Resource Day will be at the Sechelt Seniors Activity Centre, 5604 Trail Ave., Sechelt (enter from the back door)



All Resource Days through to May 2022, will also be available via Zoom. Watch your email for the Zoom invite.

President's Message	1
PP/Sunshine Report	2
Comfort Society	4-5
Block of the Month	6
CQA/Webinars/Quilt Canada	7
Program Activities	8-11
March Resource Day	9
Minutes/Guild History	14-17



Mark your calendar for.....
Celebrating 40 years of quilting on the Coast
Resource Day - Saturday May 28, 2022
Strawberry Tea



A day to remember beginnings.....
Sign up for this celebration at March or April
Resource Days

\$5.00 gets you a special dessert, tea or coffee
(bring your own bagged lunch and a tea cup)

Bring your vintage quilt or your 1st quilt
(more time for Show n' Tell that day)

Participate in a game by bringing a rolled up metre of fabric
Door prizes

Sign up in April to volunteer for this event
Any questions, contact Rojean, Karen, Lynda, Val or Moira

Message from Past President/Sunshine Person—Kimala Thompson



Well, the quilt year is getting ready to wind down. We will be holding "elections" at our May Resource Day. As it is so difficult to find enough volunteers, it's mainly just a chance to announce the bold members who have stepped forward. So don't worry about NOT getting "elected" if you throw your name into the ring.

Still up for grabs this year is the VP. If you are willing to consider the President's position for next year, there are still 3 meetings to get your feet wet. It would be an excellent opportunity to meet the other Board members, if you don't know them already, as many have volunteered to return for the next Guild year.

Needed for 2022/23

- President
- Vice President
- Secretary -
we do have a volunteer that can fill in when needed, on occasion.
- Membership/Merchandise ONE position vacant
- Newsletter looking for a person to apprentice next year in preparation to take over in 2023/24. There is a learning curve to this position.
- Comfort Society ONE position vacant
- Retreat Committee
- Youth Outreach

I would like to thank all of those members who have so graciously agreed to volunteer for another year. It is so important that members are willing to be involved in the organizing process, as it keeps the Guild an exciting place to belong to. We have fabulous opportunities to expand our skills and to spread love and comfort throughout our communities. Thanks for everyone's efforts.

There were no sunshine cards sent this past month. Do let me know if someone needs some cheer.

Kimala Thompson

"Project Warm Hug" - January 30th, 2022 at Eric Cardinal Hall

Such a fun day was had. The focus was on putting together 2 quilt tops which would be quilted, bound, labelled, and sent to two Sunshine Coast children (separate families) who are facing adversity. Mission completed in February 2022. Quilts will be gifted to the children in early March.

Completed and ready for gifting



GETTING TO KNOW YOU

Each month your newsletter editor will interview one member to be featured in the newsletter. Do you have suggestions for people to be featured? Here's the 6th for this year: Thank you Pauline.

Pauline Weber - one of the very early members of SCQG

How long have you lived on the Sunshine Coast? If not for ever, what brought you here?

I moved to the Sunshine Coast in late 1981 to take a job as an ultrasound technician at the hospital. I was born and raised in Kamloops. When I was 13, we moved "next door" into a house my Dad built.



December 2021



When and why did you start quilting? Mentors?

A lady from my church introduced me to Pat Crucil, so by 1982 I was part of the quilting group. Our first project was a sampler quilt with each member making their own quilt. This was based on the book "The Sampler Quilt" by Diana Leone. We met in each others homes and that person demonstrated a block and then the rest of us went home and made that block for their quilt. I had mine hand quilted and finished by 1983. I have been a needleworker for a long time. I can credit my mother with teaching me to knit, crochet, tat, and embroider. I learned to sew in high school which led to sewing clothes for myself and later for my 2 boys.

1983 - Pauline with her completed sampler quilt.

What makes the Guild important to you?

I have enjoyed taking many courses through the quilt guild as it's always nice to learn things. The Guild is also where I have met so many lovely ladies.

Little known facts about Pauline:

During the Covid-19 pandemic I got back into doing counted thread cross stitch. I worked on fabrics that had been sitting for years, (some I had bought in Europe) and made tablecloths, runners, wall hangings, and Christmas ornaments.

I have been married for 37 years to Gary. We have 2 sons, David in Winnipeg, and Brian in Edmonton. When they were younger they called everything a quilt - whether it was a towel, blanket, sheet or throw. I think the word "quilt" was used a little too often in our home.



From "The Canadian Quilter"
Winter 2001

From "Quiltmaker's All-Time
Favorites" Winter 2007



A BEHIND THE SCENES LOOK AT EACH SCQG COMMITTEE

What do volunteers do to make your guild work? This month we focus on

THE COMFORT SOCIETY

The Comfort Society is a registered society and part of Sunshine Coast Quilters Guild supporting the creation and distribution of quilts in the community - all members of our guild are members of the Comfort Society. Since its inception, the Comfort Society has provided thousands of quilts to individuals and organizations on the coast and sometimes further afield. It is also responsible for organizing raffle quilts in conjunction with SCQG Quilt Shows.

THE COMFORT SOCIETY COMMITTEE: (aka the CS Gang)

JOB DESCRIPTIONS:

President – arranges CS meetings, writes report for Newsletter, attends Guild Executive Meetings.

Secretary – takes minutes of meetings, liaises with President and Treasurer.

Treasurer – writes cheques, maintains bank account, purchases items approved by committee.

All members of the committee participate in the committee functioning.



Each job is overseen by one individual with assistance from other committee members.

Fabric Manager: Collects fabrics donated, organizes into bins by size and colour. Brings and returns fabrics from locker to Resource Day. Organizes committee to make quilt kits.

Batting Manager: Manages batting. Brings and returns batting to Resource Day. Cuts batting for donated quilts made by members. Advises Treasurer when batting supply is low.

Registrar: Registers all quilts donated with number (yr, mo, number), name of quilter and a short description of the top on registration slip and in computer on master list. (Quilt collection is from July 1 to June 30 each year.) Registers all distributed quilts by date and place donated on master list.

Baby Quilt Manager: Collects baby quilts, stores in locker, maintains contact with Maternity Dept. at Sechelt Hospital. Provides baby quilts to Maternity as needed. Provides Registration slips to Registrar person for quilts distributed to the hospital for documentation on master list in computer.

Quilt Distribution Manager: Organizes quilts distributed to eligible organizations/individuals in the community. Provides registration slips with date and place distributed to Registrar person for entry in master list.

Raffle Quilt: CS Committee members are responsible for organizing Raffle Quilts for SCQG Quilt Shows.

Raffle Quilts require:

- individual to organize Gaming Licence
- individual to be responsible for Ticket Sales
- individual to oversee making of quilt

March 2022



COMFORT SOCIETY

Hello Quilters.

Well Spring is almost here and the Covid situation SEEMS to be abating (hopefully). We are looking forward to regular Resource Day meetings in person.

The CS gang have been able to collect lots of fabric from the incredible stash of the wonderful Nancy Climie and we are meeting to make up quilt kits for all of you to help out with.

An amazing 37 quilts have been sent to the flood victims. This has been the hard work of Noriko and friends with SCQG labels sewn on. Thank you so much Noriko for all your efforts and taking this project on. You are amazing.

Some of you may remember, I mentioned at the last Resource Day, the plan for supportive housing for women in Sechelt. Updated info is:

- This is at least 2 years away (I was told it will be 18 months once a shovel is in the ground).
- There will be 34 units including bachelors, 1, 2 & 3 bedrooms units.
- Units will be for single mothers and children, senior women and females aging out of care.

This sounds amazing. I do not have any info about bed sizes but we should plan on twins and larger. We have a contact person now so I will keep you updated.

Happy Quilting

Jean Whitehead and the CS gang.



A sample of a few of the quilts for flood victims.

Well done Noriko and friends!!!

BLOCK OF THE MONTH

“Depression Block”



For assistance call: Eileen Evans 604-885-3565, Donna Thompson 604-740-0020 or Deb Burton 604-885-1980

The block measures 12 ½” square unfinished (12” square finished).

The block is to be submitted at the March resource day.

This block will be made with fabrics from your stash.

The light areas are to be off-white, tone-on-tone fabrics. The dark areas are colors of your choice.

Instructions:

1. Cut 8 - 4” squares of off-white fabric.
2. Cut 8 - 4” squares of dark fabric.
3. To make half square triangles (HST):
 - a. On the back side of the off-white fabric, draw a diagonal line from corner to opposite corner.
 - b. Place the right side of an off-white square to the right side of a dark square.
 - c. Sew ¼” on both sides of the line – see photo
 - d. Press to set stitches.
 - e. Cut along the drawn line to make to 2 HST.
 - f. Press seam allowance towards dark fabric.
 - g. Trim to 3 ½” square.
4. Lay out blocks according to diagram to place light and dark fabric.
5. Sew blocks into rows, pressing seams to one side and all in the same direction.

Alternate direction of seam allowances on rows (the seams will nest when sewing the rows together).

6. Sew rows together pressing all row seams in one direction.

Note: Do not trim unfinished block.





SHELLEY THE SEAMSTRESS

Conservation . Alterations . Repairs

Hemming . Zippers . New Work

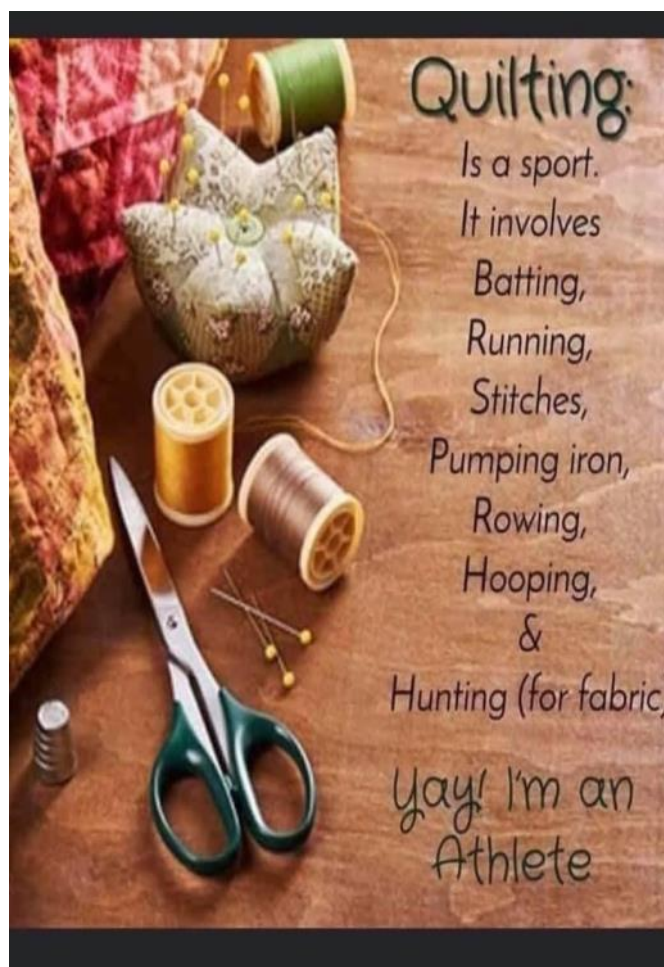
Original & Custom Designs

Vintage & Contemporary Clothing

Looking to make your U.F.O.'s
into wearable art.

Contact me!!!!!!!!!!!!!!!!!!!!!!!!!!!!!!!!!!!!

SHELLEY COWAN	707 Gibsons Way
venusbones@gmail.com	Gibsons BC
604.989.2998	V0N 1V9



CQA Highlights for March

It is now just over 3 months until we will can enjoy visiting Quilt Canada 2022 'Reconnected' in Vancouver BC. Mark your calendars for June 15-18, 2022. Please check out the CQA website for further information (canadianquilters.com).

This month:

- The deadline to get the early bird rate for Quilt Canada workshops is March 15.
- CQA will post information for Volunteer opportunities at Quilt Canada on March 15. The volunteer Application Form will be available on April 1.

Tickets are now available for the monthly webinar scheduled for March 19th. Patty Carey will be doing a presentation entitled 'From Fiber to Fabric'.



CANADIAN
Quilters

Courtepointes
CANADIENNES

For more information : canadianquilter.com/webinars/

Happy Quilting,

Jeanette Thompson (CQA representative)

2022 PROGRAM ACTIVITIES

PROGRAM COMMITTEE: Jude Grebeldinger, Darlene Finch, Sue Lowell, Tess Strauss, Andrea Wilson, and the Chair: Karen Biddlecombe.

PROGRAM RECAP FROM FEBRUARY 2022:

Ongoing Project: "SKILL OF THE MONTH": This is a skill building challenge and will run for the 2021-2022 Guild year. Please bring in your blocks each month and show your completed block at the Program table. There will be a chance to win a prize at the May 2022 Resource Day. Each block/challenge you complete gets you another chance to enter the Grand Prize Draw! (do 8 blocks, get 8 chances to win). It is not too late to start this challenge and possibly catch up on the blocks from September to February.

SEPTEMBER : Quarter Inch Seams (see past newsletters from Sept. to Feb.)

OCTOBER : Curved Piecing

NOVEMBER: Partial Seams

JANUARY : Flying Geese

FEBRUARY : String and Crumb Blocks

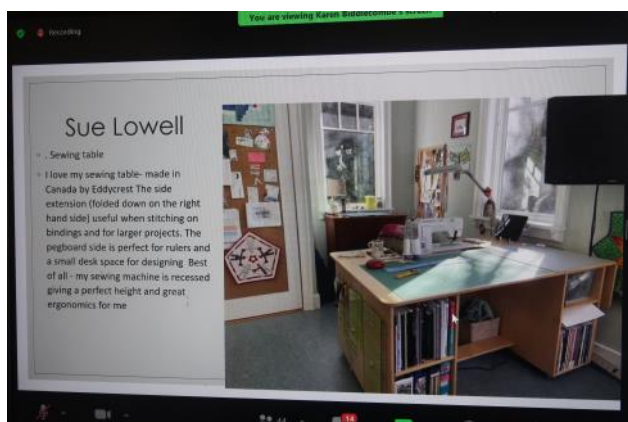

MARCH: Paper Piecing (see page 11)

FAT QUARTER DRAW: Red : Carried forward to March (we will have 2 colours in March).

MINI WORKSHOP: None as Resource Day was on Zoom.

PROGRAM: Presentation on Zoom by Rose Parr -"Sew Smart - The Ergonomics of Healthy Quilting". Many great takeaways were shared during this presentation.

STUDIO TOUR: Sure hope you enjoyed the power point presentation of some of our member's studios. The Program Committee would like to thank all participants who shared with us where they create their masterpieces! As a follow up the presentation was sent in 2 sections to all Guild members. Take your time to go over it again. Many tips were given by the members on studio set up.



MARCH 2022 PROGRAM

Resource Day : Saturday March 26, 2022



FAT QUARTER DRAW: We are going to have 2 draws. RED as it was held over from February and PURPLE for March. Bring your Fat Quarters to the meeting and have a chance to win a bunch!

10:00 - 10:45 MINI WORKSHOP: Oh my goodness, are we going to have something different this month! Our very own Noriko will be leading us in LINE DANCING. So something new, something different and something super cool!

*Note there will be no \$5.00 fee to attend.

SKILL OF THE MONTH: 6th block information released – see further details on Page11. Bring in your completed blocks to register at the Program table and enter to win a Grand Prize in May 2022.

12:00 - 1:00 PROGRAM:

“Art to Lean on & Beyond” : Trunk Show by Maureen Sugrue



WORKSHOP

Sunday March 27, 2022

“Creating Texture with Free Motion”

By Nell Burns

Eric Cardinal Hall

9:30 to 3:30 (doors open for set up at 9:00 a.m.)

\$50.00

At time of newsletter publishing, one space is still available. Contact Darlene Finch.

ALL WORKSHOPS are a maximum of 10 attendees to ensure there is spacing at Eric Cardinal Hall, 930 Chamberlin Road, Gibsons. As Provincial Health rules change, we will determine if it is safe to have more participants attend.

IMPORTANT ANNOUNCEMENT: INVITATION TO PARTICIPATE IN 2022 - 2023 MINI WORKSHOPS

The Program Committee is now planning for the 2022 - 2023 year. We are looking for guild members to lead/coach/mentor skills via mini workshops.

These 45 minute workshops assist in spreading knowledge to others. It could be how a specialty ruler is used, a quilting or piecing method, quilt show focussed etc.

Contact any member of the Program Committee. We would love to hear from you. Oh, did I mention, the facilitator receives a stipend for the workshop.

STASH BUSTER DAY : Sunday February 27, 2022

Such a fun day was had by all. It was a Stash Buster Day which meant participants enjoyed sewing what they brought with like minded individuals. Many thanks for the participants as we had to change locations due to a Hydro all day outage at Eric Cardinal Hall – but we were re-slotted over to Frank West Hall with all parties being notified and able to make this change. Great service from the SCRD I have to say.


Newsletter Editor's Challenge: I was so into what I was doing, I forgot to take pictures! So below are six pictures of some of what was accomplished that day. My challenge to you is whose work is it??? How well do you know your fellow quilter's style? Like Wordle, no cheating. Just give your honest guess. Email me (Marian Williamson) with your answers before March 26 Resource Day. The correct answers will be revealed at March Resource Day. The six participants were: Karen B., Wendy E. (yes the newest member of the guild), Darlene F., Jude G., Pamela G.-J. (yes, another very new member), and Marian W.



#1



#2



#3

#Who made this???????????



4



#5



#6

Sunshine Coast Quilters' Guild

Monthly Skill Builder Challenge

8 monthly skills – in 12 ½ inch blocks

Month 6: Paper Piecing



Have you tried this yet?? It is a technique that uses a design drawn onto a foundation of paper or newsprint, and then fabric is sewed onto the paper – almost like paint by numbers for quilting. When you are finished – tear out the paper and you are done. This technique is used to achieve precision piecing (well most of the time). There is also another way of accomplishing this using freezer paper – without all that paper ripping! Be aware – this is not to be confused with English Paper Piecing – an entirely different kettle of fish.

For this month you are challenged to make a 12 ½ inch unfinished block using foundation paper piecing techniques. The technique is up to you – perhaps try more than one for your block, or make two blocks. The block will measure 12 ½ inch square, and when sewn into a quilt will measure 12 inches. Magic.

Some of these projects can be very intricate – think Quiltwork© or BeColourful©, or more basic designs that will benefit from high precision. It really is a good way to achieve long crisp points and to manage small pieces. Many of us were first introduced to this technique from a prolific designer – Carol Doak©. If you search the internet (or perhaps your library) you will find references and instructions she has written.

A very abbreviated description: a mirror image of the design is drawn on paper, the sewing sequence is indicated and sometimes a pattern is divided into sections that you need to assemble to complete the design. By careful cutting and placing of the fabric pieces, and following the sewing lines on the paper you will end up with a high degree of precision. With freezer paper you do not sew through the paper – you use the folded edge of that paper to stitch against. Freezer paper has a thin coating of plastic (not wax) which, when heated, will adhere temporarily to the fabric. Freezer paper patterns can be reused multiple times. (8 times for me so far). Pro Tip: Protect your iron and surface with parchment paper.

You will find numerous instructions online. On first glance they look like mental gymnastics; persevere and you will love your results.



Some good resources – search for:

- Paper piecing the easy Carol Doak way
- Paper piecing made simple – Angela Walters
- Freezer paper foundation paper piecing tutorial by Bethanne Nemesh
- bbquiltmaker.blogspot.com/2020/06/freezer-paper-foundation-piecing.html
An excellent tutorial by Barbara Black on freezer paper technique

A few useful tips....

- The add-a-quarter ruler is a GREAT tool, the plus version provides for precision trimming and improved security and safety for your fingers whilst trimming
- For a folding tool use a postcard or a piece of flexible cutting board (from any Dollar Store)
- Repositionable glue stick by Scotch is the latest and greatest tool for paper piecing. It leaves no residue! Available from Staples (on-line only) or Amazon
- A light table is handy to make fabric placement easier but is not a necessity

STITCH & BOBBIN

QUILTING AND SEWING SUPPLIES

BERNINA
CLEARANCE SALE



UP TO
40% OFF

**Upcoming Classes are
listed on our website**



Open Tue-Sat 10-5, Sunday 11-4

**109-1100 Sunshine Coast Hwy, Gibsons
in the Park Plaza (IGA)
www.stitchandbobbins.com**

FIBRE WORKS STUDIO & GALLERY

WORKSHOPS 2022

April 24 - Slow Sunday Series: introduction to rug hooking with Lory Reynolds & Janet Perry

May 21 & 22 - the art of batik: lines & layers with Amber Friedman

June 11 & 12 - dogs, dogs, dogs... in 3D felt with Donna Goulette

July 9 & 16 - the contemplative stitch: boro with Wendy Drummond

August 20 & 21 - forage: a wild garden dyepot with Natalie Grambow

November 19 - exploring blends & colours: a spinning adventure with Vanessa Bjerreskov

604.883.2380 | fibreworksgallery.com
12887-12889 Sunshine Coast Highway
Madeira Park (look for the yurts)

Fibre Expressions
Quilt Shop

FEATURE PRODUCT OF THE MONTH

Marble Essence Layer Cakes

15% off until March 31st

~~\$49.99~~ **\$42.49**



Here is what we made with ours!

Free Pattern with purchase of Layer Cake!

www.fibreexpressions.com

Follow us on Facebook & Instagram to see What's New!

NEW STORE HOURS Tues. – Sat. 10am-4:30 pm

We open for the 2022 season on April 2nd

Hours ~ Wednesday - Sunday 11am to 4pm

All spaces will be open and there is no need for an appointment - All COVID protocols in place -

STAKING GROUND

ERIN COBHAM & AMBER FRIEDMAN



April 2nd to May 8th 2022

OPENING RECEPTION
April 2nd 2 pm - 4pm

VIRTUAL ARTIST TALK - FB Live
Saturday April 9th 12pm - 1pm



Wildflower QUILTING STUDIO



TESS STRAUSS AND
DEBBIE VELDHOEN
wildflowerqs@gmail.com

Call for an appointment:
778-689-1564



Sew Easy

Alton Toth
Jenny Margueratt

604-885-2725

Located in Trail Bay Mall
5755 Cowrie St
Sechelt BC

e: seweasy@dccnet.com
www.seweasy.ca

EuroTech *Sewing Machine Repair*

ALL DOMESTIC SEWING MACHINES & SERGERS
FORMER ALBEE'S SEWING CENTRE TECHNICIAN

Factory trained by

**PFAFF BERNINA ELNA
HUSQVARNA JANOME**

Wei Hin Ng

Service Technician

t: 604.568.1238

w: www.eurotechsewrepair.ca



Serving the Vancouver area since 1989

Snip & Stitch
SEWING CENTRE
NANAÏMO

#1-4047 Norwell Drive
Nanaimo, B.C. V9T 1Y6
1-800-789-1730
www.snipandstitch.com

"Like" us on facebook
Snip & Stitch Sewing Centre

Follow us on Instagram
@KathySchroter

Yes, We are open!
Tuesday to Saturday
9:30-5:30 each day
Closed Sunday and Monday
Curbside Pickup Available as
well as Mail Orders.
Call Us! Visit our NEW Website!



S.C.Q.G. MEETING MINUTES - February 26, 2022 via Zoom

Meeting: 10 a.m.

President:

Welcomed everyone and passed on Kimala Thompson's report in her absence. As stated in our February Newsletter there are still positions that need to be filled. Our volunteers are what makes our Guild so successful. Please consider sharing a position if that makes it easier.

Secretary:

We have received correspondence from the Mount Revelstoke Quilter's Guild. They are holding a Hillcrest Revelstoke Retreat, September 22-25. Anyone wishing to receive the poster can email Moira.

Treasurer: No report

Membership:

We have two new members, Jacinthe Hoppe and Wendy Egilson. We now have 101 members. The prizes are from Snip & Stitch in Nanaimo and can be picked up at Fibre Expressions. The winners are Sharon Halford, Kimala Thompson and Jude Grebeldinger.

Program: See Newsletter

Block of the Month:

This month's BoM was sent out by email to Guild members. There is no cost and you are to use your own fabrics. There will be two draws at our March meeting, the heart one from January and the Depression Block from February.

Comfort Society: See Newsletter

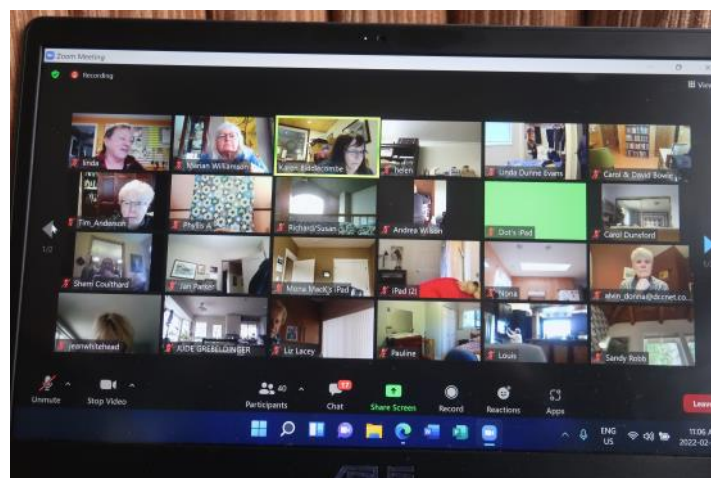
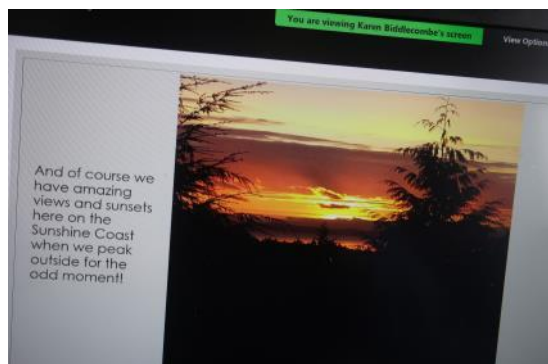
Library: The Library Committee did an inventory and will report their findings in April.

Newsletter: Due March 4

CQA: See Newsletter

Program:

Slide show of members' Quilt Studios followed by our speaker, Rose Parr on "Sew Smart – The Ergonomics of Healthy Quilting".



Zoom Board Minutes Sunshine Coast Quilters' Guild March 1, 2022

Present: Karen Biddlecombe, Phyllis Argyle, Marian Williamson, Mona MacKinnon, Jeanette Thompson, Kimala Thompson, Helene Johnston, Moira Sarliing

Meeting was called to order at 7:37 p.m.
There was a Motion to accept the Board Minutes of February 1, Moved and Seconded. CARRIED

Old Business:

- There was a discussion about the write ups of Committee procedures. Membership is redoing theirs to reflect the new membership renewal being done on line. There will probably be additional web charges with the addition of more online documents.
- Staff at the Sechelt Seniors Centre will be able to open up the meeting space if Karen Biddlecombe is unavailable. There is an ongoing discussion about hanging hardware in the auditorium to display quilts.
- There will be more information at our March meeting about the set up for our May celebration.

New Business:

- It was thought we might be eligible for a grant for our Quilt Show but further investigation into the Sunshine Coast Foundation revealed we don't qualify. The Credit Union might have grants available that would pay for the hardware required to hang quilts at the Seniors Centre. This will be pursued.
- Publicity will try to again have our quilt meetings listed in the media.

Treasurer:

Treasurer's report was given. It was decided to move the deferred funds for bus trips and retreats back into the general account. We will be making a donation to the CQA as we have done in the past.

Secretary:

Darlene Finch will be sitting in for Moira at the March General Meeting.

Past President:

It is a very frustrating process trying to get volunteers for the very important positions that are empty and those that will become empty in the future. Kimala is approaching individuals to fill these upcoming positions.

Program:

- Karen Biddlecombe's Studio Tours received a very positive response.
- It was decided that a Zoom meeting would be planned for next February enabling us to have a speaker from further away.

CQA:

Volunteer info for the upcoming Quilt Show in Vancouver will be coming out March 15 and volunteers must apply by April 1.

Quilt Show:

There was a discussion about a location for our Quilt Show in 2023. It was decided it would be a two day show with one day to set up. The Girl Guides and Air Cadets are available to help with set up and take down. At this time, Bernadine Somogyi and Karen Biddlecombe are working on the details and will be looking to form a Quilt Show Committee. Depending on availability of the venue, the Quilt Show will be in May or June.

Meeting ended at 9:00 p.m.



Sunshine Coast Quilters' Guild 2021-2022 Board Membership

<i>Position</i>	<i>Name</i>	<i>Position</i>	<i>Name</i>
President	Phyllis Argyle	Vice President	NEEDS TO BE FILLED
Past President / Sunshine	Kimala Thompson	Treasurer	Helene Johnston
Secretary	Moira Sarling / Darlene Finch back up	Web Author Facebook Admin	Val Marus Karen Biddlecombe
Block of the Month	Eileen Evans, Donna Thompson, Deb Burton	2023 Quilt Show Chairs	Karen Biddlecombe, Bernardine Somogyi
Comfort Quilts	Jean Whitehead, Lois Anderson, Linda Child, Nona Fellows, Janet Flumerfelt, Pam Goldsmith-Jones, Marie Malcolm, Danielle Stephens, Jeanette Thompson	CQA Rep	Jeanette Thompson
Membership & Merchandise	Mona MacKinnon, Trish Clooney	Archivists	Karen Biddlecombe, Elizabeth Byrne
Program Committee / Mini Workshops	Karen Biddlecombe, Darlene Finch, Jude Grebeldinger, Sue Lowell, Tess Strauss, Andrea Wilson	Publicity	Moira Sarling
Newsletter	Marian Williamson, Val Marus, Phyllis Argyle	Library	Merilee Martell, Joanne Polan, Susan Kimm-Jones, Wendy Egilson
Bus Trip Chair	Sharon Roye	Retreat Committee	NEEDS TO BE FILLED
		Youth Outreach (when life opens up)	NEEDS TO BE FILLED

Ready for a challenge? Be part of making our guild work - positions open

Vice President: as VP you get to choose and buy, with guild money!, all the door prizes!, book the Resource Day dates, and support the President. You also collaborate with the executive to create a wonderful and exciting experience for all guild members.

Retreat: Social gatherings are opening up with restrictions, I wondered if a Zoom retreat would be possible? It would be an amazing opportunity to create this experience for members. Please consider taking this on with a team.

Program Committee: Did you know this committee influences the direction of the guild, inspires us and our learning outcomes? This is a great team of members who want to share ideas and make things happen. Sound like a team you want to join? They are always looking for new team members!

Youth Outreach: reach out to youth in the Sunshine Coast community.

More volunteer positions will be needed for September. See Page 2.

Contact: Kimala Thompson



SUNSHINE COAST QUILTERS' GUILD

P.O. Box 2083
Sechelt, B.C.
V0N 3A0




www.scquiltersguild.com

Quilt Canada 2022 Reconnected

Join us at Quilt Canada 2022 as we become
'Reconnected' with quilting friends from near and far!

Save the dates!
June 15 - 18, 2022

*Vancouver Convention
Centre*



Newsletter Advertising Rates (per issue (PI) for Sept. - May, excluding Dec.):

Classified.....	\$10.00 *PI
Bus card size.....	\$10.00 *PI
8 issues	\$50.00
¼ Page for	\$14.00 *PI
8 issues.....	\$90.00
½ Page	\$21.00 *PI
8 issues.....	\$125.00
Full Page	\$42.00 *PI
8 issues.....	\$200.00
One time email to all members,	
.....Quilting related	\$15.00
.....Commercial	\$35.00

Please contact :
Val Marus
604-885-3550

Next Newsletter Deadline
April 1, 2022 for April newsletter

HISTORY

In 1982 a group of women on the Sunshine Coast got together to share their love of quilting. Pat Crucil, an accomplished quilter and teacher, established this first quilt group on the Coast.

Today the Sunshine Coast Quilters' Guild is the "umbrella" organization for five local community quilt groups** from Pender Harbour to Gibsons, with a membership of about 100. The guild promotes the joy of quilting on the Coast by providing enjoyment through quilt shows, classes, demonstrations and displays. We continue to meet eight days throughout our Guild year, from September to May. Our meetings consist of Mini-Workshops, Business Meetings, Comfort Society, Block of the Month, Show N' Tell, Library, and a Program.

** Satellite Group Rep Contact Information:

Please see membership list for contact emails or send message via scquiltersguild.com

Pender Harbour Piecemakers: Lee Ewing
604-883-2620

1/2 Moon Crazies: Eryl Shindel 604-989-0160

Fat Quarters: Rita Hunt 604-885-3601

Gone to Pieces: Linda Evans 604-886-3164

Cotton Club: Bev Butchart 604-886-8449

