

SUNSHINE COAST QUILTERS' GUILD



Next Resource Day November 25, 2023

November 2023

Special Points of Interest

Next Resource Day

Sechelt Activity Centre

November 25, 2023

Set Up 9:00 - 9:30

FQ draw
2 1/2" strip Draw
Christmas theme

10:00 - 10:45 "mini workshop"
Quilt Bee Information and demo

Meeting starts at 11:00
Followed by Show n'Tell

12:05-1:00 Maureen Wood
My Quilting Journey trunk show.
Details page 7

Next Newsletter deadline:

Friday January 5, 2024

Executive Meeting via Zoom

4:30 pm . Nov 28, 2023
Open to all members
Contact Karen B. for an invite

Inside this issue

President's Message	1
Program	5-8
Comfort Society	9-13
BOM	NA
Guild Minutes	16-17

President's Message : Andrea Wilson

As we gather together in November and share the warmth of warmer quilts and delicious food and ideas for yet another spectacular project, I realize the gratitude I have for my fellow quilters, their kindness, their efforts, their fortitude to get things done, their resourcefulness, their creativity, their generosity, their friendship and let's not forget the best huggers around.

Our next resource day is November the 25th with an amazing trunk show by Maureen Wood. Can't wait to see what she has to offer, I always learn something new.

We have two events coming up in November:

November the 14th Christmas holiday projects - Self Paced.

November the 26th Laura Heine Appliqué – with Maureen Wood.

Check out the Newsletter. It has the where and when and cost involved.

Remember on the 11th day of the 11th month for each year are dedicated to a minute of silence for those who died in war.


I am a simple poppy.

A reminder to you all,

That courage, faith and honour will stand where heroes fall.

Sending you warmth,

Andrea Wilson



***Saturday Nov 25, 2023 Resource Day ***

9:30 a.m. At the Sechelt Activity Centre (enter back door)
5604 Trail Avenue, Sechelt

Meeting and show and tell 11:00-12:00

Program 12:05 - 1:00 with Maureen Wood

**Snacks/Coffee/Tea to be provided by:
Gone to Pieces**

Bring your own mug, and donation too. When the Satellite group is hosting, all members of the group are welcome to stay (no charge) and participate.



Vice President: Jan Parker

PLEASE NOTE:

COFFEE SCHEDULE FOR ALL UPCOMING MEETINGS

November - Gone to Pieces

January - Cotton Club

Feb - BYOS for Zoom

March - The Half Moon Crazyies

April - Fat Quarters

May - the Executive

Past President Report –Sue Lowell

Did you hear the news? We now have a retreat committee. Yippee! Many thanks to Lynda White, Jennie Starr and Darlene Finch for stepping forward. If you have any leads for a good spot for a retreat please pass forward the information to them.. They are tentatively hoping to have a spring retreat organized.

Our comfort society will be looking for two additional volunteers for next year - one to fill the Committee Chair position, and one to take on the role of Fabric management. If you are interested in either of these positions please seek out Lois Anderson or Linda Child.

In Memoriam Helen Christian, a former guild member and member of the Pender Harbour Piecemakers passed away on October 28. Helen will be fondly remembered by all her quilting family - although small in stature her impact on all that knew her was very large indeed. Her family passed on the following note - "Thank you all for providing mom with such happy times. She loved you and her quilting escapades and projects so much. I think she has made one or several quilts for each of us, including Dave and Annie's two new granddaughters that were born in the last eight months"

Membership

It's membership renewal time @ \$50. To avoid the long lineup on resource day please consider paying via etransfer.

Your membership and all it's benefits are valid until the end of November. Please be sure to renew by then.

treasurerscqq@gmail.com

Put "membership" in the message. We will still take the \$50 payment by cash or cheque in person if you are unable to do an e-transfer.

Please email Janey Marshall jmarshall@edworks.ca to let her know you have done an e-transfer, and if there are any changes to your mailing and/or email address. If we make these changes ahead of Resource Day we can reduce the line-up time at the membership table.

Sunshine Coast Quilters' Guild 2022-2023 Board Membership

<i>Position</i>	<i>Name</i>	<i>Position</i>	<i>Name</i>
President	Andrea Wilson	Vice President	Jan Parker
Past President / Sunshine	Sue Lowell	Treasurer	Marie Malcolm/Lee Ewing
Secretary	Christine Lawson / Darlene Finch back up	Web Author Social Media Admin	Myrla Bulman Karen Biddlecombe
Block of the Month	Deb Burton , Jean Whitehead	2025 Quilt Show Chair	Bernardine Somogyi
Comfort Quilts	Lois Anderson , Linda Child, Nona Fellows, Janet Flumerfelt, Vicki Kay, Marie Malcolm, Jan Pinkerton, Bernardine Somogyi, Donna Thompson, Jeanette Thompson	CQA Rep	Jeanette Thompson
		Archivists	Karen Biddlecombe, Elizabeth Byrne
Membership & Merchandise	Janey Marshall , Debbie Veldhoen, Val Marus	Publicity	Moira Sarling
		Fund Raising	NEEDS TO BE FILLED
Program Committee / Mini Workshops	Karen Biddlecombe , Darlene Finch, Jude Grebeldinger, Nancy McMurdo, Tess Strauss, Lori Lemay	Library	Susan Kimm-Jones, Wendy Egilson , Pam Fouts NEED ONE MORE
Newsletter	Margaret Stewart Val Marus, Phyllis Argyle	Retreat Committee	Darlene Finch, Jennie Starr, Lynda White
Bus Trip Chair	Sharon Roye	Youth Outreach	NEEDS TO BE FILLED

Annual General Meeting – November 25, 2023

On resource day we will approve minutes, financial statements, and the budget.

See you all soon,

Warm Quilting.

Andrea

Costume Parade



MEMBER OF THE MONTH-Jan Parker

Each month your newsletter editor features one member. Do you have suggestions for people to be featured?

This month it is my pleasure to feature another new member and our new Vice President, Jan Parker.

She answered these questions:

How long have you lived on the Sunshine Coast? If not forever, what brought you here?

My husband Ken and I happily retired on the coast in 2015 after living 20 years on Bowen Island.

When and why did you start quilting?

I've always been interested in crafty things. I went to a women's quilting bee in 1977 in Oklahoma and those women were adamant about getting 8 - 10 stitches on your needle when hand quilting! They were thrilled to have a young woman take interest in what they were doing.

However it wasn't until 1984 that I made my first quilt. The quilt was called Grandmother's Pride, and I started it during my first year of recovery from addiction. 39 years later quilting has helped keep me sober, productive, and creative.

Mentors

George Leonard wrote a book titled *Mastery* and it influenced me in all parts of my life.

I've never taken a quilting lesson or been to a workshop or retreat. I like to listen to audiobooks when I sew and am far from being a perfectionist. I'm dyslexic and spend as much time ripping seams apart as sewing them together. I happily identify as a scrappy happy enthusiast who cuts fabric up and sews it all back together again.

I give most of my quilts away as "random acts of fabric", I also like to make memory quilts in honor of friends and family who have died. Sitting at the sewing machine creating is but one way I grieve.

What makes the guild important to you?

I am an introverted homebody, so the guild is challenging me to get involved in our community and perhaps meet a friend or two.

Little known facts?

I was fortunate enough to teach martial arts all over North America and parts of Europe for 30 years.




Faith McLeod Trunk Show



Intro to Quilting workshop at Gibsons Library Oct 7th

Outreach by Karen and Darlene from the Program Committee

(Photos shared with written permission of participants)




Hello Karen and Darlene,

Thanks so much again for the highly enjoyable and educational workshop today! Everyone left remarking how it was wonderful, and you were excellent teachers. Personally, I'm emboldened to go play with our old Singer. And thank you for donating not only your time and expertise but all the materials! Much appreciated. I'll keep the extra kits aside for those who signed up for but had to miss today. And I'll send them all to the SC Quilter's Guild website!

Here are the pictures I took of us, working and with our finished products, as well as the Photo Release Form everyone signed. Please send me any good pics you got. And do keep in touch about next year!

Happy Thanksgiving,
Lise

Hands Across the Water



PROGRAM REPORT

Program Committee: Chair: Karen Biddlecombe. Members: Jude Grebeldinger, Darlene Finch, Nancy McMurdo, Tess Strauss, Lori Lemay

RECAP OF ACTIVITIES – Oct 2023:

2 ½” strip: FALL themed. Winners: Jude G. & Phyllis A.

MINI WORKSHOP: 10:00 – 10:45: Quilt Bee information and handouts were given out. We will be holding informational sessions over the next few meetings to capture as many members as we can so that participation is high for our 2024 Quilt Bee (to be held April 6-7) Comfort Society will be leading this meeting. No charge.

UFO: 1st draw was #7 = #7 is due at the November meeting. (was going to be for October meeting, but has been carried forward to November)

RESOURCE DAY PROGRAM GUEST SPEAKER:

Faith McLeod, Trunk Show: “Follow me down the rotary road.” I can’t say enough about how excited your program committee is that we had Faith at our meeting. Her completed works amazed and excited us.

Nov 2023 Program

FAT QUARTER OR 2 ½” STRIP DRAW:

NOVEMBER: 2 ½” strip (WOF) in Christmas Theme

MINI WORKSHOP: 10:00 – 10:45: Quilt Bee information and Demo – 2ND session. We will be holding these informational sessions over the next few meetings to capture as many members as we can so that participation is high for our 2024 Quilt Bee. Comfort Society will be leading this meeting. No charge.

CHALLENGES: Program has developed 2 challenges for you this year.

POETIC QUILTING: information was outlined at the September meeting for you to sign up at the October meeting. Reveal will be May 2024 meeting.

Detailed information and explanation is on the website and was in last month’s newsletter. WE NEEDED 12 PARTICIPANTS TO MAKE THIS CHALLENGE A GO AND THIS HAS OCCURRED SO THIS FUN CHALLENGE IS ON – call Nancy McMurdo to ask any questions you may have once you have received your envelope. Note that you can ‘call a friend’ if you need as you work through the steps to make your block. *Note that we are charging \$5 to participate – more on why this is in place later.

UFO: rules and registration along with collecting \$5 to participate will be outlined for you to sign up. There is a maximum of 7 UFO’s that you can register. IF you missed the September meeting the form is on the website that you can download and print off. Fill it in and send a picture over to program@scquiltersguild.com so you can be registered. Reveal will be MAY (was originally set for April so this is a change) 2024 meeting. This is a great opportunity for those of you with UFO’s to make a dint in them.

1ST LINE ITEM TO BE WORKED ON IS NUMBER 7 (if you don’t have 7 UFO’s registered then you wait till the line item you have registered is pulled to bring it in to be recorded.

You must bring in your completed #7 that you have registered to be entered into the ‘draw’ for the NOVEMBER (was originally October meeting). IF you can’t make it to a meeting, send a picture over to program@scquiltersguild.com so that it can be entered.

UPDATE:

THE NEXT LINE ITEMS TO BE WORKED ON IS **NUMBER 3 AND NUMBER 5** = these will be worked on over November and December and are required to be brought to the JANUARY, 2024 meeting.

PROGRAM: 11:00 – 12:00 we will have our business meeting and then followed by Show n Tell.

RESOURCE DAY PROGRAM GUEST SPEAKER (12:05):

Let me introduce: **Maureen Wood,** Trunk Show “My Quilting Journey”: We are so pleased to welcome Maureen Wood to our Guild as the guest speaker for November, 2023. Maureen is a Certified Instructor for Jacqueline DeJong, Judy Niemeyer AND Laura Heine patterns. You won’t want to miss this presentation.

WORKSHOPS 2023 – 2024

We will have some workshops at Frank West Hall (FWH) 1224 Chaster Road, Gibsons and others at Eric Cardinal Hall, 930 Chamberlain Road, Gibsons. Doors opened: 9:00am with classes starting at 9:30am to 3:30pm. All in-person workshops will be limited to 10 unless machines are not required.

We have finalized the workshops scheduled for the 2023-2024 year. The Program committee hopes that all participants enjoy their time taking workshops. These workshops are outlined on the 'Events' page so you can keep up to date with what is available.

Here is the 2023-2024 workshop at a glance:

November 14th @ ECH: Holiday Projects – self paced: \$15

November 26th @ ECH: Laurie Heine Applique – Maureen Woods: \$60 + pattern \$35 (includes required pattern ease) **IF** you bring your own pattern you will be listening to Maureen explain in detail the one she recommends and then be able to put those instructions onto your project.

January 6, 2024: Julie Faulkner – coming back to assist us in finishing our Quiltworx projects. Location: ECH; Cost \$55.00

January 28th (into evening) & *Jan 29th, 2024* @ ECH: MINI RETREAT: A Woolies Retreat – Uschi Grenier: \$30 includes pizza dinner on Sunday (+pot luck to be arranged) Kit may be possible otherwise it will be do your own thing. **NOTE THAT PAYMENT IS DUE FOR THIS EVENT NOW.**

February 25th & *March 3, 2024* via zoom Two (2) ½ day events: Ralph Jarvis – Stuck on Collage: Art piece Snowy Aurora. (kit fee \$30.00, complete with fabric)

Via zoom: \$30.00 in the comfort of your home (2 – ½ day sessions)

Via zoom at ECH or FWH: \$45.00 in person with others (note in-person hours are 9:00 setup, 9:30 start till 4:00pm each day)

March 12th, 2024 – Artsy Crafts: Fun Day: Gel painting, Iris card making at FWH cost \$15 + kit fee TBD

March 24th, 2024- Christine Nelson – Rope Bowls – location ECH and cost \$30.00

HOW TO REGISTER AND PAY FOR A WORKSHOP:

At Resource Day, sign up in the book for that particular workshop. If there is a waiting list, you will be notified at the time.

Please note that you must have paid to hold your registration spot. So timing is very important that our program coordinator Darlene is notified.

Outside of Resource Days you must contact Darlene Finch to find out if there is space available. Once this has been confirmed then payment is required.

PAYMENT: We take cheques, cash and e-transfers at treasurerscgg@gmail.com

If you pay by e-transfer, it is a 2-part process:

- I. The e-transfer message box is where you tell the treasurer what you are paying for, example: Faith McLeod Oct 29.**
- ii. When you receive your confirmation from the bank, please forward to program@scquiltersguild.com for confirmation of your spot.**

We only register 10 persons for in-person workshops (some exceptions may apply). Note that payments are non-refundable unless the Guild has to cancel the workshop. You may find a replacement, but it is up to you.

HELPFUL TOOLS: Program has developed (thank you Lori) a **FABRIC STASH ORGANIZER SHEET**.

This PDF copy is available for download and use for all; please go to the Events page and find it to see if this is something that would be useful for you! You can find it in the resources tab.

Comfort Society-Lois Anderson

Quilt Bee

I am sorry I wasn't there to demo one of the blocks for the Quilt Bee. As I found out COVID is still out there and I just happened to be run down so it found me!

As I am house bound I have been working on a few patterns. I am working towards 12 to 15 different patterns for you to try and have fun with. Some are very simple, others a bit more of a challenge. So far there is only one- Quilt As You Go. The others you make the block and then sandwich and quilt it. I have some batting precut for the different blocks as well as some flannel for the children quilts. I won't be at November's meeting but the supplies will be there. I have included all the patterns in this newsletter.

Raffle

We are having this raffle to pay for the expense of the Quilt Bee. While the quilt is an old pattern it is completely hand pieced with beautiful stitching. It was quilted by Tess at Wildflower. By offering the Bird House and Placemats as second and third prizes we hope people are still willing to buy our tickets. Do your best please.

Comfort

At our November meeting we are missing 4 of our team members. Linda is away so we will not be accepting fabric, nor will any kits or material available. We will have batting there for those who need it and will be taking in finished quilts.

***The hospital is out of Baby Bonnets!

If you are a knitter and so inclined this is the pattern that they like.

The size is perfect for newborns.

Baby Bonnet Needles # 10 or # 11

Cast on 72 stitches.

Rib 8 rows K1, P1

Knit in stocking stitch for 2 inches only

Shape Crown

1. K 10, K2 together to end of row.
2. Purl every alternate row.
3. Knit 9, K2 together to end of row.

Keep decreasing alternate rows to 12 stitches remaining.

Thread through remaining stitches and knot off on the wrong side.

Hint - I knit this on three needles – then I don't have much to finish it off!

Attic Window Dogs Head Baby Quilt 10" block

Flannel backing please.

Directions: **For the Dog:**

Cut 8 - 3 inch squares for the dog.

Cut 8 - 3 inch pieces for the background.



On 7 of the wrong side of the background squares draw a line diagonally.

Cut

Match with 7 of the dog squares. Sew and trim one side to a $\frac{1}{4}$ inch.

Press open. Assemble as per diagram.

Window: Use a darker color for the sill and slightly lighter for the side,Sill - cut 10" by $2\frac{1}{2}$ inches (may need to trim a tail after sewing on)Side - cut one 8 inch by $2\frac{1}{2}$ inch and one $2\frac{1}{2}$ inch square - draw a diagonal

line across. Place on the sill material and sew on the line and trim a quarter

inch seam. Press open.

Sew the side to the block and then add the sill. Trim if necessary.



Quilt along the window and around the dog. I have some noses and eyes cut out or you may make your own. Stitch them down. Eyes can look up, down to the side?? By turning the block the dog can look either way. Make some of both! Put a bug on his nose or ear??

Attic Window I Spy Baby Quilt 9 inch block

Flannel backing please.

Directions: **I Spy Fabric** Cut a $6\frac{1}{2}$ inch square**Window:** Use a darker color for the sill and slightly lighter for the side,

Sill - cut 9 inches by 3 inches

Side - cut one $6\frac{1}{2}$ inch by 3 inch and one 3 inch square - draw a

diagonal line across. Place on the sill material and sew on the line and trim

To a quarter inch seam. Press open.

Sew the side to the block and then add sill.

Quilt around the window and something in the I Spy part.



Striped Pieced Block 12 by 17 inches

Cut your backing and batting 13 by 18 inches. Put together, using either several pins or a bit of spray adhesive.

Starting at one corner, mark a 45 ° angle on the batting slightly in from the corner. Place a strip of fabric, **right side up**, along the 45 ° mark on your batting making sure it covers completely the batting on the edges.

Take your next strip and place **right sides together** on the previous strip. Check and make sure that when flipped the fabric covers all the batting along the edge. Stitch along edge of strips with a $\frac{1}{4}$ inch seam. Flip the second strip over and press.

Continuing adding strips and pressing until entire batting is covered. When finished, the block can be turned over and trimmed to 12 by 17" or leave it for the Quilt Bee ladies to do.

You can do either of the color options below!
Backing - something that goes with the front?

Floral Block
All florals please



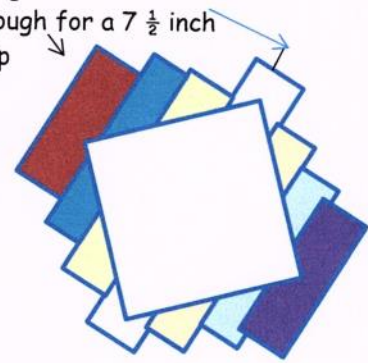
Color Wash
Any range of one color



Spiders Web 14 $\frac{1}{2}$ inch block

Cut 4 Strips of white fabric 2" by 10" Make a small mark on the right side of the middle of each end the strip. Add strips to either side until you have enough for a 7 $\frac{1}{2}$ inch square. Using your 45° angle on your ruler, align on the white strip using your center marking. Trim to 7 $\frac{1}{2}$ inches square.. Make 4 of these. Assemble as below.

Sandwich with backing
And batting and quilt
as you wish.

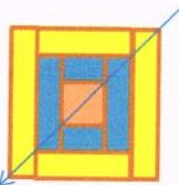


Crayons 10 " Block

You will need the crayon material - it is pre cut into squares. You will need to cut it diagonally.

Use bright fun colors that read as solids,

- Center - Cut a 4" square
- Round 1 - Cut 2 - 2" by 4" strips
2 - 2" by 7" strips
- Round 2 - Cut 2 - 2" by 7" strips
2 - 2" by 10" strips



Once your block is made, cut on the diagonal and
Join to the crayon material. This will male two blocks.
Sandwich and quilt as you like. Do not trim down.



The Comfort Society is having a **Quilt Raffle** to raise funds for The Quilt Bee that will be held in April 2024 and to purchase material and batting for making our donation quilts.

The cost of tickets are \$4.00 for 2 entries. We would greatly appreciate assistance from guild members in selling tickets. Tickets have been packaged in envelopes with five \$4.00 tickets and will be available for pickup at the Resource days starting in November.

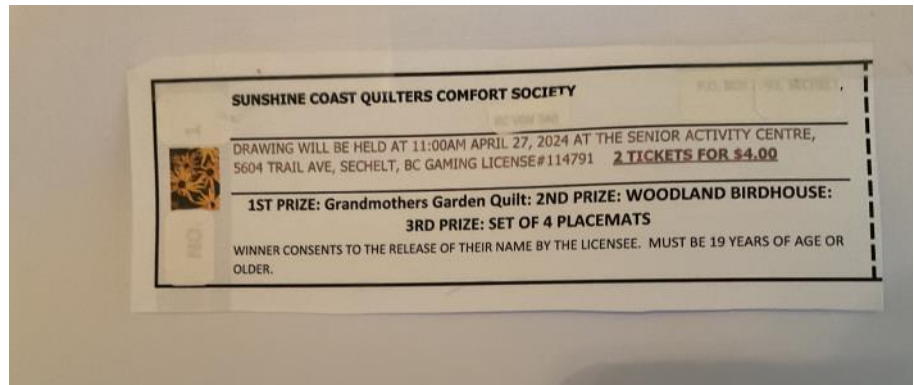
There are 3 prizes

1st prize : Grandmothers Garden Quilt

2nd prize: Woodland Bird House

3rd prize: Set of 4 placemats

If you would like tickets before Resource Day, please call Jeanette Thompson 604-644-7057



Wildflower
QUILTING STUDIO



TESS STRAUSS AND
DEBBIE VELDHOEN
wildflowerqs@gmail.com
Call for an appointment:
778-689-1564



Snip & Stitch
SEWING CENTRE
NANAIMO

#1-4047 Norwell Drive
Nanaimo, B.C. V9T 1Y6
1-800-789-1730
www.snipandstitch.com

"Like" us on facebook 
Snip & Stitch Sewing Centre

Follow us on Instagram 
@KathySchroter

Discover the world of sewing!
Wonder through our store for a refreshing experience!

2023 SAVINGS 20%OFF
ALL REGULAR PRICE MERCHANDISE
Excludes sewing machines, furniture and all items ending in .99
Bring Coupon to Redeem. Cannot be combined with other offers.
Expires Dec 31/2023

THE PAINTED LADY
ART SUPPLIES AND FRAMING

WWW.PAINTEDLADY.ART
778-462-3330
#105-622 HOUGH RD GIBSONS




EuroTech
Sewing Machine Repair

ALL DOMESTIC SEWING MACHINES & SERGERS
FORMER ALBEE'S SEWING CENTRE TECHNICIAN

Factory trained by
PFAFF BERNINA ELNA
HUSQVARNA JANOME

Wei Hin Ng
Service Technician
t: 604.568.1238
w: www.eurotechsewrepair.ca



Serving the Vancouver area since 1989

STITCH & BOBBIN

QUILTING AND SEWING SUPPLIES

Fall SPECIAL

Longarm Quilting

Bring in your quilt tops, now till November 30, and receive 15% off



Bring in 3 quilts and receive 25% off each

www.stitchandbobbin.com

Fibre Expressions
Quilt Shop

CHRISTMAS FABRIC has
FINALLY ARRIVED!!

Come and see the
3 Yard Quilts we are making!
So **FAST** and **EASY!** Make one
for the whole family!

CLASSES

There is still room in these
classes. Beginner Bargello is
now on Nov. 19th & Improv
Fun is now on Nov. 20th
Call 604-885-6677 to sign up!

Thank you to everyone who
came to visit us at the Art
Crawl...

It was a wonderrful weekend
connecting & celebrating
creativity ...



S.C.Q.G Resource Day Minutes October 28, 2023**Sechelt Seniors Centre**

President: Chair welcomed everyone to the meeting. Called to order at 10:45 a.m.

- Thank you to HALF MOON CRAZIES for the amazing treats.
 - GONE TO PIECES will be the Hostess Group for the next meeting.
 - President's Motion to adopt the minutes as circulated. • Moved: Sue L. Seconded: Bev Z. Carried.
 - 26 members attended "Hands Across the Water" on Oct. 14, 2023. A good time was had by all and whales were seen at the Powell River crossing.
 - Executive zoom meeting will be on Monday, October 30th at 4:30 p.m. Change due to Halloween on Tuesday the 31st. All members welcome to attend. Please contact Karen Biddlecombe if you would like to attend.
 - We are looking for a Treasurer for the next year. The position comes with a computer.
 - Secretary: No new correspondence.
 - Past President and Sunshine: Sue sent a card to Janey M. re: hip replacement.
 - Treasurer: Marie M. reported no new information. Accounts doing well.
 - Comfort Society: Jeanette T. reported due to Lois Anderson's absence. • The committee will require 4 volunteers for the November meeting to help out with cutting the batting. Please contact Linda C. We will be taking in finished quilts and providing batting at this meeting.
 - Raffle tickets are now available to raise monies for the Quilting Bee, April 6th and 7th. Tickets are \$4.00 each for 2 entries. There will be 3 prizes for draw: 1st: a hand made quilt, 2nd: a Bird House, 3rd placemats. Goal is to sell 600 tickets to cover the costs of the Quilting Bee. Please see Linda Child to sign up and pick up your tickets to sell from Linda Child.
 - Lois has applied to Super Valu for a \$500 grant for the Quilt Bee.
 - Instructions and batting for an "I Spy Block" and a "Dog" Block" are ready to pick up today. When blocks are completed, please return at Resource Day. 3 more sets of instructions will be in the Newsletter and ready for pick up at the November Resource Day.
 - A show of hands indicated that at least 12 members would like to do an applique block.
 - Comfort Society is looking for a new chair for next year.
 - Again, an amazing parade of Quilts.
 - Library: Wendy E. reported that there are a number of library books overdue. Please check your books to see if any belong to the library. Membership: Please don't forget to renew your membership or encourage new members.
- We welcomed Gail Wilen, a new member, today.
 - If your age is 90+, you are entitled to a free membership.
 - Door Prizes: Lori Lemay, Jan Parker and Jeanette Thompson.
 - Donations are welcome for door prizes for January.
 - Newsletter: Deadline is Wednesday, November 1,
 - 2024 Retreat: • Lynda W. is organizing a retreat for possibly April for 3 nights. A lot of members were interested in this. Harrison and Camp Sunrise were suggested. If there are any other suggestions, please contact Lynda.
 - Program: • Karen B. reported upcoming workshops: Tomorrow: Faith McLeod, Freezer Paper Turned Edge Applique Nov. 14th: Christmas Projects – do your own thing Nov. 26th: Maureen Wood – Laura Heine Collages Jan. 6th: Julie Faulkner – Paper Piecing /Bags by Annie Please check Newsletter for more details. • Resource Day: Today guest speaker is Faith McLeod, "Follow Me Down the Rotary Road" Amazing stories and quilting.
 - Check out website and Newsletter for more details of upcoming Resource Days. • 2 ½" strip draw winners: Jude G. and Phyllis A. BOM: Phyllis A • Please note new method for registering and paying for workshops: If you are paying by e-transfer, it is a 2 part process: 1. The e-transfer message box is where you tell the treasurer what you are paying for, example: Julie Faulkner, Nov. 7, 2023. 2. When you receive your confirmation from the bank, please forward to Program@scquiltersguild.com. Classes fill up fast so we need to get notified as soon as possible to ensure you get your spot, hence the program needs a copy of the E-transfer. Show and Tell: An amazing display of talent! Speaker • Faith McLeod: Follow Me Down the Rotary Road
 - Next Resource Day: November 25/23
 - Meeting Adjourned: 11:35 a.m.
 - Minutes taken by: Darlene Finch

Zoom Board Minutes Sunshine Coast Quilters' Guild Oct. 30, 2023

Meeting started at 4:00 p.m.

Present: Andrea Wilson, Marie Malcolm, Christine Lawson, Karen Biddlecombe, Jeanette Thompson, Margaret Stewart, Val Marus, Jan Parker, Janey Marshall, Wendy Egilson, Sue Lowell, Lois Anderson.

Old Business:

- November AGM notice will be in the upcoming newsletter.

New Business:

- Discussion re the formation of an event calendar for executive.
- Discussion re storage fees. The guild should get a prepaid credit card so that individual guild members do not have to put the fee on their personal charge cards. Marie M. is looking into setting this up.
- We now have a retreat committee consisting of Jennie S., Lynda W., and Darlene F. Jennie has been busy researching possible locations. •
- Raffle tickets will be available at the November Resource Day. Pictures of the quilt will be in the newsletter.
- Lois A. is stepping down from the Comfort Society and Linda C. is also stepping down from her position of fabric coordinator, but she might consider sliding into Lois's old job. The fabric coordinator needs to be a two person position now.
- Janey M. is now in charge of the membership committee.
- Meeting adjourned at 4:54 pm.
- Minutes taken by Christine Lawson

SUNSHINE COAST QUILTERS' GUILD

P.O. Box 2083
Sechelt, B.C.
V0N 3A0



www.scquiltersguild.com



CANADIAN
Quilters
Courtepointes
CANADIENNES

Special question to be answered during news-
letter report

Who has raffle tickets?

HISTORY

1982 a group of women on the Sunshine Coast got together to share their love of quilting. Pat Crucil, an accomplished quilter and teacher, established this first quilt group on the Coast.

Today the Sunshine Coast Quilters' Guild is the "umbrella" organization for five local community quilt groups** from Pender Harbour to Gibsons, with a membership of about 100. The Guild promotes the joy of quilting on the Coast by providing enjoyment through quilt shows, classes, demonstrations and displays. We continue to meet eight days throughout our Guild year, from September to May. Our meetings consist of Mini-Workshops, Business Meeting, Comfort Society, Block of the Month, Show N' Tell, Library, and a Program.

Newsletter Advertising Rates (per issue* (PI) for Sept. - May, excluding Dec.):

Classified.....	\$10.00 *PI
Bus card size.....	\$10.00 *PI
8 issues	\$50.00
¼ Page for	\$14.00 *PI
8 issues.....	\$90.00
½ Page	\$21.00 *PI
8 issues.....	\$125.00
Full Page	\$42.00 *PI
8 issues.....	\$200.00
One time email to all members,	Quilting
related \$15.00	Commercial
\$35.00	

Please contact :
Val Marus
valmarus1@gmail.com

Next Newsletter Deadline
Next Newsletter deadline January 5, 2024

** Satellite Group Rep Contact Information:

*Please see membership list for contact emails or
send message via scquiltersguild.com*

Pender Harbour Piecemakers: Lee Ewing
604-883-2620

1/2 Moon Crazy's: Andrea Wilson 604-989-5779

Fat Quarters: Rita Hunt 604-885-3601

Gone to Pieces: Linda Child

Cotton Club: Bev Butchart 604-886-8449