

SUNSHINE COAST QUILTERS' GUILD



Next Resource Day January 27, 2024

January 2024

Special Points of Interest

Next Resource Day

PLEASE NOTE CHANGES

9:00 setup

9:30 doors open

10:30 business meeting

11:30 program truck show

by 'Crazies'

12:30 Mini workshop – quilt

Bee Info & Demo

Fat Quarter

Colour that starts with N

Next Newsletter deadline:

Friday February 2, 2024

Executive Meeting Zoom

4:30 pm . January 30, 2024

Open to all members

Contact Karen B. for an invite

President's Message : Andrea Wilson

Happy January 2024 fellow quilters and creators. I hope the holidays have been kind to you and your loved ones.

I feel like this month might be considered to be the goal setting month that gives us a chance to reevaluate future projects or really try to get those new and exciting ideas going.

So with that in mind come to our resource day Saturday January 27th. We would love to see you.

The Halfmoon Crazies are doing a trunk show for us, looking forward to seeing what my sewing group has been up to.

A little reminder: UFO numbers 3 and 5 due on the January resource.

On January 28/29 Woolies retreat with Uschi Grenier, please check out our newsletter for more information.

Please consider picking up raffle tickets to help support our comfort society who have been working hard to organize. If you are not able to make it to our resource day you can contact Jeanette Thompson 604-644-7057 to pick up raffle tickets. Most appreciated.

See everyone soon.

Warmly,

Andrea Wilson.



Inside this issue

President's Message	1
Program	6-7
BOM	8-9
Comfort Society	10-11
Guild Minutes	14-15

Saturday Jan 27, 2024 Resource Day

9:30 a.m. At the Sechelt Activity Centre (enter back door)
5604 Trail Avenue, Sechelt

Doors open 9:30

Business meeting 10:30

Program 11:30 Crazies trunk show

Snacks/Coffee/Tea to be provided by:
Cotton Club

Bring your own mug, and donation too. When the Satellite group is hosting, all members of the group are welcome to stay (no charge) and participate.



Vice President: Jan Parker

PLEASE NOTE:

COFFEE SCHEDULE FOR ALL UPCOMING MEETINGS

January - Cotton Club

Feb - BYOS for Zoom

March - The Half Moon Crazies

April - Fat Quarter Quilters

PAST PRESIDENT-SUE LOWELL

It's a new year,

It's a new day,

It's a new quilt,

And I'm feeling good.

A selfless alteration to song lyrics by Nina Simone – that expresses that New Years feeling in my studio space. I'm raring to go – how about you?

It's also that time when we need to start recruiting volunteers to round out our committees. Many of our current committee members have been busy for YEARS, and will be looking for a break. I will have a complete list of vacancies and positions at January Resource Day – but you can start thinking about it now!! I can say for certain that Program and Comfort Society will need a volunteer transfusion.

Here's a little treat I found on the internet – do a search on the phrase “mod mosaic Elizabeth Hartman” and you will find a free (yes free) pattern from Ms Hartman that can use scraps, fussy cut bits that you may have been saving to make a variety of items. Have fun – its addictive.

Thanks also to members that send me notes about another member that can use a bit of sunshine – please continue to let me know and I will send a card.

Quilt On - Sue

Membership

It's membership renewal time @ \$50. To avoid the long lineup on resource day please consider paying via etransfer.

Your membership and all it's benefits are valid until the end of November. Please be sure to renew by then.

treasurerscgg@gmail.com

Put “membership” in the message. We will still take the \$50 payment by cash or cheque in person if you are unable to do an e-transfer.

Please email Janey Marshall jmarshall@edworks.ca to let her know you have done an e-transfer, and if there are any changes to your mailing and/or email address. If we make these changes ahead of Resource Day we can reduce the line-up time at the membership table.

Sunshine Coast Quilters' Guild 2022-2023 Board Membership

<i>Position</i>	<i>Name</i>	<i>Position</i>	<i>Name</i>
President	Andrea Wilson	Vice President	Jan Parker
Past President / Sunshine	Sue Lowell	Treasurer	Marie Malcolm/Lee Ewing
Secretary	Christine Lawson / Darlene Finch back up	Web Author Social Media Admin	Myrla Bulman Karen Biddlecombe
Block of the Month	Deb Burton , Jean Whitehead	2025 Quilt Show Chair	Bernardine Somogyi
Comfort Quilts	Lois Anderson , Linda Child, Nona Fellows, Vicki Kay, Marie Malcolm, Jan Pinkerton, Bernardine Somogyi, Donna Thompson, Jeanette Thompson	CQA Rep Archivists	Jeanette Thompson Karen Biddlecombe, Elizabeth Byrne
Membership & Merchandise	Janey Marshall , Debbie Veldhoen, Val Marus	Publicity Fund Raising	Moira Sarling NEEDS TO BE FILLED
Program Committee / Mini Workshops	Karen Biddlecombe , Darlene Finch, Jude Grebeldinger, Nancy McMurdo, Jennie Shaw, Lori Lemay	Library	Susan Kimm-Jones, Wendy Egilson , Pam Fouts NEED ONE MORE
Newsletter	Margaret Stewart Val Marus, Phyllis Argyle	Retreat Committee	Darlene Finch, Jennie Starr, Lynda White
Bus Trip Chair	Sharon Royce	Youth Outreach	NEEDS TO BE FILLED

QUILT RETREAT 2024

When: Tuesday and Wednesday May 21 & 22 (2 nights)

Where: Camp Sunrise 1377 Burns Rd Gibsons

Deposit: \$50

Things are beginning to fall into place. If you haven't signed up yet, be sure to do so at the next resource day

Options available during the two days include the following:

1. Do your own thing
2. Mystery Quilt workshop
3. Project/Technique Class with Carola Russell
4. Shop at Carola's pop up
5. Games

We know this will be a fun time for everyone

Your retreat committee

Contact Lynda White 694-741-9901

MEMBER OF THE MONTH-Myrla Bulman

Each month your newsletter editor features one member. Do you have suggestions for people to be featured?

This month it is my pleasure to feature another new member and our new Web Author: Myrla Bulman

She answered these questions:

How long have you lived on the Sunshine Coast? If not forever, what brought you here?

We relocated to Sechelt from Calgary in 2021 to be closer to our girls who were born in the Lower Mainland and have returned for university. We have enjoyed our Shuswap Lake cabin since the 1960s so I always felt like BC was home too.

Since our move I've evolved back to self-employment, for more time with friends, my sewing machine, and being in the community!



When and why did you start?

I studied Textiles & Design at university and have always loved fabrics and colour; the precision of quilting and using cottons, especially batiks, is so appealing when a project comes together.

One daughter requested a quilt for university (it became my first, and her 2019 graduation gift!)

Mentors?

My high-school sewing teacher just passed away, and she was inspirational for all our projects (Ski suit! Winter coat! Period costumes!); if we could dream it up, she helped us make it happen. She encouraged my love of tailoring, design planning, and attention to detail with textiles. My maternal grandmother was a very talented seamstress and quilt-maker who encouraged my early sewing years; I still have scissors she gave me and a handstitched quilt. My work colleague and friend, Andrea (Annapolis Royal, NS Quilt Guild) helped me plan and design my first (log cabin) quilt; we have just embarked on designing a second one (landscape!) quilt for the other daughter's graduation this year. So much to learn as quilting has its own language ... and new notions to explore!

What makes the guild important to you?

I joined the guild to spend time on non-work activities and finally learn more about quilting. I've found the Guild to be very inviting and the friendliest group I've encountered on the coast!

The Guild is part of the visual arts community and creates comfort quilts for families, making it easy to volunteer (as Webmaster) to help make the coast a great place to live.

Little known facts?

I used to be a gas jockey for my father's service station where all family members worked for many years. That job taught me a lot about customer service, cash handling, self-employment, family, work ethic, ... and how to know when a car 'just doesn't sound right!'



November resources Day
2023



Program Committee: Chair: Karen Biddlecombe. Members: Jude Grebeldinger, Darlene Finch, Nancy McMurdo, Lori Lemay, Jennie Shaw

RECAP OF ACTIVITIES – Nov 2023:

2 ½” strip: Christmas themed. Winners: Margaret Stewart & Jan Parker

MINI WORKSHOP: 10:00 – 10:20: Moira Sarling demonstrated how to make a Mug Holder.

MINI WORKSHOP: 10:25 – 10:45: Quilt Bee information and handouts were given out. We will be holding informational sessions over the next few meetings to capture as many members as we can so that participation is high for our 2024 Quilt Bee. No charge.

UFO: 1st draw was #7 = #7 was due at the November meeting. Numbers 3 & 5 required to be handed in at the January 2024 meeting.

WORKSHOPS COMPLETED: November we had 2 workshops setup.

Nov 14 was self paced with attendees doing a variety of fun projects.

November 26th was with Maureen Wood where attendees were working on Laurie Heine Applique patterns. What a diverse group we had that day with a very patient and detail orientated teacher. Note that some of the pictures of works in progress have been posted to the SCQG Facebook page. (and see below)

RESOURCE DAY PROGRAM GUEST SPEAKER:

Maureen Wood, Trunk Show: “My Quilting Journey.” The diversity of Maureen’s quilts was amazing and for those who were able to stay and see them were very excited to view them up close. For those who missed seeing her quilts please note that you can view them on the SCQG Facebook page.

Jan 2024 Program

FAT QUARTER OR 2 ½” STRIP DRAW:

JANUARY: FAT QUARTER: from a color that starts with an ‘N’

TIMING CHANGES TO OUR DAY:


*8:30 - 9:00 SETUP (we do need assistance in setting up tables/chairs) for doors to open at 9:30

10:30 BUSINESS MEETING

11:30 PROGRAM: TRUNK SHOW BY ‘HALFMOON CRAZIES’ – Quilt Show Challenge and ‘Others’

12:30 – 1:00 MINI WORKSHOP: Quilt Bee information and Demo – 3rd & last session. Comfort Society will be leading this meeting. No charge.

Laura Heine workshop



CHALLENGES: Program has developed 2 ONGOING challenges for you this year.

POETIC QUILTING: information was outlined at the September meeting for you to sign up at the October meeting. Reveal will be May 2024 meeting.

UFO: Reveal will be MAY 2024 meeting.
Line item NUMBER 2 is now announced – it is due by February meeting.

NOTES: IF you can't make it to a meeting, send a picture over to program@scquiltersguild.com so that it can be entered.

WORKSHOPS 2023 – 2024

We will have some workshops at Frank West Hall (FWH) 1224 Chaster Road, Gibsons and others at (ECH) Eric Cardinal Hall, 930 Chamberlain Road, Gibsons. Doors opened: 9:00am with classes starting at 9:30am to 3:30pm. All in-person workshops will be limited to 10 unless machines are not required.

We have finalized the workshops scheduled for the 2023-2024 year. The Program committee hopes that all participants enjoy their times taking workshops. These workshops are outlined on the 'Events' page of our website so you can keep up to date with what is available.

Here is the 2024 workshop at a glance:

January 6th: Julie Faulkner – coming back to assist us in finishing our Quiltworx projects. Location: ECH; Cost \$55.00

January 28th (into evening) & Jan 29th, 2024 @ ECH: MINI RETREAT: A Woolies Retreat – Uschi Grenier: \$30 includes pizza dinner on Sunday (+potluck to be arranged). Kit may be possible otherwise it will be do your own thing. NOTE THAT PAYMENT IS DUE FOR THIS EVENT NOW.

February 25th & March 3rd: via zoom two (2) ½ day events: Ralph Jarvis – Stuck on Collage: Art piece Snowy Aurora. (kit fee \$30.00, complete with fabric)

Via zoom: \$30.00 in the comfort of your home (2 – ½ day sessions)

Via zoom at ECH or FWH: \$45.00 in person with others (note in-person hours are 9:00 setup, 9:30 start till 4:00pm each day)

March 12th, 2024 – Artsy Crafts: Fun Day: Gel painting, Iris card making at FWH cost \$15 + kit fee TBD

March 24th, 2024- Christine Nelson – Rope Bowls – location ECH and cost \$30.00

April 28th, 2024 – Faith McLeod – 'Advanced Applique' Previous applique experience is not required to attend this workshop. – Location ECH and cost \$60.00 (possibly a kit fee – TBD). Faith has graciously accepted a request to come back to the Sunshine Coast and will be working on a different design to bring to show attendees various techniques when doing applique pieces.

HOW TO REGISTER AND PAY FOR A WORKSHOP:

At Resource Day, sign up in the book for that particular workshop. If there is a waiting list, you will be notified at the time.

Please note that you must have paid to hold your registration spot. So timing is very important that our program coordinator Darlene is notified.

Outside of Resource Days you must contact Darlene Finch to find out if there is space available. Once this has been confirmed then payment is required.

PAYMENT: We take cheques, cash and e-transfers at treasurerscgg@gmail.com

If you pay by e-transfer, it is a 2-part process:

- i. The e-transfer message box is where you tell the treasurer what you are paying for, example: Faith McLeod Oct 29.
- ii. When you receive your confirmation from the bank, please forward to program@scquiltersguild.com for confirmation of your spot.

We only register 10 persons for in-person workshops (some exceptions may apply). Note that payments are non-refundable unless the Guild has to cancel the workshop. You may find a replacement, but it is up to you.

HELPFUL TOOLS: Program has developed (thank you Lori) a **FABRIC STASH ORGANIZER SHEET**.

This PDF copy is available for download and use for all; please go to the Events page and find it to see if this is something that would be useful for you!

November 2023 Block of the Month



For assistance call:

Deb Burton 604-885-1980

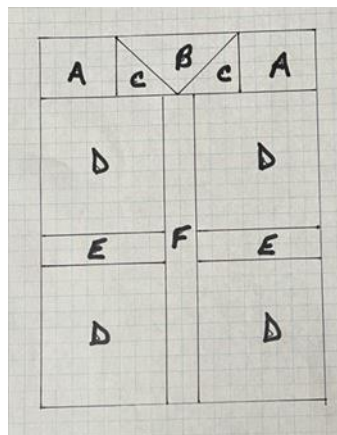
Jean Whitehead 604-399-9199

The block is to be submitted at **January** resource day.

The large block measures $9\frac{1}{2}'' \times 12\frac{1}{2}''$ **unfinished**, the small block measures $7\frac{1}{2}'' \times 12\frac{1}{2}''$ **unfinished**.

Fabrics - Large Present

- Background – white fabric
 - **A** cut 2 $3'' \times 2\frac{1}{2}''$ rectangles
 - **B** cut 1 $4\frac{3}{4}'' \times 2\frac{3}{4}''$ rectangle (Flying Geese block)
- “Gift wrap” fabric – Christmas theme
 - **D** cut 4 $4\frac{1}{2}'' \times 5''$ squares
- Ribbon fabric
 - **C** cut 2 $2\frac{3}{4}'' \times 2\frac{3}{4}''$ squares (Flying Geese block)
 - **E** cut 2 $1\frac{1}{2}'' \times 4\frac{1}{2}''$ rectangles
 - **F** cut 1 $1\frac{1}{2}'' \times 10\frac{1}{2}''$ rectangle

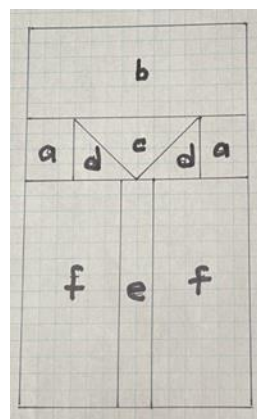


Fabrics – Small Present

- Background – white fabric

(does not have to be the same as the large present)

 - **a** cut 2 $2\frac{1}{2}'' \times 2''$ rectangles
 - **b** cut 1 $3\frac{1}{2}'' \times 7\frac{1}{2}''$ rectangle
 - **c** cut 1 $4\frac{3}{4}'' \times 2\frac{3}{4}''$ rectangle (Flying Geese block)
- “Gift wrap” fabric – Christmas theme
 - **f** cut 2 $3\frac{1}{2}'' \times 7\frac{1}{2}''$ rectangles
- Ribbon fabric
 - **d** cut 2 $2\frac{3}{4}'' \times 2\frac{3}{4}''$ squares (Flying Geese block)
 - **e** cut 1 $1\frac{1}{2}'' \times 7\frac{1}{2}''$ rectangle



Instructions:

1. Seam allowances are $\frac{1}{4}$ ".
2. Both present blocks use the same Flying Geese unit to create the bow.

- Large Present uses pieces **B** and **C**

- a. on the wrong side of both **C** pieces, draw a diagonal line from corner to corner (this is the *fold* line)
- b. place one **C** piece right side down on piece **B**
- c. sew just beside the guideline, towards the seam allowance side (the fabric will be able to fold up and over the thread and reach the edges of the unit)
- d. trim leaving a $\frac{1}{4}$ " seam allowance, press
- e. repeat steps b – d for the second piece **B**
- f. **trim the unit to $2\frac{1}{2}$ " x $4\frac{1}{2}$ "** (keep the point in the middle of the unit)

- Small Present the above steps using pieces **c** and **d**.

3. Large Present

- sew an **A** piece to each side of the Flying Geese unit, press
- sew a **D** piece to each short side of an **E** piece, press. Make 2.
- sew one of the **DED** units to one of the long sides of the F piece, press, repeat with the other **DED** unit, press
- sew the bow row to the bottom piece, press.

4. Small Present

- sew an **a** piece to each side of the Flying Geese unit, press
- sew a **f** piece to each long side of the **e** piece, press
- sew the bow section to the gift section, press
- sew the **b** piece to the top of the bow, press.

Comfort Society-Lois Anderson

Comfort Society

Hello everyone. I hope you all had a wonderful Christmas and would like to wish you a Happy New Year. I didn't do any sewing during December and now find my sewing room is a disaster. Time to get organized!

Note***

As Janet has stepped down from the Comfort Society, we are in **immediate need** for someone to take her place. Linda Child needs help picking up the fabric bins from the locker and returning them after our meeting.

Linda has given notice that she wants a different job next year so we need someone to take this on..

She has been very successful in growing this position and now it really needs two people to take it on. Without her work we wouldn't be able to donate as many quilts as we do.

Now is the perfect time to assist Linda and learn the "ropes" over the next few months. Please contact Lois Anderson, Linda Child or Sue Lowell if you want to find out more.

Quilt Bee

Plans are well under way. I will have a few more patterns for you to work on at our meeting in January. If I get the patterns ready ahead of time I may get our secretary to e-mail them out. If you have completed the blocks you took to work on, you can bring them to our meeting. This way we can get some sets ready for the start of the Quilt Bee. I will be at the January meeting and hopefully I can answer all your questions. There will also be a block demo.


Quilt Raffle

We thought we would try something a little different and offer the winner a choice between two quilts. Perhaps make ticket selling a little easier! I hope to have the second quilt ready for our meeting. I have been given some beautiful Asian fabric that will be used! I hope to have pictures and the size at that time.

If everyone in the Guild could sell one envelope of tickets we would raise about \$2,000. I would be over the moon if we raised more than that!

Lois Anderson

Cold Shelter Quilt Donations



The Comfort Society is having a **Quilt Raffle** to raise funds for The Quilt Bee that will be held in April 2024 and to purchase material and batting for making our donation quilts.

The cost of tickets are \$4.00 for 2 entries. We would greatly appreciate assistance from guild members in selling tickets. Tickets have been packaged in envelopes with five \$4.00 tickets and will be available for pickup at the Resource days starting in November.

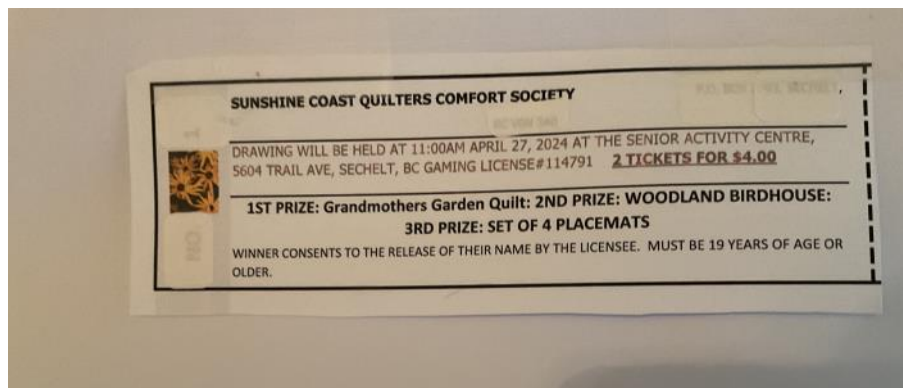
There are 3 prizes

1st prize : Grandmothers Garden Quilt

2nd prize: Woodland Bird House

3rd prize: Set of 4 placemats

If you would like tickets before Resource Day, please call Jeanette Thompson 604-644-7057



Wildflower
QUILTING STUDIO



TESS STRAUSS AND
DEBBIE VELDHOEN
wildflowerqs@gmail.com
Call for an appointment:
778-689-1564

EuroTech
Sewing Machine Repair

ALL DOMESTIC SEWING MACHINES & SERGERS
FORMER ALBEE'S SEWING CENTRE TECHNICIAN

Factory trained by
**PFAFF BERNINA ELNA
HUSQVARNA JANOME**

Wei Hin Ng
Service Technician
t: 604.568.1238
w: www.eurotechsewrepair.ca



#Serving the Vancouver area since 1990

Snip & Stitch
SEWING CENTRE
NANAIMO

#1-4047 Norwell Drive
Nanaimo, B.C. V9T 1Y6
1-800-789-1730
www.snipandstitch.com

"Like" us on facebook 
Snip & Stitch Sewing Centre

Follow us on Instagram 
@KathySchroter

Discover the world of sewing!
Transfer through our store for a refreshing experience!

2023 SAVINGS 20% OFF
ALL REGULAR PRICE MERCHANDISE
Excludes sewing machines, furniture, and all items ending in .99
Bring Coupon to Redeem. Cannot be combined with other offers.
Expires March 31/2024

THE PAINTED LADY
ART SUPPLIES AND FRAMING

www.PAINTEDLADY.ART
778-462-3330
#105-622 HOUGH RD GIBSONS



Just A Wee Bit of Scotland, England & Wales Quilt Tour!

May 12th - May 24th, 2024

History awaits! Walk in the footsteps of Kings and Queens.

Stay in a Castle and travel through the "bonnie" countryside while we visit the "Patchwork" shops of the United Kingdom.

Your Land Package Includes 13 days, 12 nights, deluxe hotel accommodation with 19 meals included. As we travel through each country, we will visit historic places with guided tours and free time at places like Edinburgh and Stirling Castle in Scotland. You can't make a stop in York, England without visiting York Minster Cathedral and The Bowes Museum with an afternoon tea. For all our poets, we make a special visit in the Historic Town of Stratford Upon Avon to tour Anne Hathaway's Cottage, the birthplace of Shakespeare and so much more....

\$4495 CAD Double Occupancy / \$1032 CAD Single Supplement
(All Taxes Included)

For more information contact us at:

E: info@quilttoursinternational.ca W: www.quilttoursinternational.ca P: 416-937-6739



Quilt Tours International



STITCH & BOBBIN

QUILTING AND SEWING SUPPLIES

We're adding



YARN!

check out our selection online and
in-store starting January 22nd

Open Tue-Sat 10-5, Sunday 11-4
109-1100 Sunshine Coast Hwy, Gibsons
www.stitchandbobbins.com

Fibre Expressions
Quilt Shop



Join Us

as we follow along with this Mystery Quilt from CQA.
We will offer open sewing for this project on the last
Friday of the month from January to June.

Give us a call if you'd like to Join!

604-885-6677

Find the initial instructions at this website or come to
the store to see what you need to start.

<https://canadianquilter.com/mystery-quilt-along-2024/>



- **S.C.Q.G AGM and Resource Day Minutes**

- November 25, 2023 Sechelt Seniors Centre
- **A.G.M.** 11:00 am President Andrea welcomed everyone and the meeting was called to order at 11:00 am. Motion: The minutes of the last AGM were moved, seconded and approved. Carried. Motion: The financials were moved, seconded and approved. Carried. Motion: The proposed budget for 2023/24 was moved, seconded and approved. Carried. Thank you Lee and Marie for working on these documents. A.G.M. closed at 11:02.
- **Resource Meeting:** began at 11:02. Karen B. started our day with a Mini Workshop utilizing freezer paper for paper piecing. We all learned something new! And thank you Gone to Pieces for all your amazing goodies. Cotton Club will be hosting the January Resource Day meeting.
- **Motion:** The minutes from the October 28, 2023 Resource Day were moved, seconded and accepted as corrected. Carried. (The Block of the Month winner was not recorded in those minutes.)
- **Executive:** The executive had a quick zoom meeting last Saturday to discuss spending an additional \$500 on tech support. A motion to spend this money was approved.
- **Past President/Sunshine:** Sue L. is away, so no report today.
- **Vice President:** All is good
- **Secretary:** Chris spoke to members about email problems and what we are doing to improve them. All committees please remember to send their reports to secretary.
- **Treasurer:** Contact the treasurer for current balance. Our insurance has been paid.
- **Membership:** 59 members signed in today, and one visitor. We also would like to welcome Shannon M. to our guild. Door prizes won by Karen B., Jean M., Liz L. and Andrea W. Newsletter: Friday January 5th, 2024 is the next deadline.
- **Block of the Month:** Won by Irene E.
- **Comfort Society:** The Society is looking for two volunteers: a fabric manager and a committee chair. Please contact Lois A. or Linda C. for more information. Vickie K. has raffle tickets to hand out for the Quilting Bee today. The Bee will be held at the Seniors Centre and the rooms are booked. See examples of completed blocks at the Comfort table station. All blocks will be quilt as you go. Lois would love to see 100 of each block made.
- **Library:** All is good with the book ladies, but please remember to return your books in a timely manner.
- **Program:** Karen suggested everyone carefully read the newsletter to find out what has been planned for 2024. Today was the last day to sign up for the Ralph Jarvis's workshop. Fat Quarter draws, which today were 2.5" strips, were won by Margaret S. and Jan P.
- **Retreat:** May 21-23 2024 It will be at Camp Sunrise and the deadline for signing up will be at the January meeting. Cost will be \$175-200 per day and a deposit of \$50 will be needed to save a spot. It is a 2 day event and Corolla is booked for a pop up shop already.. The members were asked to vote on whether they would prefer to focus on a technique or a project. Technique was decided. Pay close attention to information in the newsletter about this fun event. Linda W. is your contact person.
- **Show and Tell:** Fabulous, as usual. Members also shared their Christmas quilts.
- **Program:** Maureen Wood presented her quilting journey.
- **Next Resource Day: January 27, 2024..`**
- Minutes taken by Christine Lawson

Zoom Board Minutes Sunshine Coast Quilters' Guild

November 28, 2023

Meeting started at 4:31 p.m. Present: Andrea Wilson, Marie Malcolm, Christine Lawson, Karen Biddlecombe, Jeanette Thompson, Margaret Stewart, Jan Parker, Janey Marshall, Wendy Egilson, Lynda White, Myrla Bulman..
 Regrets: Val Marus, Sue Lowell

Motion: The minutes of the October 30, 2023 Board Meeting were moved, seconded and approved.

Vice President: Jan P. and Karen B. met with Shannon, at Seniors Centre, to confirm our meeting dates. The Quilting Bee, April 6 and 7, has been booked. Jan continues to collect donations for door prizes. The items have been fantastic and this practice has saved the guild money. Thank you!

Treasurer: Discussion of budget format, some found it confusing. Marie M. will get together with Lee E. to discuss. I didn't know that Comfort Society comes up with their own budget.

Membership: We now have an up to date membership list. We currently have 108 members. Discussion re how to share it with guild. Perhaps put it into a members only section of the website?

Newsletter: Margaret S. thanked everyone for sending their information in on time. She also reminded us all pictures must be sent to her as JPEGs. January 5th is the next deadline.

Library: Everything is good.

Program: Karen B. will be sending out a copy of January Resource schedule, and the changes are also posted on our website. The Fat Quarter theme for January is "N". No explanation given.

Secretary: Still fighting with new webpage format but things are slowly improving. I am working on developing patience.

Webmaster: Myrla thanked the board for approving \$500 and will be well spent getting advice and information from Theresa, the expert. Remember to send email to Myrla her regarding what computers the board is using for guild business. Myrla used a shared screen to show executive some ideas for upcoming calendar formats.

Discussion re **raffle tickets** at Resource Day. We all agreed the tickets need to be easily seen. We will move the raffle tickets next to the membership table at our next meeting so everyone will see them.

Meeting adjourned at 5:52 pm.

Minutes taken by Christine Lawson

SUNSHINE COAST QUILTERS' GUILD

P.O. Box 2083
Sechelt, B.C.
V0N 3A0



www.scquiltersguild.com



CANADIAN
Quilters
Courtepoinces
CANADIENNES

Special question to be answered during newsletter report:

Who were the recipients of the Comfort quilts
pictured?

HISTORY

1982 a group of women on the Sunshine Coast got together to share their love of quilting. Pat Crucil, an accomplished quilter and teacher, established this first quilt group on the Coast.

Today the Sunshine Coast Quilters' Guild is the "umbrella" organization for five local community quilt groups** from Pender Harbour to Gibsons, with a membership of about 100. The Guild promotes the joy of quilting on the Coast by providing enjoyment through quilt shows, classes, demonstrations and displays. We continue to meet eight days throughout our Guild year, from September to May. Our meetings consist of Mini-Workshops, Business Meeting, Comfort Society, Block of the Month, Show N' Tell, Library, and a Program.

Newsletter Advertising Rates (per issue* (PI) for Sept. - May, excluding Dec.):

Classified.....	\$10.00 *PI
Bus card size.....	\$10.00 *PI
8 issues	\$50.00
¼ Page for	\$14.00 *PI
8 issues.....	\$90.00
½ Page	\$21.00 *PI
8 issues.....	\$125.00
Full Page	\$42.00 *PI
8 issues.....	\$200.00

One time email to all members,
Quilting related \$15.00, Commercial \$35.00

Please contact :
Val Marus
valmarus1@gmail.com

Next Newsletter Deadline

Next Newsletter deadline February 2, 2024

** Satellite Group Rep Contact Information:

*Please see membership list for contact emails or
send message via scquiltersguild.com*

Pender Harbour Piecemakers: Lee Ewing
604-883-2620

1/2 Moon Crazies: Andrea Wilson 604-989-5779

Fat Quarter Quilters: Rita Hunt 604-885-3601

Gone to Pieces: Linda Child

Cotton Club: Bev Butchart 604-886-8449