

SUNSHINE COAST QUILTERS' GUILD



Next Resource Day April 27, 2024

Special Points of Interest

Next Resource Day

April 27, 2024

8:45-9:00 room setup
9:00-9:30 table setup for
groups
9:30 doors open
10-10:45 mini workshop
11-12 business meeting
12:05 program
Ralph Hill-Art Meets
Quilting

Next Newsletter deadline:

Friday May 3, 2024

Executive Meeting Zoom

4:30 pm . April 30, 2024
Open to all
Contact Karen B. for an invite

Inside this issue

<i>President's Message</i>	1
<i>Program</i>	5-7
<i>Comfort Society</i>	8
<i>BOM</i>	10-12
<i>Guild Minutes</i>	15-16

Snacks to be provided by
Fat Quarter Quilters
Bring your mug!

President's Message : Andrea Wilson

Welcome Spring-Time

I hope my quilting community is enjoying this awesome weather, perhaps digging in the dirt or perhaps you ran away like I did on Spring Break up to the Kootenays.

I soaked in the hot springs in Ainsworth. I highly recommend that experience.

Our next resource day is April 27: with our Guest Ed Hill (Art Meets Quilters)

I'm jazzed to see the results of matching up a painter with a quilter. Great idea.

Upcoming Bus Trip - May 4 th Quilts By The Bay

There is room for 21 people on the bus. In order to go you must pay from your Sechelt Activity Centre wallet balance. Add funds to your electronic wallet as necessary. You must be a member of the centre to facilitate this process.

Check for details in the Sechelt Activity Centre newsletter, and our newsletter.

Congratulations to Nancy McMurdo for taking the position as our new President upcoming. So excited to have Nancy in this role.


Thank you to Jan Parker for also staying on as Vice President's roll very much appreciated.

Thank you to our Executive Committee who are such a dynamic fun
compassionate, creative group of fellow quilters.

Comfort Society Quilting Bee on April 6/7th. Please read the newsletter for details. There are instructions that you need to know.

Warmly sitting in the sun

Andrea Wilson



*****Saturday April 27, 2024 Resource Day *****

Doors open 9:30

Sechelt Seniors Centre (back door)

5604 Trail Ave Sechelt

Vice President: Jan Parker

PLEASE NOTE:

COFFEE SCHEDULE FOR ALL UPCOMING MEETINGS

April - Fat Quarter Quilters

May - the Executive

Past President Report

A huge thank you to Nancy McMurdo for stepping up to be "our" President next year. Any chance you are interested in joining the executive as Vice President? Ideally the year as VP is good training to take over President the following year, then stay on as past president for one more. There are always many hands to help out. My personal attendance record at resource day is a good testament -- just sayin'

We are also looking for two or three members interested in keeping Block of the Month running. The monthly blocks are always well received - and it's your choice to go scrappy or make up and sell kits with new fabric.

Comfort Society could really use two more members - take on putting kits together from the donated stash perhaps??

Late breaking news! We have a volunteer for the treasurer position. Thanks so much Jane Andrew

Quilt On

Sue



Membership

Membership dues of \$50 cover September to September

If paid after January dues are \$25 and cover till Sept.

treasurer@scquiltersguild.com.

Put "membership" in the message. We will still take the \$50 payment by cash or cheque in person if you are unable to do an e-transfer.

Please email Janey Marshall jmarshall@edworks.ca to let her know you have done an e-transfer, and if there are any changes to your mailing and/or email address. If we make these changes ahead of Resource Day we can reduce the line-up time at the membership table.

Sunshine Coast Quilters' Guild 2022-2023 Board Membership

<i>Position</i>	<i>Name</i>	<i>Position</i>	<i>Name</i>
President	Andrea Wilson	Vice President	Jan Parker
Past President / Sunshine	Sue Lowell	Treasurer	Marie Malcolm/Lee Ewing
Secretary	Christine Lawson / Darlene Finch back up	Web Author Social Media Admin	Myrla Bulman Karen Biddlecombe
Block of the Month	Deb Burton , Jean Whitehead	2025 Quilt Show Chair	Bernardine Somogyi
Comfort Quilts	Lois Anderson , Linda Child, Nona Fellows, Vicki Kay, Marie Malcolm, Jan Pinkerton, Bernardine Somogyi, Donna Thompson, Jeanette Thompson	CQA Rep Archivists	Jeanette Thompson Karen Biddlecombe, Elizabeth Byrne
Membership & Merchandise	Janey Marshall , Debbie Veldhoen, Val Marus	Publicity Fund Raising	Moira Sarling NEEDS TO BE FILLED
Program Committee / Mini Workshops	Karen Biddlecombe , Darlene Finch, Jude Grebeldinger, Nancy McMurdo, Jennie Starr, Lori Lemay	Library	Susan Kimm-Jones, Wendy Egilson , Pam Fouts NEED ONE MORE
Newsletter	Margaret Stewart Val Marus, Phyllis Argyle	Retreat Committee	Darlene Finch, Jennie Starr, Lynda White
Bus Trip Chair	Sharon Roye	Youth Outreach	NEEDS TO BE FILLED

QUILT RETREAT 2024

When: Tuesday and Wednesday May 21 & 22 (2 nights)

Where: Camp Sunrise 1377 Burns Rd Gibsons

Twenty-nine of us are ready to retreat in May. Planning is underway for us to get a lot of quilting accomplished

We are hoping to have door prizes for most and if you have a pattern or fabric you can donate, please bring April resource day.

If you're not attending, you can still join us to shop at the pop-up shop. Not a member, you can also join us for shopping.

Lynda White (604) 741-9901

Jennie Starr

Darlene Finch

RESOURCE DAY announcements: March 23, 2024

QS 2025 will include new show submissions (criteria details TBA)

Hand Embroidery (quilt like).

Vintage/antique/heritage quilts of 50 plus years

Help Wanted:

1-2 people for reviewing Registration forms with Karen Biddlecombe.

1 Rep/Lead for Banners/Signage/publicity: See Bernardine for details

NEW Quilt Show LOGO: The logo is to compliment the current SC Quilter guild logo. You may include the current logo in your design. This logo will be the Standard Quilt show logo and will be used for future quilt shows when communicating with the community, businesses specific to the quilt show. Bring your designs to April Resource day and will be voted by members. Majority will be the chosen logo.

The following has been confirmed for the Quilt Show committee:

B Team (Background Planning Team)

Marketplace/Boutique: Darlene Finch

Comfort Society Rep: Jeanette Thompson

Raffle Basket Rep: Wendy Egilson

Registration Forms: Karen B. We need help in this area. Please contact Karen B directly.

A Team aka ACTION team (4-5 month prior to the show)

Frame Transportation: Lois Anderson

Set up/Layout: Co-Reps Sandy Robb/Lori Lemay. Showtime setup will require lots of volunteers.

(Mentored by: Anne Seldor and Rojean Trent)

Volunteer Registrar: Margaret Stewart

Signs/Banners/Publicity: Need to fill

The Quilt Show will begin their fundraising activities at April Resource Day: \$10 sale (cash only)details to follow.

Next Quilt Show committee meeting with Reps on Wed, April 24 @ 7:00pm.

QUILT SHOW 2025 UPDATE

The QS committee will be hosting a \$10 sale on April 27.

There will be items available to purchase for \$10. With every \$10 item purchased, you will receive a ticket to be eligible to win a Ferry voucher for 1 vehicle and 2 adult passengers for one way travel on all BC Ferries routes prior to the expiry date noted. These voucher are not valid for the Inside Passage, The Discovery Coast Connector and Haida Gwaii. Limited number of items available, Cash only.



Program Committee: Chair: Karen Biddlecombe. Members: Jude Grebeldinger, Darlene Finch, Nancy McMurdo, Lori Lemay, Jennie Starr

RECAP OF ACTIVITIES – March 2024 (held 1 week early due to Easter stat on the last week of March):

2 ½” strip - spring: Jude G. won!

MINI WORKSHOP: we played the L, R C game with 21 players to much excitement and cheers with Bernardine S. winning a large pile of spring themed fat quarters.

A short demo from Lois Anderson between the business meeting and our guest speaker on how to construct a ‘quilt as you go’ quilt.

UFO: 1st draw was #7 = #7 was due at the November meeting. Numbers 3 & 5 required to be handed in at the January 2024 meeting. Number 2 was handed out at the January meeting for completion by Feb.

Line-item NUMBER 7 was handed out and due at Nov meeting.

Line-item NUMBERS 3 & 5 were handed out and due at Jan meeting.

Line-item NUMBER 2 was handed out and due by Feb meeting.

Line-item NUMBER 6 is handed out for the February meeting and due by March and

Line-item NUMBER 1 is handed out for March meeting and due by April meeting.

NOTE: once we have seen your UFO’s you will not have to bring them back for the reveal as we will just be announcing the winner of the draw.

WORKSHOPS COMPLETED: for March we will have had 4 workshops.

March 2nd was a class with facilitator Julie Faulkner – coming back to assist us in finishing ANY project you have OR Quiltworx projects, by Annie bags, Jacqueline de Jonge patterns – beginners and experienced levels all welcome – even non Paperpiecing projects you are having issues with as Julie can help many with patterns that have instructions needing more clarification.

March 3rd was through Zoom format – done either at home or at ECH for the 2nd class of “Stuck on Collage: Snowy Aurora” with Ralph Jarvis – the attendees were quite taken with this ‘collage’ technique and much effort is being made to finish them for a show and tell for April, 2024.

March 12th was at Frank West Hall – this was a ‘craft’ day. 3 volunteers from the Guild: Lori, Rojean and Karen were the facilitators. Gel plating was the excitement of the day with Lori starting the day off with the basics and attendees were able to learn how to make some pretty cool patterns on paper. Rojean took it from there with amazing examples on how to create cool patterns on fabric. Finally, Karen gave basic instructions on the Iris Card making process and attendees were able to make one or two cards using fabric as the focal point. It was a great fun day and with enough interest we can repeat this for next year’s schedule.

March 24th held at ECH with facilitator Christine Nelson was quite an interesting adventure in making rope bowls. Lots of cool techniques learned and attendees advised they enjoyed the day. We shall see what great items attendees can bring to show us later.



RESOURCE DAY PROGRAM GUEST SPEAKER:

Wow. The presentation from Uschi Greiner and Katheen Parton was quite amazing. This was an embroidery display of “WOOLIES” that was jaw dropping fabulous. We thank them profusely for bringing their beautiful items for us to see and allow us to fondle after.

April 2024 Program:

FAT QUARTER OR 2 ½” STRIP DRAW: APRIL: FAT QUARTER = A COLOUR THAT BEGINS WITH ‘M’

TIMING OF EVENTS FOR YOUR DAY:

8:45 – 9:00 ROOM SETUP (if you can come and help put up tables and chairs that would be AWESOME)

9:00 – 9:30 – GROUPS SET UP THEIR AREAS

9:30 Doors open – time to see what the Program table has in store for you! BOM, Comfort Society, Library and open visiting with others.

10:00 – 10:45 Mini workshop – This will be done in stages: at 10:00 we will be darkening the lights at the hall and bringing to you a short presentation on our website changes onto the big screen. Myrla will be our facilitator through this process. After this presentation we will bring up the lights, move to a table on the side and Myrla will go through specific questions that may be brought up for those interested. She will work with individuals either then or make a date to come see you to assist you in getting you and your computer (laptop, iPad, tablet, phone) happier when going onto the guild’s website.

11:00 - 12:00 Business Meeting

12:05 PROGRAM: Ed Hill – Art meets Quilting

Ed will be doing a short presentation to our guild members with a proposal for members who would like to be matched up with a ‘painter’ for a collaboration effort in the lens of how a painter brings his/her idea to life through paints and that same picture/photo/idea through the lens of a quilter and how she brings the idea to life through fabric.

The goal will be gathering names and ideas for Ed to introduce and match a team that will produce a finished item in time for the 2025 Quilt Show. This will be one of the featured items at the 2025 Quilt Show.



CHALLENGES: Program has developed 2 ONGOING challenges for you this year.

POETIC QUILTING: Thank you for bringing in your finished poetic challenges to the March meeting. I was advised that 2 are outstanding and our program rep Nancy needs those participants to contact her as soon as possible. Expect to see a final review at the May meeting.

UFO: Reveal will be MAY 2024 meeting.

Line-item NUMBER 7 was handed out and due at Nov meeting.

Line-item NUMBERS 3 & 5 were handed out and due at Jan meeting.

Line-item NUMBER 2 was handed out and due by Feb meeting.

Line-item NUMBER 6 is handed out for the February meeting and due by March.

Line-item NUMBER 1 is handed out for March meeting and due by April meeting.

Line-item NUMBER 4 will be handed out for April and will be due May meeting.

NOTES: IF you can't make it to a meeting, send a picture over to program@scquiltersguild.com so that it can be entered.

WORKSHOPS 2023 – 2024 year

We will have some workshops at Frank West Hall (FWH) 1224 Chaster Road, Gibsons and others at (ECH) Eric Cardinal Hall, 930 Chamberlain Road, Gibsons. Doors opened: 9:00am with classes starting at 9:30am to 4:00 pm (we do need assistance in putting tables and chairs away etc.). All in-person workshops will be limited to 10 unless machines are not required.

We have finalized the workshops scheduled for the 2023-2024 year. The Program committee hopes that all participants enjoy their times taking workshops. These workshops are outlined on the 'Events' page so you can keep up to date with what is available.

Here is the remaining 2024 workshop schedule at a glance:

April 28th, 2024 – Faith McLeod – 'Advanced Applique' Previous applique experience is not required to attend this workshop. – Location ECH and cost \$60.00 (no kit fee). Faith has graciously accepted a request to come back to the Sunshine Coast and will be working on a fresh design to bring to show attendees various techniques when doing applique pieces.

ADVANCE PLANNING:

May Resource Day – Table sale – nominal fee for a table (\$5.00) to see if others would like something you are no longer interested in! May 25, 2024.

IS THERE INTEREST? Last fall volunteers from the program committee went to the GIBSONS FALL FAIR (date TBD but typically is held in October) and were able to raise some \$'s for the guild. We do not have enough items to do this for 2024 at this time. So, we are putting feelers out to Guild members. **IF** you have items you would like to sell at this market – fibre art – postcards, mug rugs, quilts, table runners, placemats etc. let either Darlene F or Karen B know and if we would have enough items to sell we will sign up and get a table. There would be a small % for the guild but the majority \$'S sold would go to the seller. You may want to make some Christmas Craft Sales at this event.

HOW TO REGISTER AND PAY FOR A WORKSHOP:

At Resource Day, sign up in the book for that particular workshop. If there is a waiting list, you will be notified at the time.

Please note that you must have paid to hold your registration spot. So timing is important that our program coordinator Darlene is notified.

Outside of Resource Days you must contact Darlene Finch to find out if there is space available. Once this has been confirmed then payment is required. Darlene is reached at register@scquiltersguild.com

PAYMENT: We take cheques, cash, or you can e-transfer at **treasurer@scquiltersguild.com**

If you pay by e-transfer, it is a 2-part process:

i. The e-transfer message box is where you tell the treasurer what you are paying for, example: Faith McLeod Oct 29.

ii. When you receive your confirmation from the bank, please forward to register@scquiltersguild.com for confirmation of your spot.

We only register 10 persons for in-person workshops (some exceptions may apply). Note that payments are non-refundable unless the Guild has to cancel the workshop. You may find a replacement, but it is up to you.

Stay tuned for changes to how to register and pay as we are developing a newer, easier method for us to learn. More on this at the April resource day meeting.

Comfort report

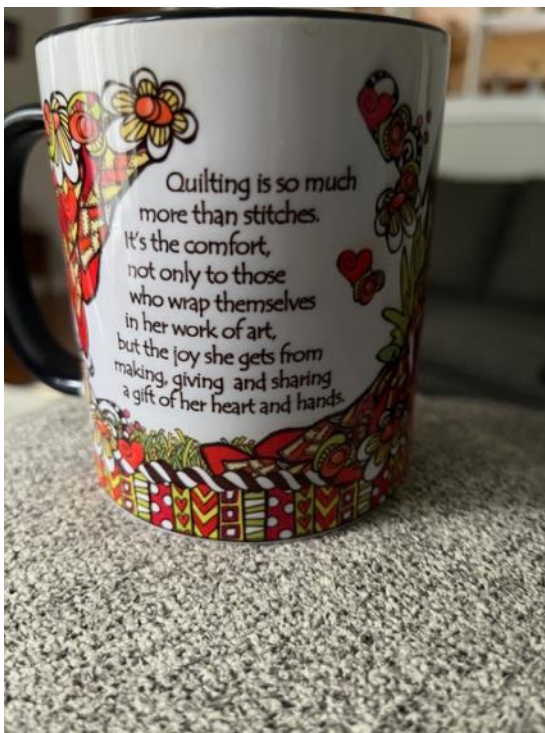
Hello members,

We are nearing the end of the raffle. Winners will be drawn at our April meeting. We still have quite a few tickets to sell to reach our target of \$2,000. Please give it a last boost. The Quilt Bee will be over and we have great participation. Look for our final report in April.

We still need one or two ladies to help with cutting batting and or in take of quilts.

Please consider volunteering.

Chair
Lois Anderson



Secret Question-first person to answer during the newsletter, without prompting.

Where is the bus trip going on May 4?

Person of the Month-Lori Lemay

I have enjoyed getting to know our outgoing, active member for this month through workshops, great way to get to know your fellow members better. You will find her busily helping out (and visiting) at the program table. She is often on stage helping with the presentation portion of resource day.

How long have you lived on the Sunshine Coast? If not forever, what brought you here?

My husband Tim & I moved from the Lower Mainland to the Coast in 2012. We initially started coming up in the mid – 90's after Tim's brother and his wife moved to Gibsons. We quickly decided that when we didn't need easy access to the city for work this is where we'd end up too. Such a good decision!

When and why did you start?

I've been sewing since I was a kid. I learned from my Mom and Grandma. I still remember my Grandma's Singer treadle machine which lived in it's big cabinet in her kitchen. My Mom had an ancient Husqvarna which was at least electric, but I did learn a lot in my Grandma's kitchen, and not just about sewing.

Until recently my sewing projects were mostly clothes and home wares; cushions, drapes, etc. I come from an arty family – my Mom always made sure there was the opportunity to make things when I was growing up. So eventually my sewing and art enthusiasm met and now I'm enjoying learning to make textile art. The Guild members have been incredibly inspiring in this process. So much to learn, so many creative minds to learn from, so many ideas of things to make!

Little known facts?

I love the outdoors and enjoy hiking, cycling, snowshoeing, cross country skiing & paddleboarding. I'm a self proclaimed huge 'word nerd'; Wordle, Letterboxed, Spelling Bee, Crosswords – if it involves moving letters around to form words, I'm there. I also treat the hunt for 'the creative solution' to any problem or need as a sport. When I can find a simple, elegant solution to a problem, that's a win!



March 2024 Block of the Month



For assistance call:

Deb Burton 604-885-1980

Jean Whitehead 604-399-9199

Block name: Susannah

The block is to be submitted at *April* resource day.

The block measures 12 ½" x 12 ½" **unfinished**.

Instructions

1. From a white fabric cut:

- 1 - 6 ½" x 6 ½" square
- 4 - 3 ½" x 3 ½" squares

2. From a medium valued fabric cut:


- 8 - 3 ½" x 3 ½" squares

3. From a dark valued fabric cut:

- 4 - 3 ½" x 3 ½" squares

4. Make the center square:

- a. on the back of 4 medium 3 ½" squares draw a diagonal line from corner to opposite corner.



b. with right sides together add one of the squares to a corner of the 6 1/2" square.



c. sew the pieces together on the diagonal line.

d. press the seam, then trim the excess between the seam line and outside corner leaving a 1/4" seam allowance. Press the patch towards the outside corner.




e. repeat for the remaining three corners.




5. Make the sides:

- a. with right sides together sew a medium 3 ½" square to a dark 3 ½" square.



- b. repeat with the remaining three pairs of medium and dark 3 ½" squares.
- c. set aside two pairs (to be used for the left and right sides).
- d. to the remaining two pairs, sew a white 3 ½" square to each side. These will be the top and bottom rows.



- e. press seam allowances to the medium and dark fabrics.

6. Assemble the block:

- a. arrange the units as shown in the picture.
- b. with right sides together, stitch the left and right sides to the center.
- c. press the seam allowances away from the center block.
- d. sew the rows together, pinning as needed.
- e. press.



Wildflower
QUILTING STUDIO



TESS STRAUSS AND
DEBBIE VELDHUEN
wildflowerqs@gmail.com
Call for an appointment:
778-689-1564

Snip & Stitch
SEWING CENTRE
NANAIMO

#1-4047 Norwell Drive
Nanaimo, B.C. V9T 1Y6
1-800-789-1730
www.snipandstitch.com

"Like" us on facebook
Snip & Stitch Sewing Centre

Follow us on Instagram
@KathySchroter

Discover the world of sewing!
Escape through our store for a refreshing experience!

All Guild Members Save 20%
"Just Show Your Guild Card"

All Regular Priced Merchandise
Excludes sewing machines, furniture and
all items ending in .99
Cannot be combined with other offers.
Expires June 30/2024

EuroTech
Sewing Machine Repair

ALL DOMESTIC SEWING MACHINES & SERGERS
FORMER ALBEE'S SEWING CENTRE TECHNICIAN

Factory trained by
PFAFF BERNINA ELNA
HUSQVARNA JANOME

Wei Hin Ng
Service Technician
t: 604.568.1238
w: www.eurotechsewrepair.ca

Serving the Vancouver area since 1989

THE PAINTED LADY
ART SUPPLIES AND FRAMING

WWW.PAINTEDLADY.ART
778-462-3330
#105-622 HOUGH RD GIBSONS



Travel with a common Thread

Join us as we explore the world together
One Quilt Shop at a time!



Luck of the Irish - Ireland Quilt Tour

September 11 - September 22nd, 2024

Your Land Package Includes 12 days, 11 nights, deluxe hotel accommodation with 19 meals included.

Leprechauns, shamrocks and the colour green are truly a big part of Ireland itself. The beautiful landscape and mystical folklore is what brings people to this fabulous island. We now add to that, with visits to quilt shops and exciting excursions and so much more. Talk shop at our exclusive trunk show with the amazing Nikki Foley, Irish quilter, author and pattern designer.



If you believe in the luck of the Irish then this may be the tour for you.
This tour will not run next year! Don't wait sign up today!

\$4795 CAD Double Occupancy / \$1397 CAD Single Supplement
(All Taxes Included)



For more information contact us at:

E: info@quilttoursinternational.ca W: www.quilttoursinternational.ca P: 416-937-6739



STITCH & BOBBIN

April Special

25 % off
one item*

Must present coupon at time of purchase. One use per customer. Offer expires April 30, 2024.

**regular priced items only (or a single cut of fabric), some exclusions apply including but not limited to sewing machines, irons, anything that plugs-in. Max. discount \$30*

Open Tue-Sat 10-5, Sunday 11-4
109-1100 Sunshine Coast Hwy, Gibsons
www.stitchandbobbin.com



WE ARE STILL OPEN IN SECHLT!

Tuesday – Saturday 10am-4:30pm

You get first choice on our New Kit Samples if you come in before we take them to our Quilt Shows in May & June.

Put them on your Calendar!

Boundary Bay, Tsawwassen May 5 & 6

Langley May 10 & 11

Parksville June 7, 8 & 9

CQA Edmonton June 20, 21 & 22

Basics are back in Stock!

Coming Soon!

Paradise Bay – Summer Batiks

Sea Breeze – Turtles

Midas Touch – It's just Beautiful!

604-885-6677

Correction Boundary Bay QS is May 4-5



Unleash your creativity ...where fibre & art intersect

S.C.Q.G. Resource Day Minutes March 23, 2024 Sechelt Seniors Centre

- Chair: Called to order at 11:00 a.m. Vice President Jan P. chaired the meeting and thanked the Half Moon Crazies for the delicious spread of treats. Jan P. reminded us that the Quilt Challenge, Poetic Challenge, Retreat fees and UFO #6 were all due today.
- Motion: To accept the Minutes of the last Resource Day on February 24, 2024 as circulated. Moved, seconded, accepted. Carried.
- Reminder: Next February our Resource Meeting will be in person as reported in last month's newsletter.
- Secretary: All committees please remember to send their monthly reports to secretary.
- Treasurer: Contact the treasurer for current balance.
- Past President: Still need volunteers for Block of the Month, Comfort Society, Program, and Vice President for next year. Sue reminded us that getting involved in the guild is a great way to find your people. Sue L. has been going through our inventory and found a pair of sunglasses in one of the boxes. Contact her if they are yours.
- Membership: 68 were in attendance today, and we had 4 guests. Door prizes were won by Marion K., Heather M., Janet T., Karen B., Linda C., Bev Z. and Helen D.
- Block of the Month: January draw won by Bernie S. February draw won by Lissi H.
- Newsletter: Friday March 29st. deadline. Sue L. won for finding answer to secret question found in last month's newsletter. Wonder what the prize was?
- Comfort Society: 27 quilts were handed in today. This committee still needs a few more bodies. Silverstone would like a couple of Dignity Quilts. One quilt has been completed and another will come from the Quilting Bee.
- Library: All is well with book people.
- Webmaster: A reminder to scroll down on your computer to see content on website. We are updating and bringing guild to the modern century. See program note re upcoming mini workshop. Myrla B. will be there to help.
- Program: Karen B. presented presents to Rojean T. and Lori L. for all their help at the craft day workshop. The mini workshop was a LRC game and the winner of the fat quarters was Bernie S. and Jude G. won the strips. See newsletter for upcoming workshops. April will have a mini workshop on how to use our website. When paying on line make sure you have the correct email address and ensure that the email contact is correct. The correct address can be found in the newsletter.
- Quilt Show: Lots of news for this. Bernie S. has agreed to continue her position for the next two quilt shows. Awesome! And here is the information she shared at the March Resource Meeting. QS 2025 will include new show submissions (criteria details TBA) Hand Embroidery (quilt like). Vintage/antique/heritage quilts of 50 plus years S.C.Q.G. Resource Day Minutes March 23, 2024 Sechelt Seniors Centre Help Wanted: 1-2 people for reviewing Registration forms with Karen Biddlecombe. 1 Rep/Lead for Banners/Signage/publicity: See Bernardine for details NEW Quilt Show LOGO: The logo is to compliment the current SC Quilter guild logo. You may include the current logo in your design. This logo will be the Standard Quilt show logo and will be used for future quilt shows when communicating with the community, businesses specific to the quilt show. Bring your designs to April Resource day and will be voted by members. Majority will be the chosen logo. The following has been confirmed for the Quilt Show committee: B Team (Background Planning Team) Marketplace/Boutique: Darlene Finch Comfort Society Rep: Jeannette Thompson Raffle Basket Rep: Wendy Egilson Registration Forms: Karen B. We need help in this area. Please contact Karen B directly. A Team aka ACTION team (4-5 month prior to the show) Frame Transportation: Lois Anderson Set up/Layout: Co-Reps Sandy Robb/Lori Lemay. Showtime setup will require lots of volunteers. (Mentored by: Anne Selder and Rojean Trent) Volunteer Registrar: Margaret Stewart Signs/Banners/Publicity: Need to fill The Quilt Show will begin their fundraising activities at April Resource Day: \$10 sale (cash only) details to follow. Next Quilt Show committee meeting with Reps on Wed, April 24 @ 7:00pm.
- Bus trips: Sharon R. reported that on May 4th a bus will be going to Quilts by the Bay put on by the Boundary Bay Guild. There is room for 21 people. We will be using the Sechelt Seniors Centre bus and you must be a member of the Centre in order to go. Buy tickets at the Centre using something called an electronic wallet. It sounds complicated, but will be an easy thing to do. Trust me.
- Show and Tell: Love seeing all our creativity each Resource Day.
- Program: A trunk show by Ushi Greiner and Kathleen Parton.
- Next Resource Day: April 27, 2024 The Fat Quarter Quilters will be hosting in April.
- Minutes taken by Chris Lawson, secretary.

Zoom Board Minutes Sunshine Coast Quilters' Guild March 26, 2024

- Attendees: Margaret Stewart, Jan Parker, Christine Lawson, Karen Biddlecombe, Jeanette Thompson, Val Marus, Wendy Egilson, Bernardine Somogyi, Janey Marshall, Myrla Bulman. Regrets: Sue Lowell, Andrea Wilson
- Called to order 4:30 p.m. V.P. Jan Parker chairing meeting today.
- Motion: The minutes of the Zoom Board Meeting held February 27, 30, 2 were moved, seconded and approved. Carried.
- Membership: Starting to get historical membership stuff moved so we can start renewing memberships on line in the very near future.
- Program: A mini workshop re website, computers etc. will be held at 10am at April Resource Day. Committee is exploring options for additional tech help for members at the May meeting. Everything else is on track. Ed Hill will be speaker in April. May will be the table sale. More information can be found in newsletter. Please read it all. Jan P will purchase small plates and napkins for Resource day treats.
- Webmaster: All is progressing well. Comfort Society: Discussion of comfort quilts and which groups received them. Bernie S. has a spreadsheet with that data on it.
- Quilt Show: Discussion re budget for show and need to assign a point person/ treasurer for the show. Sue L. did the last show and did a fabulous job. Karen B. will forward that information to Bernie S.
- Newsletter: Deadline March 29 Meeting adjourned 5:15 p.m.
- Minutes taken by Chris Lawson, secretary

FYI

Sechelt Arts Festival format changes

<https://www.coastreporter.net/local-arts/reformed-sechelt-arts-festival-plunges-into-art-and-ecology-8492091>

RAINBOW JELLO DESSERT submitted by Phyllis Argyle

Allow 2 - 3 hours to assemble, and 2 additional hours in fridge to make firm. Can be 4 or 5 colours (red, yellow, green, orange, purple) Note: double the white mixture for 5 colours.

4 or 5 85g. packages of jello, all different colours

1 300g tin of Eagle Brand Sweetened condensed milk (or 2 tins if making 5 colours)

Knox unflavoured gelatine - 1 pouch for each colour and 2 for each can of condensed milk (4 colour with 1 can milk needs 6 pouches. 5 colour with double milk needs 9 pouches)

Thin metal pan 13 x 9 x 2 or a little smaller, to make whole tray of squares. Make room at the front of the fridge first, so you can pour into it without removing from fridge. Make sure it is level.

OR glass bowl to show off layers and serve with spoon, OR individual clear dishes

START with a coloured layer:

- stir 1 pouch gelatine into 1/4 c. cold water
- add 1 c. boiling water, stir and add 1 package of jello. Stir until dissolved
- pour into pan (make room in fridge first, easiest to leave pan in fridge and pour there)
- chill until set, 15 - 20 minutes

While it is chilling, make the white mixture (or first of two mixtures):

- stir 2 pouches gelatine into 1/4 c. cold water
- add 1 c. boiling water and stir until dissolved
- add can of milk (tip - use can opener, too thick to pour from small opening) stir well
- for 4 colours, divide into 3 equal portions (5 colours, divide each milk into 2 portions)
- when coloured layer is firm, carefully add one white layer. Pour over back of spoon to avoid melting layer below.
- chill until set, about 20 minutes

Continue to alternate coloured and white layers, making sure previous layer is set first.

You can make all the coloured layers right away if you have something to put them in. Then they will be cooler when you pour them. If they or the white mixture start to thicken before you pour it into the pan, don't! Heat for 20 - 30 seconds in microwave first to ensure they will pour well.

To serve from glass bowls, wait an additional hour.

To serve from large pan, wait 2 or 3 more hours to fully set. Then immerse pan into hot water for 2 or 3 seconds only (if pan is thin) to loosen base layer. Don't get any water in the pan. Cut squares with sharp knife and lift out. The first few make break, you can taste-test these ones!

You can vary the amount of water: less = more rubbery, more water = more fragile.



SUNSHINE COAST QUILTERS' GUILD

P.O. Box 2083
Sechelt, B.C.
V0N 3A0



www.scquiltersguild.com



CANADIAN
Quilters
Courtepointes
CANADIENNES



HISTORY

1982 a group of women on the Sunshine Coast got together to share their love of quilting. Pat Crucil, an accomplished quilter and teacher, established this first quilt group on the Coast.

Today the Sunshine Coast Quilters' Guild is the "umbrella" organization for five local community quilt groups** from Pender Harbour to Gibsons, with a membership of about 100. The Guild promotes the joy of quilting on the Coast by providing enjoyment through quilt shows, classes, demonstrations and displays. We continue to meet eight days throughout our Guild year, from September to May. Our meetings consist of Mini-Workshops, Business Meeting, Comfort Society, Block of the Month, Show N' Tell, Library, and a Program.

Newsletter Advertising Rates (per issue* (PI) for Sept. - May, excluding Dec.):

Classified.....	\$10.00 *PI
Bus card size.....	\$10.00 *PI
8 issues	\$50.00
¼ Page for	\$14.00 *PI
8 issues.....	\$90.00
½ Page	\$21.00 *PI
8 issues.....	\$125.00
Full Page	\$42.00 *PI
8 issues.....	\$200.00

One time email to all members,
Quilting related \$15.00, Commercial \$35.00

Please contact :
Val Marus
valmarus1@gmail.com

Next Newsletter Deadline
Next Newsletter deadline May 3 , 2024

** Satellite Group Rep Contact Information:

*Please see membership list for contact emails or
send message via scquiltersguild.com*

Pender Harbour Piecemakers: Lee Ewing
604-883-2620

1/2 Moon Crazyes: Andrea Wilson 604-989-5779

Fat Quarter Quilters: Rita Hunt 604-885-3601

Gone to Pieces: Linda Child

Cotton Club: Bev Butchart 604-886-8449