


EXISTING SCQG MEMBER*:

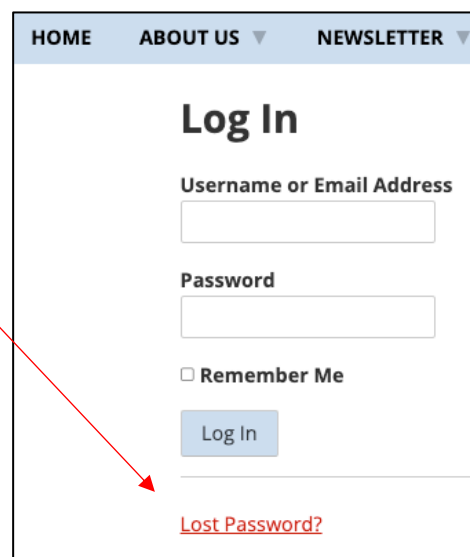
GET A PASSWORD ON SCQG HOME PAGE

1) UPPER RIGHT CORNER: 'LOG-IN'

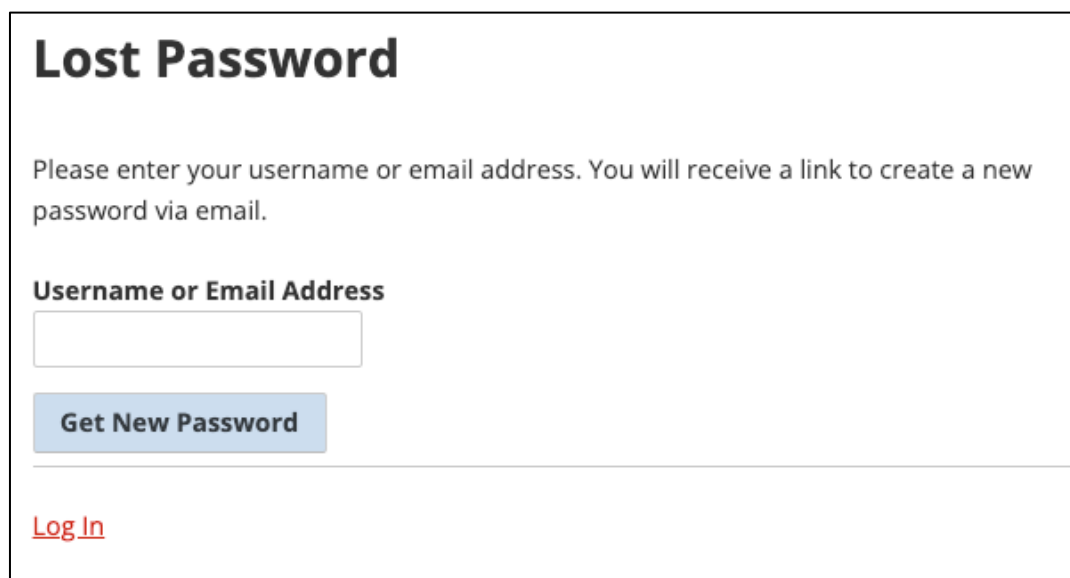


2) SELECT 'LOST PASSWORD'

(to self-generate your password)

A screenshot of the SCQG website's 'Log In' page. The page has a navigation bar with 'HOME', 'ABOUT US', and 'NEWSLETTER'. The main heading is 'Log In'. Below it are two input fields: 'Username or Email Address' and 'Password'. There is a checkbox for 'Remember Me' and a 'Log In' button. At the bottom, there is a red link labeled 'Lost Password?'. A red arrow points from the text '(to self-generate your password)' to this link.

3) ENTER EMAIL ADDRESS*; CLICK GET NEW PASSWORD

A screenshot of the SCQG website's 'Lost Password' page. The heading is 'Lost Password'. Below it is a paragraph: 'Please enter your username or email address. You will receive a link to create a new password via email.' There is an input field for 'Username or Email Address' and a 'Get New Password' button. At the bottom, there is a red link labeled 'Log In'.

*If you very recently changed your email address, email membership@scquiltersguild.com for assistance.

4) GO TO YOUR EMAIL INBOX FOR **RESET** LINK; **CLICK ON IT** AND RESET SCREEN BELOW WILL APPEAR

5) ENTER **NEW PASSWORD ... TWICE**; **CLICK RESET**

Reset Password

New Password

Hint: The password should be at least twelve characters long. To make it stronger, use upper and lower case letters, numbers, and symbols like ! " ? \$ % ^ &).

Confirm New Password

[Reset Password](#)

6) RETURN TO LOG-IN LINK TO PROCEED

- Enter **email address**
- Enter **new password**
- Click **Login**

Log In

Your password has successfully been updated.

Username or Email Address

Password

Remember Me

[Log In](#)

[Lost Password?](#)

HOME ABOUT US ▼ NEWSLETTER

Welcome

Welcome, **Test User**

[Log Out](#)

AND YOU'RE IN!

(CLICK ON YOUR NAME)